

**POSTGRADUATE
MEDICAL TRAINEES
IN ONTARIO**

2017

OPHRDC

Ontario Physician Human Resources Data Centre

The Ontario Physician Human Resources Data Centre (OPHRDC) is a cooperative project of the Ontario Ministry of Health and Long-Term Care, the Council of Ontario Faculties of Medicine, the College of Physicians and Surgeons of Ontario, and the Ontario Medical Association, and has been in operation at McMaster University since April 1992.

This report has been prepared by the OPHRDC using data submitted by the six Ontario medical schools. The schools are solely responsible for verification of the data they submit. Although every effort has been made to eliminate errors and verify information, OPHRDC cannot accept responsibility for any errors that remain. Permission to reproduce extracts for any academic, scholarly or public purpose is hereby granted provided that no reconfiguration or alteration in the form or presentation of the information and data is made, and acknowledgement of OPHRDC as source is given. All other rights reserved. Except as aforesaid, no part of this publication may be copied, reproduced, transmitted, recorded or stored in a retrieval system of any nature without the written permission of OPHRDC, application for which should be addressed to:

OPHRDC / McMaster University

**209-565 Sanatorium Rd.
Hamilton, Ontario
L9C 7N4**

©Copyright 2017, McMaster University, Neil Johnston.

All Rights Reserved

ACKNOWLEDGEMENTS

We would like to express our thanks to the many people who have enabled OPHRDC to produce this report. We appreciate the help of all the postgraduate office administrators, staffs and deans at each of the six Ontario medical schools, whose cooperation has helped OPHRDC produce a valuable information resource in the Postgraduate Registry.

We extend our appreciation to Ms. Kathleen Clements whose perseverance in the initial development of this project has helped to make this report possible.

We would also like to acknowledge the Canadian Postgraduate Education Registry (CAPER), the Ontario Ministry of Health and Long-Term Care (MoHLTC) Health Planning Branch and the Council of Ontario Universities (COU) for their assistance and support.

REPORTS ON THE COMPLEMENT OF POSTGRADUATE MEDICAL TRAINEES IN ONTARIO for 2017

INTRODUCTION

Introduction To Ontario Postgraduate Medical Trainee Statistics

Point Census Data

Source of Funding

Change Summary

Pools

Change Summary

The Pools Classification Framework

Training Level

Change Summary

Training Program

Training Program Details

POSTGRADUATE MEDICAL TRAINEES IN ONTARIO

PART 1 – POINT CENSUS STATISTICS, November 1, 2017

Introduction

Postgraduate Medical Trainees in Ontario

Table 1.00 by Level of Training, Pool, University and Source of Funding

Table 1.01 by Program, Pool and Level of Training

Table 1.02 Funded by the Clinical Education Budget by Program, Pool and Level of Training

Table 1.03 Not Funded by the Clinical Education Budget by Program, Pool and Level of Training

Postgraduate Medical Trainees at McMaster University

Table 1.10 by Program, Pool and Level of Training

Table 1.11 Funded by the Clinical Education Budget by Program, Pool and Level of Training

Table 1.12 Not Funded by the Clinical Education Budget by Program, Pool and Level of Training

Postgraduate Medical Trainees at the Northern Ontario School of Medicine

Table 1.20 by Program, Pool and Level of Training

Table 1.21 Funded by the Clinical Education Budget by Program, Pool and Level of Training

Table 1.22 Not Funded by the Clinical Education Budget by Program, Pool and Level of Training

Postgraduate Medical Trainees at the University of Ottawa

Table 1.30 by Program, Pool and Level of Training

Table 1.31 Funded by the Clinical Education Budget by Program, Pool and Level of Training

Table 1.32 Not Funded by the Clinical Education Budget by Program, Pool and Level of Training

Postgraduate Medical Trainees at Queen's University

Table 1.40 by Program, Pool and Level of Training

Table 1.41 Funded by the Clinical Education Budget by Program, Pool and Level of Training

Table 1.42 Not Funded by the Clinical Education Budget by Program, Pool and Level of Training

Postgraduate Medical Trainees at the University of Toronto

Table 1.50 by Program, Pool and Level of Training

Table 1.51 Funded by the Clinical Education Budget by Program, Pool and Level of Training

Table 1.52 Not Funded by the Clinical Education Budget by Program, Pool and Level of Training

Postgraduate Medical Trainees at Western University

Table 1.60 by Program, Pool and Level of Training

Table 1.61 Funded by the Clinical Education Budget by Program, Pool and Level of Training

Table 1.62 Not Funded by the Clinical Education Budget by Program, Pool and Level of Training

Postgraduate Medical Trainees by Program, Pool, Sex and Source of Funding

Table 1.70 in Ontario

Table 1.71 at McMaster University

Table 1.72 at the Northern Ontario School of Medicine

Table 1.73 at the University of Ottawa

Table 1.74 at Queen's University

Table 1.75 at the University of Toronto

Table 1.76 at Western University

Postgraduate Medical Trainees by Program, Pool, Legal Status and Source of Funding

Table 1.80 in Ontario

Table 1.81 at McMaster University

Table 1.82 at the Northern Ontario School of Medicine

Table 1.83 at the University of Ottawa

Table 1.84 at Queen's University

Table 1.85 at the University of Toronto

Table 1.86 at Western University

Postgraduate Medical Trainees by Program, Pool, Source of Medical Degree and Source of Funding

Table 1.90	in Ontario
Table 1.91	at McMaster University
Table 1.92	at Northern Ontario School of Medicine
Table 1.93	at the University of Ottawa
Table 1.94	at Queen's University
Table 1.95	at the University of Toronto
Table 1.96	at Western University

PART 2 – FULL-TIME EQUIVALENT (FTE) STATISTICS

Please note that as of 2017, the Full-Time Equivalent (FTE) Statistics will no longer be included as part of this report. If you would like FTE information, please request this by completing the data request form on our website at <http://www.ophrdc.org/contact-us/>

PART 3 – REENTRY, REPATRIATION AND INTERNATIONAL MEDICAL GRADUATE (IMG) TRAINEES IN ONTARIO

3A – REENTRY TRAINEE STATISTICS – INTRODUCTION

POINT CENSUS, November 1, 2017

Table 3.00	by Level of Training, University and Sex
Table 3.01	by Program, University and Level of Training
Table 3.02	by Program, Pool and University
Table 3.03	by Program, University and Source of Medical Degree

3B - REPATRIATION TRAINEE STATISTICS – INTRODUCTION

POINT CENSUS, November 1, 2017 Repatriation Trainees in Ontario

Table 3.20 by Level of Training, University and Sex

Table 3.21 by Program, University and Level of Training

Table 3.22 by Program, Pool and University

Table 3.23 by Program, University and Source of Medical Degree

3C – INTERNATIONAL MEDICAL GRADUATE TRAINEE STATISTICS –INTRODUCTION

POINT CENSUS, November 1, 2017

IMG Trainees in Postgraduate Medical Education in Ontario

Table 3.40 by Level of Training, University and Sex

IMG Trainees in Postgraduate Medical Education by Program and Level of Training

Table 3.41 in Ontario

Table 3.42 at McMaster University

Table 3.43 at the Northern Ontario School of Medicine

Table 3.44 at the University of Ottawa

Table 3.45 at Queen’s University

Table 3.46 at the University of Toronto

Table 3.47 at Western University

IMG Trainees in Postgraduate Medical Education in Ontario

Table 3.48 by Program, University and Entry Stream

Table 3.49 by Entry Stream, Legal Status, University and Sex

INTRODUCTION TO ONTARIO POSTGRADUATE MEDICAL TRAINEE STATISTICS

OPHRDC has managed the central registry of postgraduate medical trainee data since August 3, 1993. Reports, including those in this Postgraduate Medical Trainees in Ontario report, are prepared from a point census taken annually on November 1. The OPHRDC also submits data from this census to the Canadian Postgraduate Education Registry (CAPER) on behalf of the Ontario schools.

Data transfer occurs via the Internet, from the postgraduate education offices of the six Ontario medical schools to OPHRDC's secure web portal.

The six Ontario medical schools are:
McMaster University
Northern Ontario School of Medicine
University of Ottawa
Queen's University
University of Toronto
Western University

This is a public report made available on the OPHRDC website.

OPHRDC will omit from any public reports counts which may reveal personally identifiable information. When this occurs, the public report will not contain exactly the same counts provided to OPHRDC partners authorized by data agreements. In most cases where OPHRDC has elected to remove data the numbers concerned will be small.

POINT CENSUS VS. FULL-TIME EQUIVALENT DATA

All tables in this report were compiled using the November 1, 2017 point census data, and include only those trainees physically present in a training program on November 1, 2017. Trainees on any kind of leave (e.g. maternity or parental leave, sick leave, leave of absence, etc.) on November 1, 2017 are excluded from the count.

As of 2017, the full-time equivalent data will not be included as part of this report. If you would like to receive this data, please complete the data request form found on our website at <http://www.ophrdc.org/contact-us/>.

Part 3 includes point census data for the complement of ReEntry, Repatriation and International Medical Graduate (IMG) trainees.

SOURCE OF FUNDING

Many of the reports categorize trainees by general funding source (CEB or non-CEB) or by pool (A-E). CEB refers to those trainees funded through the Clinical Education Budget of the MoHLTC.

Change Summary

The following chart summarizes the net change in enrolment counts between the **2016** and **2017** reports, based on funding source:

Changes by School and Source of Funding

University	Point Census (2017 minus 2016)		
	CEB Funded	Non-CEB Funded	Total
McMaster	- 1	+ 22	+ 21
NOSM	- 13	+ 2	- 11
Ottawa	+ 14	- 7	+ 7
Queen's	- 4	+ 14	+ 10
Toronto	- 30	+ 5	- 25
Western	- 4	- 5	- 9
Grand Total	- 38	+ 31	- 7

POOLS

The pools framework has been cooperatively designed by the MoHLTC and COU based on various criteria including legal status and source of funding, in order to describe the “normal” routes of entry for residents and fellows into postgraduate training, and the output of physicians into practice in Ontario. In very general terms, the five categories in the Pools Framework can be summarized as:

RESIDENTS			FELLOWS	
Pool A	CMG	Canadian PG resident output	Pool D	Post-certification training for Pool A+B
Pool B	IMG (Canadian)	Canadian PG resident output		
Pool C	IMG (Visa)		Pool E	Post-certification training for Pool C and other non-Canadian MDs

SOURCE: The Pools Framework published December 20, 2013

Additional details can be found in the Pools Classification Framework on the facing page, or further information is available from OPHRDC upon request.

Change Summary

The following chart summarizes the net change in enrolment counts between the **2016** and **2017** reports, based on pools:

Changes by Pool

Pool	Point Census (2017 minus 2016)
A	+ 10
B	- 25
C	+ 24
D	+ 13
E	- 29
Total	- 7

THE POOLS CLASSIFICATION FRAMEWORK

POOL Classifications for Residents

A	Source M.D.	Medical schools accredited by the LCME (includes all Canadian and many U.S. medical schools)
	Legal Status	Canadian Citizen, Permanent Resident/Landed Immigrant
	Funding Group	1, 2 (only PGY2 or higher), 3 (usually PGY2 or higher – PGY1 acceptable for MOTP or other province/territory) or 4 (only PGY2 or higher)
	Training Level	PGY or Resident
B	Source M.D.	not LCME accredited
	Legal Status	Canadian Citizen or Permanent Resident/Landed Immigrant
	Funding Group	1, 2 (only PGY2 or higher), 3 (usually PGY2 or higher – PGY1 acceptable for MOTP or other province/territory) or 4 (only PGY2 or higher)
	Training Level	PGY or Resident
C	Source M.D.	not LCME accredited
	Legal Status	Employment Visa
	Funding Group	4
	Training Level	PGY or Resident

POOL Classifications for Fellows

D	Source M.D.	LCME and non LCME
	Legal Status	Canadian Citizen or Permanent Resident/Landed Immigrant (also Employment Visa if U.S. Citizen)
	Funding Group	not 1
	Training Level	Fellow
E	Source M.D.	LCME and non LCME
	Legal Status	Employment Visa
	Funding Group	not 1
	Training Level	Fellow

Following an extensive review of funding sources assigned to individual trainees, it was possible to assign each of these to one of the five defined funding groups as follows:

Group 1	Clinical Education Budget/Ontario Ministry of Health funding
Group 2	Other (non-CEB) Ontario Government Funding
Group 3	Provincial/National Government/Agency Sponsorship, Institutions and Charitable Organizations
Group 4	Foreign Funding Source
Group 5	Fellowship Funding; including Private/Corporate Sponsorship and Clinical Earnings

TRAINING LEVEL

Trainees in this report fall into one of two categories: PGY or Fellow. Referred to as residents elsewhere in Canada, Ontario adopted 'Postgraduate Year' (PGY) terminology beginning in 1993. This terminology is used throughout the report. Fellows are listed as such where applicable.

Change Summary

The following chart summarizes the net change in enrolment counts between the **2016** and **2017** reports, based on training level. Please note that no comparison for Full-Time Equivalent is given due to FTE no longer included in these reports:

Changes by Training Group

Training Level	Point Census (2017 minus 2016)
PGY-1 only	- 19
All Residents	+ 9
Fellowships	- 16
Total	- 7

TRAINING PROGRAM

The programs listed in the main tables of this report are those accredited by the Royal College of Physicians and Surgeons of Canada (RCPSC) and the College of Family Physicians of Canada (CFPC). All pediatric subspecialties, and programs of accreditation without certification offered in Ontario are considered to be program subcategories. They are grouped under and included with the numbers attributed to the accredited programs.

These program subcategories are detailed in the following Details of Program Inclusions tables.

PMTIO 2017 Details of Program Inclusions

Program Listed in PMTIO 2017	Program subcategories Not detailed in PMTIO 2017	Trainee count on November 1, 2017
FAMILY MEDICINE	Family Medicine	460
	F.M./ Anesthesiology	10
	F.M./ Belleville-Quinte	12
	F.M./ Bowmanville-Oshawa Lakeridge	16
	F.M./ Brampton	21
	F.M./ ChathamKent	7
	F.M./ Clinician Scholar	2
	F.M./ Collingwood	6
	F.M./ Global Health	1
	F.M./ Grand Erie Six Nations	9
	F.M./ Grimsby	4
	F.M./ Halton	15
	F.M./ Hamilton	85
	F.M./ HIV Network	2
	F.M./ Kingston-1000 Islands	99
	F.M./ Kitchener-Waterloo	36
	F.M./ London	79
	F.M./ London- Regional	36
	F.M./ Mount Forest	4
	F.M./ Niagara	16
	F.M./ Palliative Medicine	2
	F.M./ Peterborough-Kawartha	12
	F.M./ Public Health & Preventive Med	8
	F.M./ Sports Medicine	2
	F.M./ Stratford	1
	F.M./ Windsor	20
	F.M./ Womens Health	3
	F.M./ Care of the Elderly	8
	F.M./ Enhanced Skills	14
	F.M./ Enhanced- Academic	2
	F.M./ Enhanced- Addiction Med	2
	F.M./ Enhanced- Chronic Care	1
	F.M./ Enhanced- Env Health	1
	F.M./ Enhanced- Global Health	2
	F.M./ Enhanced- Hospital Medicine	4
	F.M./ Enhanced- Hospitalist- Windsor	1
	F.M./ Enhanced- Maternity	2
	F.M./ Enhanced- Medical Oncology	1
	F.M./ Enhanced- Obstetrics	6
	F.M./ Enhanced- Palliative Care	7
	F.M./ Enhanced- Primary Care Rheumatology	1
	F.M./ Enhanced- Self Directed	1
	F.M./ Enhanced- Self Directed Adolescent Med	1
	F.M./ Enhanced Skills- SEME	11
	F.M./ Enhanced- Sports Med	2
	F.M./ Enhanced- Womens Health	1
	F.M./ Fergus	5
F.M./ First Nations- Remote	1	
F.M./ North	7	
F.M./ North- North Bay	7	
F.M./ North- Sault Ste. Marie	10	
F.M./ North- Sudbury	17	
F.M./ North- Thunder Bay	17	
F.M./ North- Timmins	7	
F.M./ Rural	17	
F.M./ Rural- Advanced Skills	7	
F.M./ Rural- Goderich	2	
F.M./ Rural- Hanover	7	
F.M./ Rural- Owen Sound	4	
F.M./ Rural- Petrolia	3	
F.M./ Simcoe	3	
F.M./ Rural- North	15	
F.M./ EMERGENCY MEDICINE	F.M./ Emergency Medicine	33
	F.M./ Emergency Medicine- Grey Bruce	1
	F.M./ Emergency Medicine- Niagara	1
	F.M./ Emergency Medicine- Sudbury	4
	F.M./ Emergency Medicine- Thunder Bay	3
	F.M./ Emergency Medicine- Windsor, Community F	1
ANESTHESIOLOGY	Anesthesiology	388
	Anesthesiology/ North	9
CLINICAL PHARMACOLOGY & TOXICOLOGY	Clinical Pharmacology & Toxicology	7
CRITICAL CARE MEDICINE	Critical Care Medicine	35
	C.C.M./ Emergency Medicine	3
	C.C.M./ Internal Medicine	55

PMTIO 2017 Details of Program Inclusions

Program Listed in PMTIO 2017	Program subcategories Not listed in PMTIO 2017	Trainee count on November 1, 2017
PSYCHIATRY	Psychiatry	387
	Psychiatry/ North	5
	Psychiatry/ North Bay	2
	Psychiatry/ Sudbury	1
	Psychiatry/ Thunder Bay	2
	Psychiatry/ Waterloo-Wellington	12
	Psychiatry/ Windsor	4
	Psychiatry- Adolescent & Child	17
	Psychiatry- Forensic	11
	Psychiatry- Geriatric	9
PUBLIC HEALTH & PREVENTIVE MEDICINE	Public Health & Preventive Medicine	39
	Public Health & Preventive Medicine/ North	7
INTERNAL MEDICINE	Internal Medicine	512
	Internal Medicine- Core	89
	I.M./ North- Sudbury	9
	I.M./ North- Thunder Bay	9
	I.M./ Waterloo	9
RESPIROLOGY	Respirology	64
	Resuscitation Medicine	3
PEDIATRICS	Pediatrics	259
	Pediatrics/ North- Sault Ste Marie	1
	Pediatrics/ North- Sudbury	2
	Pediatrics/ Waterloo	4
	Pediatrics/ East	4
	Pediatrics/ West	3
GENERAL SURGERY	General Surgery	232
	General Surgery/ North	9
	General Surgery/ Niagara	4
	Trauma	4
OBSTETRICS & GYNECOLOGY	Obstetrics & Gynecology	212
	Obstetrics & Gynecology/ North	1
ORTHOPEDIC SURGERY	Orthopedic Surgery	258
	Orthopedic Surgery/ North- Thunder Bay	7
AREAS OF FOCUSED COMPETENCE	A.F.C./ Adult Cardiac Electrophysiology	9
	A.F.C./ Adult Echocardiography	3
	A.F.C./ Adult Interventional Cardiology	8
	A.F.C./ Cytopathology	2
	A.F.C./ Solid Organ Transplantation	1
	A.F.C./ Transfusion Medicine	1
CLINICIAN INVESTIGATOR	Clinician Investigator	9
	C.I.P./ Anatomical Pathology	1
	C.I.P./ Anesthesiology	2
	C.I.P./ Cardiac Surgery	1
	C.I.P./ Cardiology	3
	C.I.P./ Diagnostic Radiology	1
	C.I.P./ Endocrinology & Metabolism	4
	C.I.P./ Endocrinology & Metabolism- Ped	1
	C.I.P./ General Internal Medicine	2
	C.I.P./ General Surgery	18
	C.I.P./ Geriatric Medicine	2
	C.I.P./ Gyn Reprod Endocrinology & Infertility	1
	C.I.P./ Hematology	1
	C.I.P./ Hematol-Oncol- Ped	2
	C.I.P./ Infectious Diseases	2
	C.I.P./ Internal Medicine	3
	C.I.P./ Nephrology	3
	C.I.P./ Neurology	1
	C.I.P./ Neonatal-Perinatal Medicine	1
	C.I.P./ Neurology - Pediatric	1
	C.I.P./ Neurosurgery	10
	C.I.P./ Obstetrics & Gynecology	4
	C.I.P./ Ophthalmology	1
	C.I.P./ Orthopedic Surgery	5
	C.I.P./ Otolaryngology- Head & Neck Surgery	1
	C.I.P./ Physical Med & Rehabilitation	1
	C.I.P./ Plastic Surgery	4
	C.I.P./ Psychiatry	2
	C.I.P./ Radiation Oncology	5
	C.I.P./ Respirology	1
	C.I.P./ Rheumatology	1
	C.I.P./ Urology	4
	C.I.P./ Vascular Surgery	5
	C.I.P./ Adult Neurology	1

PART 1

Reports on the Complement of Postgraduate Medical Trainees in Ontario

**POINT CENSUS
November 1, 2017**

PART 1

INTRODUCTION TO ONTARIO POSTGRADUATE MEDICAL TRAINEE POINT CENSUS STATISTICS

The data presented in this section details the postgraduate medical trainee complement in Ontario as of the annual census date of November 1.

Only those trainees physically present in a training program on November 1 are counted. Trainees on any kind of leave (e.g. maternity or parental leave, sick leave, leave of absence, etc.) on November 1 are excluded from the count.

Table 1.00 Postgraduate Medical Trainees in Ontario by Level of Training, Pool, University and Source of Funding

Training Level	Pool	McMaster			NOSM			Ottawa			Queen's			Toronto			Western			All Universities		Grand Total
		CEB [1]	Not CEB [2]	Total	CEB	Not CEB	Total	CEB	Not CEB	Total	CEB	Not CEB	Total	CEB	Not CEB	Total	CEB	Not CEB	Total	CEB	Not CEB	Total
PGY - 1	A	185	1	186	47	3	50	158	1	159	104	7	111	342	0	342	145	1	146	981	13	994
	B	33	0	33	10	0	10	38	0	38	21	0	21	72	1	73	42	0	42	216	1	217
	C	0	14	14	0	0	0	0	7	7	0	6	6	0	23	23	0	6	6	0	56	56
	Total	218	15	233	57	3	60	196	8	204	125	13	138	414	24	438	187	7	194	1197	70	1267
PGY - 2	A	187	0	187	49	2	51	160	3	163	105	5	110	345	4	349	153	2	155	999	16	1015
	B	39	1	40	8	0	8	36	0	36	25	0	25	79	1	80	30	0	30	217	2	219
	C	0	14	14	0	0	0	0	3	3	0	4	4	0	18	18	0	8	8	0	47	47
	Total	226	15	241	57	2	59	196	6	202	130	9	139	424	23	447	183	10	193	1216	65	1281
PGY - 3	A	110	0	110	18	0	18	126	3	129	72	5	77	259	16	275	108	2	110	693	26	719
	B	21	2	23	8	0	8	29	1	30	11	0	11	45	6	51	25	0	25	139	9	148
	C	0	7	7	0	0	0	0	2	2	0	2	2	0	21	21	0	8	8	0	40	40
	Total	131	9	140	26	0	26	155	6	161	83	7	90	304	43	347	133	10	143	832	75	907
PGY - 4	A	89	1	90	9	0	9	95	0	95	52	0	52	212	25	237	88	1	89	545	27	572
	B	30	0	30	4	0	4	32	0	32	12	0	12	46	2	48	15	0	15	139	2	141
	C	0	11	11	0	0	0	0	6	6	0	2	2	0	14	14	0	6	6	0	39	39
	Total	119	12	131	13	0	13	127	6	133	64	2	66	258	41	299	103	7	110	684	68	752
PGY - 5	A	90	0	90	7	0	7	101	0	101	48	0	48	218	19	237	84	1	85	548	20	568
	B	26	0	26	1	0	1	22	0	22	13	0	13	43	2	45	21	0	21	126	2	128
	C	0	3	3	0	0	0	0	2	2	0	0	0	0	14	14	0	8	8	0	27	27
	Total	116	3	119	8	0	8	123	2	125	61	0	61	261	35	296	105	9	114	674	49	723
PGY - 6	A	12	0	12	0	0	0	21	4	25	2	0	2	46	5	51	13	1	14	94	10	104
	B	8	0	8	0	0	0	0	0	0	0	0	0	8	1	9	5	0	5	21	1	22
	C	0	5	5	0	0	0	0	2	2	0	0	0	0	2	2	0	2	2	0	11	11
	Total	20	5	25	0	0	0	21	6	27	2	0	2	54	8	62	18	3	21	115	22	137
PGY - 7	A	3	0	3	0	0	0	8	3	11	0	0	0	25	2	27	3	0	3	39	5	44
	B	0	0	0	0	0	0	1	0	1	0	0	0	4	0	4	1	0	1	6	0	6
	C	0	1	1	0	0	0	0	1	1	0	0	0	0	1	1	0	0	0	0	3	3
	Total	3	1	4	0	0	0	9	4	13	0	0	0	29	3	32	4	0	4	45	8	53
PGY - 8	A	1	0	1	0	0	0	0	0	0	0	0	0	2	0	2	0	0	0	3	0	3
	B	1	0	1	0	0	0	0	0	0	0	0	0	2	0	2	0	0	0	3	0	3
	C	0	0	0	0	0	0	1	0	1	0	0	0	0	0	0	0	0	0	1	0	1
	Total	0	0	0	0	0	0	1	0	1	0	0	0	0	0	0	0	0	0	1	0	1
Fellows	D	0	68	68	0	0	0	0	65	65	0	16	16	0	482	482	0	57	57	0	688	688
	E	0	128	128	0	0	0	0	108	108	0	26	26	0	737	737	0	89	89	0	1088	1088
	Total	0	196	196	0	0	0	0	173	173	0	42	42	0	1219	1219	0	146	146	0	1776	1776
All Trainees	A	677	2	679	130	5	135	670	14	684	383	17	400	1449	71	1520	594	8	602	3903	117	4020
	B	157	3	160	31	0	31	158	1	159	82	0	82	297	13	310	139	0	139	864	17	881
	C	0	55	55	0	0	0	0	23	23	0	14	14	0	93	93	0	38	38	0	223	223
	D	0	68	68	0	0	0	0	65	65	0	16	16	0	482	482	0	57	57	0	688	688
	E	0	128	128	0	0	0	0	108	108	0	26	26	0	737	737	0	89	89	0	1088	1088
Grand Total	834	256	1090	161	5	166	828	211	1039	465	73	538	1746	1396	3142	733	192	925	4767	2133	6900	

[1] CEB = Trainees Funded by the Clinical Education Budget

[2] Not CEB = Trainees Not Funded by the Clinical Education Budget



SOURCE: Ontario Postgraduate Registry, November 2017
 Ontario Physician Human Resources Data Centre
 Prepared December 2017

Note: Re-entry, Repatriation and International Medical Graduate (IMG) trainees are included in these tables - see Part 3 for details

Table 1.01 Postgraduate Medical Trainees in ONTARIO by Program, Pool and Level of Training - All Funding Groups

ONTARIO	POOL A									TOTAL	POOL B							TOTAL
	PGY-1	PGY-2	PGY-3	PGY-4	PGY-5	PGY-6	PGY-7	PGY-8	PGY-9		PGY-1	PGY-2	PGY-3	PGY-4	PGY-5	PGY-6	PGY-7	
	Family Medicine	439	446	81	1	2	0	0	0		0	969	90	79	7	1	0	
F.M./ Emergency Medicine	0	0	39	0	0	0	0	0	0	39	0	0	4	0	0	0	0	4
Family Medicine Total	439	446	120	1	2	0	0	0	0	1008	90	79	11	1	0	0	0	181
Anesthesiology	39	41	44	37	46	1	2	0	0	210	8	8	6	6	8	1	0	37
Clinical Pharmacology & Toxicology	0	0	0	0	3	0	0	0	0	3	0	0	0	0	1	0	0	1
Critical Care Medicine	0	0	0	8	12	4	9	2	0	35	0	0	0	1	2	0	1	4
Diagnostic Radiology	21	23	25	22	30	0	0	0	0	121	4	8	7	8	4	0	0	31
Emergency Medicine	27	29	28	25	31	1	0	0	0	141	6	6	7	6	4	0	0	29
Medical Genetics	2	1	2	2	1	0	0	0	0	8	1	2	1	0	2	0	0	6
Neuroradiology	0	0	0	0	0	3	2	0	0	5	0	0	0	0	0	0	0	0
Nuclear Medicine	0	1	0	0	1	0	2	0	0	4	1	0	0	0	2	0	0	3
Pain Medicine	0	0	0	0	0	2	1	0	0	3	0	0	0	0	0	3	0	3
Physical Medicine & Rehab.	10	8	10	9	11	0	0	0	0	48	1	3	1	2	4	0	0	11
Psychiatry	59	61	63	53	44	15	0	0	0	295	16	19	15	17	15	6	0	88
Public Health & Preventive Medicine	6	9	9	5	9	0	0	0	0	38	3	1	1	1	2	0	0	8
Radiation Oncology	9	11	9	9	8	2	0	0	0	48	1	2	0	1	4	0	0	8
Transfusion Medicine	0	0	0	0	0	0	0	0	0	0	0	0	0	0	0	0	0	0
Other Specialty Total	173	184	190	170	196	28	16	2	0	959	41	49	38	42	48	10	1	229
Internal Medicine	148	149	142	18	0	0	0	0	0	457	35	32	38	15	0	0	0	120
Cardiology	0	0	0	18	13	19	1	0	0	51	0	0	0	2	5	6	0	13
Clinical Immunology & Allergy	0	0	0	4	7	0	0	0	0	11	0	0	0	0	0	0	0	0
Dermatology	8	7	9	10	7	0	0	0	0	41	1	2	0	1	1	0	0	5
Endocrinology & Metabolism	0	0	0	8	7	0	0	0	0	15	0	0	0	1	2	0	0	3
Gastroenterology	0	0	0	11	12	0	0	0	0	23	0	0	0	3	2	0	0	5
General Internal Medicine	0	0	0	17	22	0	0	0	0	39	0	0	0	3	2	0	0	5
Geriatric Medicine	0	0	0	11	6	0	0	0	0	17	0	0	0	1	3	0	0	4
Hematology	0	0	0	10	12	0	0	0	0	22	0	0	0	2	1	0	0	3
Infectious Diseases	0	0	0	5	10	0	0	0	0	15	0	0	0	0	1	0	0	1
Medical Oncology	0	0	0	11	9	0	0	0	0	20	0	0	0	1	7	0	0	8
Nephrology	0	0	0	9	10	0	0	0	0	19	0	0	0	1	3	0	0	4
Neurology	14	13	15	15	14	0	0	0	0	71	6	6	6	6	7	0	0	31
Occupational Medicine	0	0	0	0	1	0	0	0	0	1	0	0	0	0	0	1	0	1
Respirology	0	0	0	12	11	0	0	0	0	23	0	0	0	1	4	1	0	6
Rheumatology	0	0	0	9	11	0	0	0	0	20	0	0	0	4	3	0	0	7
Internal Medicine Total	170	169	166	168	152	19	1	0	0	845	42	40	44	41	41	8	0	216
Pediatrics	47	50	48	31	1	0	0	0	0	177	14	16	16	7	0	0	0	53
Adolescent Medicine	0	0	0	3	1	0	0	0	0	4	0	0	0	0	1	0	0	1
Cardiology - Pediatric	0	0	0	0	2	1	1	0	0	4	0	0	0	0	1	0	0	1
Clinical Immunology & Allergy - Pediatric	0	0	0	1	4	0	0	0	0	5	0	0	0	3	0	0	0	3
Clinical Pharmacology & Toxicology - Pediatric	0	0	0	0	0	0	0	0	0	0	0	0	0	0	0	0	0	0
Critical Care Medicine - Pediatric	0	0	0	1	2	4	0	0	0	7	0	0	0	0	0	0	0	0
Developmental Pediatrics	0	0	0	0	3	0	0	0	0	3	0	0	0	1	1	0	0	2
Emergency Medicine - Pediatric	0	0	0	6	7	0	0	0	0	13	0	0	0	0	4	0	0	4
Endocrinology & Metabolism - Pediatric	0	0	0	1	5	1	0	0	0	7	0	0	0	1	0	0	0	1
Gastroenterology - Pediatric	0	0	0	0	1	0	0	0	0	1	0	0	0	0	0	0	0	0
Hematology / Oncology - Pediatric	0	0	0	2	3	5	0	0	0	10	0	0	0	2	0	1	0	3
Infectious Diseases - Pediatric	0	0	0	2	1	0	0	0	0	3	0	0	0	0	0	0	0	0
Neonatal-Perinatal Medicine	0	0	0	1	5	1	0	0	0	7	0	0	0	2	1	0	0	3
Nephrology - Pediatric	0	0	0	1	2	0	0	0	0	3	0	0	0	1	0	0	0	1
Neurology - Pediatric	4	1	3	2	0	0	0	0	0	10	1	2	1	2	1	0	0	7
Radiology - Pediatric	0	0	0	0	0	0	0	0	0	0	0	0	0	0	0	0	0	0
Respirology - Pediatric	0	0	0	1	1	0	0	0	0	2	0	0	0	0	1	0	0	1
Rheumatology - Pediatric	0	0	0	2	1	0	0	0	0	3	0	0	0	0	0	0	0	0
Pediatrics Total	51	51	51	54	39	12	1	0	0	259	15	18	17	19	10	1	0	80
General Surgery	33	36	31	28	42	2	1	0	0	173	4	7	3	5	3	0	0	22
Cardiac Surgery	3	3	4	3	3	2	0	0	0	18	0	0	1	2	0	0	0	3
Colorectal Surgery	0	0	0	0	0	3	4	0	0	7	0	0	0	0	0	0	0	0
General Surgical Oncology	0	0	0	0	0	4	1	1	0	6	0	0	0	0	0	0	2	2
Gynecological Oncology	0	0	0	0	0	1	2	0	0	3	0	0	0	0	0	1	0	1
Gyn Reprod Endocrinology & Infertility	0	0	0	0	0	5	5	0	0	10	0	0	0	0	0	0	1	1
Maternal Fetal Medicine	0	0	0	0	0	6	5	0	0	11	0	0	0	0	0	1	1	2
Neurosurgery	6	6	8	5	5	5	1	0	1	37	1	0	1	3	1	0	0	6
Obstetrics & Gynecology	30	28	32	36	24	0	0	0	0	150	6	4	4	4	2	0	0	20
Ophthalmology	11	12	13	15	13	0	0	0	0	64	2	3	1	0	1	0	0	7
Orthopedic Surgery	23	21	19	21	23	0	0	0	0	107	5	6	6	9	5	0	0	31
Otolaryngology - Head & Neck Surgery	11	12	12	11	11	0	0	0	0	57	0	1	0	0	1	0	0	2
Pediatric General Surgery	0	0	0	0	3	1	0	0	0	4	0	0	0	0	0	0	0	0
Plastic Surgery	11	11	12	11	9	0	0	0	0	54	0	0	0	0	1	0	0	1
Thoracic Surgery	0	0	0	0	0	5	2	0	0	7	0	0	0	0	0	0	1	1
Urology	14	14	13	15	11	0	0	0	0	67	1	2	1	1	0	0	0	5
Vascular Surgery	4	6	4	4	7	2	0	0	0	27	0	0	0	1	2	0	0	3
Surgery Total	146	149	148	149	148	38	22	1	1	802	19	23	17	25	16	2	5	107
General Pathology	1	0	0	0	0	0	0	0	0	1	2	3	1	3	1	0	0	10
Anatomical Pathology	11	8	12	5	12	0	0	0	0	48	4	5	9	5	7	0	0	30
Forensic Pathology	0	0	0	0	0	1	0	0	0	1	0	0	0	0	1	0	0	1
Hematological Pathology	0	0	0	1	0	0	0	0	0	1	2	1	2	1	0	0	0	6
Medical Biochemistry	1	0	0	0	0	0	0	0	0	1	0	0	1	0	1	0	0	2
Medical Microbiology	1	1	1	0	1	0	0	0	0	4	1	1	1	2	0	0	0	5
Neuropathology	1	0	0	2	0	0	0	0	0	3	1	0	0	0	0	0	0	1
Laboratory Medicine Total	15	9	13	8	1													

Table 1.01 Postgraduate Medical Trainees in ONTARIO by Program, Pool and Level of Training - All Funding Groups

ONTARIO	POOL C							TOTAL	POOL D		POOL E		TOTALS			
	PGY-1	PGY-2	PGY-3	PGY-4	PGY-5	PGY-6	PGY-7		FELLOW	TOTAL	FELLOW	TOTAL	PGY-1 only	All PGYs	All Fellows	GRAND TOTAL
Family Medicine	1	2	4	0	0	0	0	7	12	12	1	1	530	1153	13	1166
F.M./ Emergency Medicine	0	0	0	0	0	0	0	0	0	0	0	0	0	43	0	43
Family Medicine Total	1	2	4	0	0	0	0	7	12	12	1	1	530	1196	13	1209
Anesthesiology	3	3	2	2	1	0	0	11	64	64	75	75	50	258	139	397
Clinical Pharmacology & Toxicology	0	0	0	1	0	1	0	2	1	1	0	0	0	6	1	7
Critical Care Medicine	0	0	0	1	0	0	0	1	8	8	45	45	0	40	53	93
Diagnostic Radiology	3	0	1	0	1	0	0	5	45	45	52	52	28	157	97	254
Emergency Medicine	2	1	1	1	0	0	0	5	5	5	5	5	35	175	10	185
Medical Genetics	0	0	0	1	0	0	0	1	2	2	7	7	3	15	9	24
Neuroradiology	0	0	0	0	0	0	0	0	2	2	13	13	0	5	15	20
Nuclear Medicine	1	0	0	2	0	0	0	3	1	1	7	7	2	10	8	18
Pain Medicine	0	0	0	0	0	0	0	0	0	0	0	0	0	6	0	6
Physical Medicine & Rehab.	0	1	0	0	0	0	0	1	4	4	3	3	11	60	7	67
Psychiatry	2	2	2	0	1	1	0	8	18	18	41	41	77	391	59	450
Public Health & Preventive Medicine	0	0	0	0	0	0	0	0	0	0	0	0	9	46	0	46
Radiation Oncology	2	3	0	2	3	0	0	10	10	10	15	15	12	66	25	91
Radiation Oncology	0	0	0	0	0	0	0	0	1	1	0	0	0	0	1	1
Other Specialty Total	13	10	6	10	6	2	0	47	161	161	263	263	227	1235	424	1659
Internal Medicine	16	18	15	1	0	0	0	50	0	0	1	1	199	627	1	628
Cardiology	0	0	0	5	2	2	0	9	42	42	62	62	0	73	104	177
Clinical Immunology & Allergy	0	0	0	0	0	0	0	0	1	1	0	0	0	11	1	12
Dermatology	0	0	0	0	0	0	0	0	8	8	11	11	9	46	19	65
Endocrinology & Metabolism	0	0	0	0	2	0	0	2	5	5	9	9	0	20	14	34
Gastroenterology	0	0	0	5	3	0	0	8	20	20	32	32	0	36	52	88
General Internal Medicine	0	0	0	0	0	1	0	1	15	15	4	4	0	45	19	64
Geriatric Medicine	0	0	0	0	0	0	0	0	0	0	2	2	0	21	2	23
Hematology	0	0	0	1	1	0	0	2	19	19	35	35	0	27	54	81
Infectious Diseases	0	0	0	0	0	0	0	0	4	4	19	19	0	16	23	39
Medical Oncology	0	0	0	2	2	0	0	4	20	20	29	29	0	32	49	81
Nephrology	0	0	0	0	2	0	0	2	15	15	40	40	0	25	55	80
Neurology	0	0	0	0	0	0	0	0	28	28	40	40	20	102	68	170
Occupational Medicine	0	0	0	0	0	0	0	0	0	0	1	1	0	2	1	3
Respirology	0	0	0	3	1	0	0	4	16	16	18	18	0	33	34	67
Rheumatology	0	0	0	2	0	0	0	2	7	7	15	15	0	29	22	51
Internal Medicine Total	16	18	15	19	13	3	0	84	200	200	318	318	228	1145	518	1663
Pediatrics	6	4	2	0	0	0	0	12	13	13	18	18	67	242	31	273
Adolescent Medicine	0	0	0	0	0	0	0	0	0	0	1	1	0	5	1	6
Cardiology - Pediatric	0	0	0	0	0	0	0	0	4	4	19	19	0	5	23	28
Clinical Immunology & Allergy - Pediatric	0	0	0	0	0	0	0	0	1	1	2	2	0	8	3	11
Clinical Pharmacology & Toxicology - Pediatric	0	0	0	0	0	0	0	0	1	1	0	0	0	0	1	1
Critical Care Medicine - Pediatric	0	0	0	0	0	0	0	0	3	3	23	23	0	7	26	33
Developmental Pediatrics	0	0	0	0	0	0	0	0	1	1	1	1	0	5	2	7
Emergency Medicine - Pediatric	0	0	0	0	0	1	0	1	5	5	8	8	0	18	13	31
Endocrinology & Metabolism - Pediatric	0	0	0	0	0	0	0	0	1	1	5	5	0	8	6	14
Gastroenterology - Pediatric	0	0	0	0	0	0	0	0	4	4	11	11	0	1	15	16
Hematology / Oncology - Pediatric	0	0	0	0	1	0	0	1	7	7	27	27	0	14	34	48
Infectious Diseases - Pediatric	0	0	0	0	1	0	0	1	3	3	6	6	0	4	9	13
Neonatal-Perinatal Medicine	0	0	0	1	0	0	0	1	19	19	48	48	0	11	67	78
Nephrology - Pediatric	0	0	0	0	0	0	0	0	1	1	8	8	0	4	9	13
Neurology - Pediatric	1	1	2	0	0	0	0	4	4	4	14	14	6	21	18	39
Radiology - Pediatric	0	0	0	0	0	0	0	0	5	5	19	19	0	0	24	24
Respirology - Pediatric	0	0	0	0	0	0	0	0	3	3	6	6	0	3	9	12
Rheumatology - Pediatric	0	0	0	0	0	0	0	0	1	1	3	3	0	3	4	7
Pediatrics Total	7	5	4	1	2	1	0	20	76	76	219	219	73	359	295	654
General Surgery	3	1	2	1	0	0	0	7	30	30	17	17	40	202	47	249
Cardiac Surgery	0	3	2	2	1	3	0	11	7	7	20	20	3	32	27	59
Colorectal Surgery	0	0	0	0	0	0	0	0	0	0	1	1	0	7	1	8
General Surgical Oncology	0	0	0	0	0	0	0	0	1	1	0	0	0	8	1	9
Gynecologic Oncology	0	0	0	0	0	0	0	0	3	3	2	2	0	4	5	9
Gyn Reprod Endocrinology & Infertility	0	0	0	0	0	0	0	0	0	0	1	1	0	11	1	12
Maternal Fetal Medicine	0	0	0	0	0	0	0	2	4	4	13	13	0	15	17	32
Neurosurgery	2	1	3	3	1	2	0	12	8	8	27	27	9	55	35	90
Obstetrics & Gynecology	1	0	1	0	0	0	0	2	25	25	16	16	37	172	41	213
Ophthalmology	2	1	1	2	1	0	0	7	16	16	27	27	15	78	43	121
Orthopedic Surgery	5	2	1	0	0	0	0	8	65	65	54	54	33	146	119	265
Otolaryngology - Head & Neck Surgery	2	0	0	0	0	0	0	2	12	12	12	12	13	61	24	85
Pediatric General Surgery	0	0	0	0	0	0	1	1	1	1	4	4	0	5	5	10
Plastic Surgery	1	3	0	0	0	0	0	4	8	8	9	9	12	59	17	76
Thoracic Surgery	0	0	0	0	0	0	0	0	1	1	28	28	0	8	29	37
Urology	0	0	0	0	0	0	0	0	17	17	21	21	15	72	38	110
Vascular Surgery	2	1	0	1	1	0	0	5	1	1	3	3	6	35	4	39
Surgery Total	18	12	10	9	4	5	3	61	199	199	255	255	183	970	454	1424
General Pathology	0	0	0	0	0	0	0	0	0	0	0	0	3	11	0	11
Anatomical Pathology	0	0	0	0	0	0	0	0	13	13	17	17	15	78	30	108
Forensic Pathology	0	0	0	0	0	0	0	0	0	0	1	1	0	2	1	3
Hematological Pathology	1	0	0	0	0	0	0	1	1	1	1	1	3	8	2	10
Medical Biochemistry	0	0	0	0	0	0	0	0	0	0	0	0	1	3	0	3
Medical Microbiology	0	0	0	0	0	0	0	0	0	0	2	2	2	9	2	11
Neuropathology	0	0	1	0	1	0	0	2	0	0	2	2	2	6	2	8
Laboratory Medicine Total	1	0	1	0	1	0	0	3	14	14	23	23	26	117	37	154
Areas of Focused Competence	0	0	0	0	0	0	0	0	15	15	9	9	0	0	24	24
Clinician Investigator	0	0	0	0	1	0	0	1	10	10	0	0	0	94	10	104
Palliative Medicine	0	0	0	0	0	0	0	0	1	1	0	0	0	8	1	9
Special Program Total	0	0	0	0	1	0	0	1	26	26	9	9	0	102	35	137
Grand Total	56	47	40	39	27	11	3	223	688	688	1088	1088	1267	5124	1776	6900

SOURCE: Ontario Postgraduate Registry, November 2011;
Ontario Physician Human Resources Data Center
Prepared December 2017

Note: Re-entry, Repatriation and International Medical Graduate (IMG) trainees are included in these tables - see Part 3 for det:

Table 1.02 Postgraduate Medical Trainees in ONTARIO by Program, Pool and Level of Training - Funded by CEB

ONTARIO	POOL A									TOTAL
	PGY-1	PGY-2	PGY-3	PGY-4	PGY-5	PGY-6	PGY-7	PGY-8	PGY-9	
	Family Medicine	426	439	76	1	2	0	0	0	
F.M./ Emergency Medicine	0	0	35	0	0	0	0	0	0	35
Family Medicine Total	426	439	111	1	2	0	0	0	0	979
Anesthesiology	39	39	43	37	46	1	2	0	0	207
Clinical Pharmacology & Toxicology	0	0	0	0	3	0	0	0	0	3
Critical Care Medicine	0	0	0	8	12	4	8	2	0	34
Diagnostic Radiology	21	23	25	22	30	0	0	0	0	121
Emergency Medicine	27	29	28	25	31	1	0	0	0	141
Medical Genetics	2	1	2	2	1	0	0	0	0	8
Neuroradiology	0	0	0	0	0	3	2	0	0	5
Nuclear Medicine	0	1	0	0	1	0	2	0	0	4
Pain Medicine	0	0	0	0	0	2	1	0	0	3
Physical Medicine & Rehab.	10	8	10	9	11	0	0	0	0	48
Psychiatry	59	60	63	53	44	14	0	0	0	293
Public Health & Preventive Medicine	6	9	9	5	8	0	0	0	0	37
Radiation Oncology	9	11	9	9	8	2	0	0	0	48
Other Specialty Total	173	181	189	170	195	27	15	2	0	952
Internal Medicine	148	149	141	13	0	0	0	0	0	451
Cardiology	0	0	0	18	13	19	1	0	0	51
Clinical Immunology & Allergy	0	0	0	4	7	0	0	0	0	11
Dermatology	8	7	9	10	7	0	0	0	0	41
Endocrinology & Metabolism	0	0	0	8	7	0	0	0	0	15
Gastroenterology	0	0	0	11	12	0	0	0	0	23
General Internal Medicine	0	0	0	17	22	0	0	0	0	39
Geriatric Medicine	0	0	0	10	6	0	0	0	0	16
Hematology	0	0	0	10	12	0	0	0	0	22
Infectious Diseases	0	0	0	5	9	0	0	0	0	14
Medical Oncology	0	0	0	11	9	0	0	0	0	20
Nephrology	0	0	0	9	10	0	0	0	0	19
Neurology	14	13	15	15	14	0	0	0	0	71
Occupational Medicine	0	0	0	0	1	0	0	0	0	1
Respirology	0	0	0	12	11	0	0	0	0	23
Rheumatology	0	0	0	9	11	0	0	0	0	20
Internal Medicine Total	170	169	165	162	151	19	1	0	0	837
Pediatrics	47	50	48	31	1	0	0	0	0	177
Adolescent Medicine	0	0	0	2	1	0	0	0	0	3
Cardiology - Pediatric	0	0	0	0	0	0	0	0	0	0
Clinical Immunology & Allergy - Pediatric	0	0	0	1	4	0	0	0	0	5
Critical Care Medicine - Pediatric	0	0	0	1	2	3	0	0	0	6
Developmental Pediatrics	0	0	0	0	1	0	0	0	0	1
Emergency Medicine - Pediatric	0	0	0	5	5	0	0	0	0	10
Endocrinology & Metabolism - Pediatric	0	0	0	1	5	0	0	0	0	6
Gastroenterology - Pediatric	0	0	0	0	1	0	0	0	0	1
Hematology / Oncology - Pediatric	0	0	0	1	2	4	0	0	0	7
Infectious Diseases - Pediatric	0	0	0	2	1	0	0	0	0	3
Neonatal-Perinatal Medicine	0	0	0	0	3	0	0	0	0	3
Nephrology - Pediatric	0	0	0	1	1	0	0	0	0	2
Neurology - Pediatric	4	1	3	2	0	0	0	0	0	10
Respirology - Pediatric	0	0	0	1	1	0	0	0	0	2
Rheumatology - Pediatric	0	0	0	2	1	0	0	0	0	3
Pediatrics Total	51	51	51	50	29	7	0	0	0	239
General Surgery	33	36	31	27	42	2	1	0	0	172
Cardiac Surgery	3	3	4	3	3	2	0	0	0	18
Colorectal Surgery	0	0	0	0	0	3	4	0	0	7
General Surgical Oncology	0	0	0	0	0	4	1	1	0	6
Gynecologic Oncology	0	0	0	0	0	1	2	0	0	3
Gyn Reprod Endocrinology & Infertility	0	0	0	0	0	4	5	0	0	9
Maternal Fetal Medicine	0	0	0	0	0	6	5	0	0	11
Neurosurgery	6	6	8	2	5	5	1	0	1	34
Obstetrics & Gynecology	30	28	32	36	24	0	0	0	0	150
Ophthalmology	11	12	13	15	13	0	0	0	0	64
Orthopedic Surgery	23	20	19	21	23	0	0	0	0	106
Otolaryngology - Head & Neck Surgery	11	11	12	11	11	0	0	0	0	56
Pediatric General Surgery	0	0	0	0	0	3	1	0	0	4
Plastic Surgery	11	11	11	11	9	0	0	0	0	53
Thoracic Surgery	0	0	0	0	0	5	2	0	0	7
Urology	14	14	13	14	11	0	0	0	0	66
Vascular Surgery	4	6	4	4	7	1	0	0	0	26
Surgery Total	146	147	147	144	148	36	22	1	1	792
General Pathology	1	0	0	0	0	0	0	0	0	1
Anatomical Pathology	11	8	12	5	12	0	0	0	0	48
Forensic Pathology	0	0	0	0	0	1	0	0	0	1
Hematological Pathology	0	0	0	1	0	0	0	0	0	1
Medical Biochemistry	1	0	0	0	0	0	0	0	0	1
Medical Microbiology	1	1	1	0	1	0	0	0	0	4
Neuropathology	1	0	0	2	0	0	0	0	0	3
Laboratory Medicine Total	15	9	13	8	13	1	0	0	0	59
Clinician Investigator	0	3	13	10	10	4	1	0	0	41
Palliative Medicine	0	0	4	0	0	0	0	0	0	4
Special Program Total	0	3	17	10	10	4	1	0	0	45
Grand Total	981	999	693	545	548	94	39	3	1	3903

SOURCE: Ontario Postgraduate Registry, November 2017
 Ontario Physician Human Resources Data Centre
 Prepared December 2017

Note: Re-entry, Repatriation and International Medical Graduate (IMG) trainees are included in these tables - see Part 3 for details

Table 1.02 Postgraduate Medical Trainees in ONTARIO by Program, Pool and Level of Training - Funded by CEB

ONTARIO	POOL B							TOTAL	TOTALS		
	PGY-1	PGY-2	PGY-3	PGY-4	PGY-5	PGY-6	PGY-7		PGY-1 only	All PGYs	GRAND TOTAL
	Family Medicine	90	79	6	1	0	0		0	176	516
F.M./ Emergency Medicine	0	0	4	0	0	0	0	4	0	39	39
Family Medicine Total	90	79	10	1	0	0	0	180	516	1159	1159
Anesthesiology	8	8	6	6	8	1	0	37	47	244	244
Clinical Pharmacology & Toxicology	0	0	0	0	1	0	0	1	0	4	4
Critical Care Medicine	0	0	0	1	2	0	1	4	0	38	38
Diagnostic Radiology	4	8	7	8	4	0	0	31	25	152	152
Emergency Medicine	6	6	7	6	4	0	0	29	33	170	170
Medical Genetics	1	1	1	0	2	0	0	5	3	13	13
Neuroradiology	0	0	0	0	0	0	0	0	0	5	5
Nuclear Medicine	1	0	0	0	2	0	0	3	1	7	7
Pain Medicine	0	0	0	0	0	3	0	3	0	6	6
Physical Medicine & Rehab.	1	3	1	2	4	0	0	11	11	59	59
Psychiatry	16	19	15	17	15	5	0	87	75	380	380
Public Health & Preventive Medicine	3	1	1	1	2	0	0	8	9	45	45
Radiation Oncology	1	2	0	1	4	0	0	8	10	56	56
Other Specialty Total	41	48	38	42	48	9	1	227	214	1179	1179
Internal Medicine	34	32	38	14	0	0	0	118	182	569	569
Cardiology	0	0	0	2	5	6	0	13	0	64	64
Clinical Immunology & Allergy	0	0	0	0	0	0	0	0	0	11	11
Dermatology	1	2	0	1	1	0	0	5	9	46	46
Endocrinology & Metabolism	0	0	0	1	2	0	0	3	0	18	18
Gastroenterology	0	0	0	3	2	0	0	5	0	28	28
General Internal Medicine	0	0	0	3	2	0	0	5	0	44	44
Geriatric Medicine	0	0	0	1	3	0	0	4	0	20	20
Hematology	0	0	0	2	1	0	0	3	0	25	25
Infectious Diseases	0	0	0	0	1	0	0	1	0	15	15
Medical Oncology	0	0	0	1	7	0	0	8	0	28	28
Nephrology	0	0	0	1	3	0	0	4	0	23	23
Neurology	6	6	6	6	7	0	0	31	20	102	102
Occupational Medicine	0	0	0	0	0	1	0	1	0	2	2
Respirology	0	0	0	1	4	1	0	6	0	29	29
Rheumatology	0	0	0	4	3	0	0	7	0	27	27
Internal Medicine Total	41	40	44	40	41	8	0	214	211	1051	1051
Pediatrics	14	15	16	7	0	0	0	52	61	229	229
Adolescent Medicine	0	0	0	0	1	0	0	1	0	4	4
Cardiology - Pediatric	0	0	0	0	1	0	0	1	0	1	1
Clinical Immunology & Allergy - Pediatric	0	0	0	3	0	0	0	3	0	8	8
Critical Care Medicine - Pediatric	0	0	0	0	0	0	0	0	0	6	6
Developmental Pediatrics	0	0	0	1	1	0	0	2	0	3	3
Emergency Medicine - Pediatric	0	0	0	0	4	0	0	4	0	14	14
Endocrinology & Metabolism - Pediatric	0	0	0	1	0	0	0	1	0	7	7
Gastroenterology - Pediatric	0	0	0	0	0	0	0	0	0	1	1
Hematology / Oncology - Pediatric	0	0	0	2	0	1	0	3	0	10	10
Infectious Diseases - Pediatric	0	0	0	0	0	0	0	0	0	3	3
Neonatal-Perinatal Medicine	0	0	0	2	0	0	0	2	0	5	5
Nephrology - Pediatric	0	0	0	1	0	0	0	1	0	3	3
Neurology - Pediatric	1	2	1	2	1	0	0	7	5	17	17
Respirology - Pediatric	0	0	0	0	0	0	0	0	0	2	2
Rheumatology - Pediatric	0	0	0	0	0	0	0	0	0	3	3
Pediatrics Total	15	17	17	19	8	1	0	77	66	316	316
General Surgery	4	7	3	5	3	0	0	22	37	194	194
Cardiac Surgery	0	0	1	2	0	0	0	3	3	21	21
Colorectal Surgery	0	0	0	0	0	0	0	0	0	7	7
General Surgical Oncology	0	0	0	0	0	0	2	2	0	8	8
Gynecologic Oncology	0	0	0	0	0	1	0	1	0	4	4
Gyn Reprod Endocrinology & Infertility	0	0	0	0	0	0	1	1	0	10	10
Maternal Fetal Medicine	0	0	0	0	0	1	1	2	0	13	13
Neurosurgery	1	0	0	3	1	0	0	5	7	39	39
Obstetrics & Gynecology	6	4	3	4	2	0	0	19	36	169	169
Ophthalmology	2	3	1	0	1	0	0	7	13	71	71
Orthopedic Surgery	5	6	6	9	5	0	0	31	28	137	137
Otolaryngology - Head & Neck Surgery	0	1	0	0	1	0	0	2	11	58	58
Pediatric General Surgery	0	0	0	0	0	0	0	0	0	4	4
Plastic Surgery	0	0	0	0	1	0	0	1	11	54	54
Thoracic Surgery	0	0	0	0	0	0	1	1	0	8	8
Urology	1	2	1	1	0	0	0	5	15	71	71
Vascular Surgery	0	0	0	1	2	0	0	3	4	29	29
Surgery Total	19	23	15	25	16	2	5	105	165	897	897
General Pathology	2	3	1	3	1	0	0	10	3	11	11
Anatomical Pathology	4	5	9	5	7	0	0	30	15	78	78
Forensic Pathology	0	0	0	0	0	1	0	1	0	2	2
Hematological Pathology	2	1	2	1	0	0	0	6	2	7	7
Medical Biochemistry	0	0	1	0	1	0	0	2	1	3	3
Medical Microbiology	1	1	1	2	0	0	0	5	2	9	9
Neuropathology	1	0	0	0	0	0	0	1	2	4	4
Laboratory Medicine Total	10	10	14	11	9	1	0	55	25	114	114
Clinician Investigator	0	0	1	0	2	0	0	3	0	44	44
Palliative Medicine	0	0	0	1	2	0	0	3	0	7	7
Special Program Total	0	0	1	1	4	0	0	6	0	51	51
Grand Total	216	217	139	139	126	21	6	864	1197	4767	4767

SOURCE: Ontario Postgraduate Registry, November 2017
 Ontario Physician Human Resources Data Centre
 Prepared December 2017

Note: Re-entry, Repatriation and International Medical Graduate (IMG) trainees are included in these tables - see Part 3 for details



**Table 1.03 Postgraduate Medical Trainees in ONTARIO by Program, Pool and Level of Training -
NOT Funded by CEB**

ONTARIO	POOL A							TOTAL	POOL B						TOTAL
	PGY-1	PGY-2	PGY-3	PGY-4	PGY-5	PGY-6	PGY-7		PGY-1	PGY-2	PGY-3	PGY-4	PGY-5	PGY-6	
Family Medicine	13	7	5	0	0	0	0	25	0	0	1	0	0	0	1
F.M./ Emergency Medicine	0	0	4	0	0	0	0	4	0	0	0	0	0	0	0
Family Medicine Total	13	7	9	0	0	0	0	29	0	0	1	0	0	0	1
Anesthesiology	0	2	1	0	0	0	0	3	0	0	0	0	0	0	0
Clinical Pharmacology & Toxicology	0	0	0	0	0	0	0	0	0	0	0	0	0	0	0
Critical Care Medicine	0	0	0	0	0	0	1	1	0	0	0	0	0	0	0
Diagnostic Radiology	0	0	0	0	0	0	0	0	0	0	0	0	0	0	0
Emergency Medicine	0	0	0	0	0	0	0	0	0	0	0	0	0	0	0
Medical Genetics	0	0	0	0	0	0	0	0	0	1	0	0	0	0	1
Neuroradiology	0	0	0	0	0	0	0	0	0	0	0	0	0	0	0
Nuclear Medicine	0	0	0	0	0	0	0	0	0	0	0	0	0	0	0
Physical Medicine & Rehab.	0	0	0	0	0	0	0	0	0	0	0	0	0	0	0
Psychiatry	0	1	0	0	0	1	0	2	0	0	0	0	0	1	1
Public Health & Preventive Medicine	0	0	0	0	1	0	0	1	0	0	0	0	0	0	0
Radiation Oncology	0	0	0	0	0	0	0	0	0	0	0	0	0	0	0
Transfusion Medicine	0	0	0	0	0	0	0	0	0	0	0	0	0	0	0
Other Specialty Total	0	3	1	0	1	1	1	7	0	1	0	0	0	1	2
Internal Medicine	0	0	1	5	0	0	0	6	1	0	0	1	0	0	2
Cardiology	0	0	0	0	0	0	0	0	0	0	0	0	0	0	0
Clinical Immunology & Allergy	0	0	0	0	0	0	0	0	0	0	0	0	0	0	0
Dermatology	0	0	0	0	0	0	0	0	0	0	0	0	0	0	0
Endocrinology & Metabolism	0	0	0	0	0	0	0	0	0	0	0	0	0	0	0
Gastroenterology	0	0	0	0	0	0	0	0	0	0	0	0	0	0	0
General Internal Medicine	0	0	0	0	0	0	0	0	0	0	0	0	0	0	0
Geriatric Medicine	0	0	0	1	0	0	0	1	0	0	0	0	0	0	0
Hematology	0	0	0	0	0	0	0	0	0	0	0	0	0	0	0
Infectious Diseases	0	0	0	0	1	0	0	1	0	0	0	0	0	0	0
Medical Oncology	0	0	0	0	0	0	0	0	0	0	0	0	0	0	0
Nephrology	0	0	0	0	0	0	0	0	0	0	0	0	0	0	0
Neurology	0	0	0	0	0	0	0	0	0	0	0	0	0	0	0
Occupational Medicine	0	0	0	0	0	0	0	0	0	0	0	0	0	0	0
Respirology	0	0	0	0	0	0	0	0	0	0	0	0	0	0	0
Rheumatology	0	0	0	0	0	0	0	0	0	0	0	0	0	0	0
Internal Medicine Total	0	0	1	6	1	0	0	8	1	0	0	1	0	0	2
Pediatrics	0	0	0	0	0	0	0	0	0	1	0	0	0	0	1
Adolescent Medicine	0	0	0	1	0	0	0	1	0	0	0	0	0	0	0
Cardiology - Pediatric	0	0	0	0	2	1	1	4	0	0	0	0	0	0	0
Clinical Immunology & Allergy - Pediatric	0	0	0	0	0	0	0	0	0	0	0	0	0	0	0
Clinical Pharmacology & Toxicology - Pediatric	0	0	0	0	0	0	0	0	0	0	0	0	0	0	0
Critical Care Medicine - Pediatric	0	0	0	0	0	1	0	1	0	0	0	0	0	0	0
Developmental Pediatrics	0	0	0	0	2	0	0	2	0	0	0	0	0	0	0
Emergency Medicine - Pediatric	0	0	0	1	2	0	0	3	0	0	0	0	0	0	0
Endocrinology & Metabolism - Pediatric	0	0	0	0	0	1	0	1	0	0	0	0	0	0	0
Gastroenterology - Pediatric	0	0	0	0	0	0	0	0	0	0	0	0	0	0	0
Hematology / Oncology - Pediatric	0	0	0	1	1	1	0	3	0	0	0	0	0	0	0
Infectious Diseases - Pediatric	0	0	0	0	0	0	0	0	0	0	0	0	0	0	0
Neonatal-Perinatal Medicine	0	0	0	1	2	1	0	4	0	0	0	0	1	0	1
Nephrology - Pediatric	0	0	0	0	1	0	0	1	0	0	0	0	0	0	0
Neurology - Pediatric	0	0	0	0	0	0	0	0	0	0	0	0	0	0	0
Radiology - Pediatric	0	0	0	0	0	0	0	0	0	0	0	0	0	0	0
Respirology - Pediatric	0	0	0	0	0	0	0	0	0	0	0	1	0	0	1
Rheumatology - Pediatric	0	0	0	0	0	0	0	0	0	0	0	0	0	0	0
Pediatrics Total	0	0	0	4	10	5	1	20	0	1	0	0	2	0	3
General Surgery	0	0	0	1	0	0	0	1	0	0	0	0	0	0	0
Cardiac Surgery	0	0	0	0	0	0	0	0	0	0	0	0	0	0	0
Colorectal Surgery	0	0	0	0	0	0	0	0	0	0	0	0	0	0	0
General Surgical Oncology	0	0	0	0	0	0	0	0	0	0	0	0	0	0	0
Gynecologic Oncology	0	0	0	0	0	0	0	0	0	0	0	0	0	0	0
Gyn Reprod Endocrinology & Infertility	0	0	0	0	0	1	0	1	0	0	0	0	0	0	0
Maternal Fetal Medicine	0	0	0	0	0	0	0	0	0	0	0	0	0	0	0
Neurosurgery	0	0	0	3	0	0	0	3	0	0	1	0	0	0	1
Obstetrics & Gynecology	0	0	0	0	0	0	0	0	0	0	1	0	0	0	1
Ophthalmology	0	0	0	0	0	0	0	0	0	0	0	0	0	0	0
Orthopedic Surgery	0	1	0	0	0	0	0	1	0	0	0	0	0	0	0
Otolaryngology - Head & Neck Surgery	0	1	0	0	0	0	0	1	0	0	0	0	0	0	0
Pediatric General Surgery	0	0	0	0	0	0	0	0	0	0	0	0	0	0	0
Plastic Surgery	0	0	1	0	0	0	0	1	0	0	0	0	0	0	0
Thoracic Surgery	0	0	0	0	0	0	0	0	0	0	0	0	0	0	0
Urology	0	0	0	1	0	0	0	1	0	0	0	0	0	0	0
Vascular Surgery	0	0	0	0	0	1	0	1	0	0	0	0	0	0	0
Surgery Total	0	2	1	5	0	2	0	10	0	0	2	0	0	0	2
Anatomical Pathology	0	0	0	0	0	0	0	0	0	0	0	0	0	0	0
Forensic Pathology	0	0	0	0	0	0	0	0	0	0	0	0	0	0	0
Hematological Pathology	0	0	0	0	0	0	0	0	0	0	0	0	0	0	0
Medical Microbiology	0	0	0	0	0	0	0	0	0	0	0	0	0	0	0
Neuropathology	0	0	0	0	0	0	0	0	0	0	0	0	0	0	0
Laboratory Medicine Total	0	0	0	0	0	0	0	0	0	0	0	0	0	0	0
Areas of Focused Competence	0	0	0	0	0	0	0	0	0	0	0	0	0	0	0
Clinician Investigator	0	4	14	12	8	2	3	43	0	0	5	1	0	0	6
Palliative Medicine	0	0	0	0	0	0	0	0	0	0	1	0	0	0	1
Special Program Total	0	4	14	12	8	2	3	43	0	0	6	1	0	0	7
Grand Total	13	16	26	27	20	10	5	117	1	2	9	2	2	1	17

SOURCE: Ontario Postgraduate Registry, November 2017
Ontario Physician Human Resources Data Centre
Prepared December 2017

Note: Re-entry, Repatriation and International Medical Graduate (IMG) trainees are included in these tables - see Part 3 for details

Table 1.03 Postgraduate Medical Trainees in ONTARIO by Program, Pool and Level of Training - NOT Funded by CEB

ONTARIO	POOL C								TOTAL	POOL D		POOL E		TOTALS			
	PGY-1	PGY-2	PGY-3	PGY-4	PGY-5	PGY-6	PGY-7	FELLOW		TOTAL	FELLOW	TOTAL	PGY-1 only	All PGYs	All Fellows	GRAND TOTAL	
	Family Medicine	1	2	4	0	0	0	0		7	12	12	1	1	14	33	13
F.M./ Emergency Medicine	0	0	0	0	0	0	0	0	0	0	0	0	0	4	0	4	
Family Medicine Total	1	2	4	0	0	0	0	7	12	12	1	1	14	37	13	50	
Anesthesiology	3	3	2	2	1	0	0	11	64	64	75	75	3	14	139	153	
Clinical Pharmacology & Toxicology	0	0	0	1	0	1	0	2	1	1	0	0	0	2	1	3	
Critical Care Medicine	0	0	0	1	0	0	0	1	8	8	45	45	0	2	53	55	
Diagnostic Radiology	3	0	1	0	1	0	0	5	45	45	52	52	3	5	97	102	
Emergency Medicine	2	1	1	1	0	0	0	5	5	5	5	5	2	5	10	15	
Medical Genetics	0	0	0	1	0	0	0	1	2	2	7	7	0	2	9	11	
Neuroradiology	0	0	0	0	0	0	0	0	2	2	13	13	0	0	15	15	
Nuclear Medicine	1	0	0	2	0	0	0	3	1	1	7	7	1	3	8	11	
Physical Medicine & Rehab.	0	1	0	0	0	0	0	1	4	4	3	3	0	1	7	8	
Psychiatry	2	2	2	0	1	1	0	8	18	18	41	41	2	11	59	70	
Public Health & Preventive Medicine	0	0	0	0	0	0	0	0	0	0	0	0	0	1	0	1	
Radiation Oncology	2	3	0	2	3	0	0	10	10	10	15	15	2	10	25	35	
Transfusion Medicine	0	0	0	0	0	0	0	0	1	1	0	0	0	0	1	1	
Other Specialty Total	13	10	6	10	6	2	0	47	161	161	263	263	13	56	424	480	
Internal Medicine	16	18	15	1	0	0	0	50	0	0	1	1	17	58	1	59	
Cardiology	0	0	0	5	2	2	0	9	42	42	62	62	0	9	104	113	
Clinical Immunology & Allergy	0	0	0	0	0	0	0	0	1	1	0	0	0	0	1	1	
Dermatology	0	0	0	0	0	0	0	0	8	8	11	11	0	0	19	19	
Endocrinology & Metabolism	0	0	0	0	2	0	0	2	5	5	9	9	0	2	14	16	
Gastroenterology	0	0	0	5	3	0	0	8	20	20	32	32	0	8	52	60	
General Internal Medicine	0	0	0	0	1	0	0	1	15	15	4	4	0	1	19	20	
Geriatric Medicine	0	0	0	0	0	0	0	0	0	0	2	2	0	1	2	3	
Hematology	0	0	0	1	1	0	0	2	19	19	35	35	0	2	54	56	
Infectious Diseases	0	0	0	0	0	0	0	0	4	4	19	19	0	1	23	24	
Medical Oncology	0	0	0	2	2	0	0	4	20	20	29	29	0	4	49	53	
Nephrology	0	0	0	0	2	0	0	2	15	15	40	40	0	2	55	57	
Neurology	0	0	0	0	0	0	0	0	28	28	40	40	0	0	68	68	
Occupational Medicine	0	0	0	0	0	0	0	0	0	0	1	1	0	0	1	1	
Respirology	0	0	0	3	1	0	0	4	16	16	18	18	0	4	34	38	
Rheumatology	0	0	0	2	0	0	0	2	7	7	15	15	0	2	22	24	
Internal Medicine Total	16	18	15	19	13	3	0	84	200	200	318	318	17	94	518	612	
Pediatrics	6	4	2	0	0	0	0	12	13	13	18	18	6	13	31	44	
Adolescent Medicine	0	0	0	0	0	0	0	0	0	0	1	1	0	1	1	2	
Cardiology - Pediatric	0	0	0	0	0	0	0	0	4	4	19	19	0	4	23	27	
Clinical Immunology & Allergy - Pediatric	0	0	0	0	0	0	0	0	1	1	2	2	0	0	3	3	
Clinical Pharmacology & Toxicology - Pediatric	0	0	0	0	0	0	0	0	1	1	0	0	0	0	1	1	
Critical Care Medicine - Pediatric	0	0	0	0	0	0	0	0	3	3	23	23	0	1	26	27	
Developmental Pediatrics	0	0	0	0	0	0	0	0	1	1	1	1	0	2	2	4	
Emergency Medicine - Pediatric	0	0	0	0	1	0	0	1	5	5	8	8	0	4	13	17	
Endocrinology & Metabolism - Pediatric	0	0	0	0	0	0	0	0	1	1	5	5	0	1	6	7	
Gastroenterology - Pediatric	0	0	0	0	0	0	0	0	4	4	11	11	0	0	15	15	
Hematology / Oncology - Pediatric	0	0	0	0	1	0	0	1	7	7	27	27	0	4	34	38	
Infectious Diseases - Pediatric	0	0	0	0	1	0	0	1	3	3	6	6	0	1	9	10	
Neonatal-Perinatal Medicine	0	0	0	1	0	0	0	1	19	19	48	48	0	6	67	73	
Nephrology - Pediatric	0	0	0	0	0	0	0	0	1	1	8	8	0	1	9	10	
Neurology - Pediatric	1	1	2	0	0	0	0	4	4	4	14	14	1	4	18	22	
Radiology - Pediatric	0	0	0	0	0	0	0	0	5	5	19	19	0	0	24	24	
Respirology - Pediatric	0	0	0	0	0	0	0	0	3	3	6	6	0	1	9	10	
Rheumatology - Pediatric	0	0	0	0	0	0	0	0	1	1	3	3	0	0	4	4	
Pediatrics Total	7	5	4	1	2	1	0	20	76	76	219	219	7	43	295	338	
General Surgery	3	1	2	1	0	0	0	7	30	30	17	17	3	8	47	55	
Cardiac Surgery	0	3	2	2	1	3	0	11	7	7	20	20	0	11	27	38	
Colorectal Surgery	0	0	0	0	0	0	0	0	0	0	1	1	0	0	1	1	
General Surgical Oncology	0	0	0	0	0	0	0	0	1	1	0	0	0	0	1	1	
Gynecologic Oncology	0	0	0	0	0	0	0	0	3	3	2	2	0	0	5	5	
Gyn Reprod Endocrinology & Infertility	0	0	0	0	0	0	0	0	0	0	1	1	0	1	1	2	
Maternal Fetal Medicine	0	0	0	0	0	0	2	2	4	4	13	13	0	2	17	19	
Neurosurgery	2	1	3	3	1	2	0	12	8	8	27	27	2	16	35	51	
Obstetrics & Gynecology	1	0	1	0	0	0	0	2	25	25	16	16	1	3	41	44	
Ophthalmology	2	1	1	2	1	0	0	7	16	16	27	27	2	7	43	50	
Orthopedic Surgery	5	2	1	0	0	0	0	8	64	64	55	55	5	9	119	128	
Otolaryngology - Head & Neck Surgery	2	0	0	0	0	0	0	2	12	12	12	12	2	3	24	27	
Pediatric General Surgery	0	0	0	0	0	0	1	1	1	1	4	4	0	1	5	6	
Plastic Surgery	1	3	0	0	0	0	0	4	8	8	9	9	1	5	17	22	
Thoracic Surgery	0	0	0	0	0	0	0	0	1	1	28	28	0	0	29	29	
Urology	0	0	0	0	0	0	0	0	17	17	21	21	0	1	38	39	
Vascular Surgery	2	1	0	1	1	0	0	5	1	1	3	3	2	6	4	10	
Surgery Total	18	12	10	9	4	5	3	61	198	198	256	256	18	73	454	527	
Anatomical Pathology	0	0	0	0	0	0	0	0	13	13	17	17	0	0	30	30	
Forensic Pathology	0	0	0	0	0	0	0	0	0	0	1	1	0	0	1	1	
Hematological Pathology	1	0	0	0	0	0	0	1	1	1	1	1	1	1	2	3	
Medical Microbiology	0	0	0	0	0	0	0	0	0	0	2	2	0	0	2	2	
Neuropathology	0	0	1	0	1	0	0	2	0	0	2	2	0	2	2	4	
Laboratory Medicine Total	1	0	1	0	1	0	0	3	14	14	23	23	1	3	37	40	
Areas of Focused Competence	0	0	0	0	0	0	0	0	15	15	9	9	0	0	24	24	
Clinician Investigator	0	0	0	0	1	0	0	1	10	10	0	0	0	50	10	60	
Palliative Medicine	0	0	0	0	0	0	0	0	1	1	0	0	0	1	1	2	
Special Program Total	0	0	0	0	1	0	0	1	26	26	9	9	0	51	35	86	
Grand Total	56	47	40	39	27	11	3	223	687	687	1089	1089	70	357	1776	2133	

SOURCE: Ontario Postgraduate Registry, November 2017
Ontario Physician Human Resources Data Centre
Prepared December 2017

Note: Re-entry, Repatriation and International Medical Graduate (IMG) trainees are included in these tables - see Part 3 for details

Back to Index

Table 1.10 Postgraduate Medical Trainees at McMaster University by Program, Pool and Level of Training - All Funding Groups

<i>McMaster</i>	POOL A									POOL B						
	PGY-1	PGY-2	PGY-3	PGY-4	PGY-5	PGY-6	PGY-7	PGY-8	TOTAL	PGY-1	PGY-2	PGY-3	PGY-4	PGY-5	PGY-6	TOTAL
	Family Medicine	87	88	9	1	2	0	0	0	187	15	18	1	1	0	0
F.M./ Emergency Medicine	0	0	3	0	0	0	0	0	3	0	0	1	0	0	0	1
Family Medicine Total	87	88	12	1	2	0	0	0	190	15	18	2	1	0	0	36
Anesthesiology	6	6	7	3	9	0	0	0	31	1	1	2	1	1	0	6
Critical Care Medicine	0	0	0	2	2	2	0	1	7	0	0	0	0	0	0	0
Diagnostic Radiology	5	6	4	5	6	0	0	0	26	0	1	1	1	1	0	4
Emergency Medicine	5	6	6	4	5	1	0	0	27	1	1	2	0	1	0	5
Neuroradiology	0	0	0	0	0	0	0	0	0	0	0	0	0	0	0	0
Pain Medicine	0	0	0	0	0	0	0	0	0	0	0	0	0	0	1	1
Physical Medicine & Rehab.	3	2	2	2	3	0	0	0	12	1	1	0	1	2	0	5
Psychiatry	8	8	9	8	7	1	0	0	41	1	1	1	1	3	4	11
Public Health & Preventive Medicine	0	0	0	0	0	0	0	0	0	1	0	0	0	0	0	1
Radiation Oncology	2	2	2	2	0	2	0	0	10	0	0	0	0	3	0	3
Transfusion Medicine	0	0	0	0	0	0	0	0	0	0	0	0	0	0	0	0
Other Specialty Total	29	30	30	26	32	6	0	1	154	5	5	6	4	11	5	36
Internal Medicine	24	26	24	1	0	0	0	0	75	4	5	4	0	0	0	13
Cardiology	0	0	0	1	2	2	1	0	6	0	0	0	2	1	1	4
Clinical Immunology & Allergy	0	0	0	2	2	0	0	0	4	0	0	0	0	0	0	0
Dermatology	1	1	0	0	0	0	0	0	2	0	0	0	0	0	0	0
Endocrinology & Metabolism	0	0	0	1	2	0	0	0	3	0	0	0	0	0	0	0
Gastroenterology	0	0	0	2	2	0	0	0	4	0	0	0	0	0	0	0
General Internal Medicine	0	0	0	3	3	0	0	0	6	0	0	0	1	0	0	1
Geriatric Medicine	0	0	0	2	1	0	0	0	3	0	0	0	0	0	0	0
Hematology	0	0	0	2	3	0	0	0	5	0	0	0	0	0	0	0
Infectious Diseases	0	0	0	1	2	0	0	0	3	0	0	0	0	1	0	1
Medical Oncology	0	0	0	2	1	0	0	0	3	0	0	0	0	0	0	0
Nephrology	0	0	0	1	2	0	0	0	3	0	0	0	0	0	0	0
Neurology	2	2	2	1	2	0	0	0	9	1	1	1	2	2	0	7
Respirology	0	0	0	2	2	0	0	0	4	0	0	0	0	1	1	2
Rheumatology	0	0	0	2	2	0	0	0	4	0	0	0	0	1	0	1
Internal Medicine Total	27	29	26	23	26	2	1	0	134	5	6	5	5	6	2	29
Pediatrics	7	9	8	7	1	0	0	0	32	4	6	5	2	0	0	17
Clinical Immunology & Allergy - Pediatric	0	0	0	0	2	0	0	0	2	0	0	0	2	0	0	2
Critical Care Medicine - Pediatric	0	0	0	0	0	0	0	0	0	0	0	0	0	0	0	0
Developmental Pediatrics	0	0	0	0	0	0	0	0	0	0	0	0	0	1	0	1
Endocrinology & Metabolism - Pediatric	0	0	0	0	1	0	0	0	1	0	0	0	0	0	0	0
Gastroenterology - Pediatric	0	0	0	0	1	0	0	0	1	0	0	0	0	0	0	0
Hematology / Oncology - Pediatric	0	0	0	0	0	0	0	0	0	0	0	0	2	0	1	3
Neonatal-Perinatal Medicine	0	0	0	0	0	0	0	0	0	0	0	0	1	0	0	1
Neurology - Pediatric	1	0	1	1	0	0	0	0	3	0	1	0	1	0	0	2
Pediatrics Total	8	9	9	8	5	0	0	0	39	4	7	5	8	1	1	26
General Surgery	7	8	10	8	6	0	0	0	39	0	0	0	0	0	0	0
Cardiac Surgery	1	0	1	1	0	0	0	0	3	0	0	0	1	0	0	1
Gyn Reprod Endocrinology & Infertility	0	0	0	0	0	0	1	0	1	0	0	0	0	0	0	0
Maternal Fetal Medicine	0	0	0	0	0	1	1	0	2	0	0	0	0	0	0	0
Neurosurgery	0	1	1	0	0	0	0	0	2	0	0	1	1	1	0	3
Obstetrics & Gynecology	7	6	5	9	4	0	0	0	31	2	0	1	1	0	0	4
Ophthalmology	1	2	2	1	1	0	0	0	7	0	0	0	0	0	0	0
Orthopedic Surgery	5	4	3	3	3	0	0	0	18	0	0	0	4	3	0	7
Otolaryngology - Head & Neck Surgery	2	2	1	2	2	0	0	0	9	0	0	0	0	0	0	0
Pediatric General Surgery	0	0	0	0	0	1	0	0	1	0	0	0	0	0	0	0
Plastic Surgery	3	3	3	3	3	0	0	0	15	0	0	0	0	0	0	0
Thoracic Surgery	0	0	0	0	0	1	0	0	1	0	0	0	0	0	0	0
Urology	3	3	3	3	2	0	0	0	14	0	0	0	0	0	0	0
Vascular Surgery	1	2	1	2	2	0	0	0	8	0	0	0	0	0	0	0
Surgery Total	30	31	30	32	23	3	2	0	151	2	0	2	7	4	0	15
General Pathology	1	0	0	0	0	0	0	0	1	2	3	1	3	1	0	10
Anatomical Pathology	2	0	3	0	2	0	0	0	7	0	0	0	2	2	0	4
Forensic Pathology	0	0	0	0	0	1	0	0	1	0	0	0	0	0	0	0
Medical Biochemistry	1	0	0	0	0	0	0	0	1	0	0	1	0	1	0	2
Medical Microbiology	1	0	0	0	0	0	0	0	1	0	1	1	0	0	0	2
Laboratory Medicine Total	5	0	3	0	2	1	0	0	11	2	4	3	5	4	0	18
Clinician Investigator	0	0	0	0	0	0	0	0	0	0	0	0	0	0	0	0
Special Program Total	0	0	0	0	0	0	0	0	0	0	0	0	0	0	0	0
Grand Total	186	187	110	90	90	12	3	1	679	33	40	23	30	26	8	160

SOURCE: Ontario Postgraduate Registry, November 2017
Ontario Physician Human Resources Data Centre
Prepared December 2017

Note: Re-entry, Repatriation and International Medical Graduate (IMG) trainees are included in these tables - see Part 3 for details

Table 1.10 Postgraduate Medical Trainees at McMaster University by Program, Pool and Level of Training - All Funding Groups

McMaster	POOL C								POOL D		POOL E		TOTALS			
	PGY-1	PGY-2	PGY-3	PGY-4	PGY-5	PGY-6	PGY-7	TOTAL	FELLOW	TOTAL	FELLOW	TOTAL	PGY-1 only	All PGYs	All Fellows	GRAND TOTAL
	Family Medicine	0	0	0	0	0	0	0	0	1	1	0	0	102	222	1
F.M./ Emergency Medicine	0	0	0	0	0	0	0	0	0	0	0	0	0	4	0	4
Family Medicine Total	0	0	0	0	0	0	0	0	1	1	0	0	102	226	1	227
Anesthesiology	0	1	0	1	0	0	0	2	2	2	2	2	7	39	4	43
Critical Care Medicine	0	0	0	1	0	0	0	1	0	0	5	5	0	8	5	13
Diagnostic Radiology	1	0	0	0	1	0	0	2	5	5	4	4	6	32	9	41
Emergency Medicine	2	1	1	1	0	0	0	5	0	0	1	1	8	37	1	38
Neuroradiology	0	0	0	0	0	0	0	0	0	0	1	1				
Pain Medicine	0	0	0	0	0	0	0	0	0	0	0	0				
Physical Medicine & Rehab.	0	0	0	0	0	0	0	0	0	0	0	0	4	17	0	17
Psychiatry	0	0	0	0	0	1	0	1	0	0	5	5	9	53	5	58
Public Health & Preventive Medicine	0	0	0	0	0	0	0	0	0	0	0	0	1	1	0	1
Radiation Oncology	0	1	0	0	0	0	0	1	2	2	0	0	2	14	2	16
Transfusion Medicine	0	0	0	0	0	0	0	0	1	1	0	0	0	0	1	1
Other Specialty Total	3	3	1	3	1	1	0	12	10	10	18	18	37	202	28	230
Internal Medicine	6	5	4	1	0	0	0	16	0	0	1	1	34	104	1	105
Cardiology	0	0	0	1	0	1	0	2	5	5	14	14	0	12	19	31
Clinical Immunology & Allergy	0	0	0	0	0	0	0	0	1	1	0	0	0	4	1	5
Dermatology	0	0	0	0	0	0	0	0	2	2	1	1				
Endocrinology & Metabolism	0	0	0	0	0	0	0	0	1	1	2	2	0	3	3	6
Gastroenterology	0	0	0	0	0	0	0	0	2	2	14	14	0	4	16	20
General Internal Medicine	0	0	0	0	0	1	0	1	0	0	1	1	0	8	1	9
Geriatric Medicine	0	0	0	0	0	0	0	0	0	0	2	2	0	3	2	5
Hematology	0	0	0	0	0	0	0	0	2	2	4	4	0	5	6	11
Infectious Diseases	0	0	0	0	0	0	0	0	0	0	3	3	0	4	3	7
Medical Oncology	0	0	0	2	2	0	0	4	2	2	3	3	0	7	5	12
Nephrology	0	0	0	0	0	0	0	0	2	2	7	7	0	3	9	12
Neurology	0	0	0	0	0	0	0	0	5	5	7	7	3	16	12	28
Respirology	0	0	0	2	0	0	0	2	1	1	2	2	0	8	3	11
Rheumatology	0	0	0	0	0	0	0	0	1	1	0	0	0	5	1	6
Internal Medicine Total	6	5	4	6	2	2	0	25	24	24	61	61	38	188	85	273
Pediatrics	2	2	0	0	0	0	0	4	0	0	10	10	13	53	10	63
Clinical Immunology & Allergy - Pediatric	0	0	0	0	0	0	0	0	0	0	0	0	0	4	0	4
Critical Care Medicine - Pediatric	0	0	0	0	0	0	0	0	0	0	3	3	0	0	3	3
Developmental Pediatrics	0	0	0	0	0	0	0	0	1	1	0	0	0	1	1	2
Endocrinology & Metabolism - Pediatric	0	0	0	0	0	0	0	0	0	0	2	2				
Gastroenterology - Pediatric	0	0	0	0	0	0	0	0	0	0	1	1	0	1	1	2
Hematology / Oncology - Pediatric	0	0	0	0	0	0	0	0	0	0	1	1	0	3	1	4
Neonatal-Perinatal Medicine	0	0	0	0	0	0	0	0	8	8	12	12	0	1	20	21
Neurology - Pediatric	0	0	0	0	0	0	0	0	0	0	0	0	1	5	0	5
Pediatrics Total	2	2	0	0	0	0	0	4	9	9	29	29	14	69	38	107
General Surgery	1	1	1	0	0	0	0	3	5	5	8	8	8	42	13	55
Cardiac Surgery	0	1	0	1	0	1	0	3	0	0	0	0	1	7	0	7
Gyn Reprod Endocrinology & Infertility	0	0	0	0	0	0	0	0	0	0	0	0	0	1	0	1
Maternal Fetal Medicine	0	0	0	0	0	0	0	0	0	0	0	0	0	2	0	2
Neurosurgery	2	1	0	1	0	1	0	5	1	1	1	1	2	10	2	12
Obstetrics & Gynecology	0	0	1	0	0	0	0	1	2	2	1	1	9	36	3	39
Ophthalmology	0	0	0	0	0	0	0	0	1	1	0	0	1	7	1	8
Orthopedic Surgery	0	0	0	0	0	0	0	0	6	6	2	2	5	25	8	33
Otolaryngology - Head & Neck Surgery	0	0	0	0	0	0	0	0	0	0	0	0	2	9	0	9
Pediatric General Surgery	0	0	0	0	0	0	1	1	0	0	1	1	0	2	1	3
Plastic Surgery	0	1	0	0	0	0	0	1	0	0	0	0	3	16	0	16
Thoracic Surgery	0	0	0	0	0	0	0	0	0	0	2	2	0	1	2	3
Urology	0	0	0	0	0	0	0	0	1	1	4	4	3	14	5	19
Vascular Surgery	0	0	0	0	0	0	0	0	0	0	0	0	1	8	0	8
Surgery Total	3	4	2	2	0	2	1	14	16	16	19	19	35	180	35	215
General Pathology	0	0	0	0	0	0	0	0	0	0	0	0	3	11	0	11
Anatomical Pathology	0	0	0	0	0	0	0	0	1	1	0	0	2	11	1	12
Forensic Pathology	0	0	0	0	0	0	0	0	0	0	0	0				
Medical Biochemistry	0	0	0	0	0	0	0	0	0	0	0	0	1	3	0	3
Medical Microbiology	0	0	0	0	0	0	0	0	0	0	1	1	1	3	1	4
Laboratory Medicine Total	0	0	0	0	0	0	0	0	1	1	1	1	7	29	2	31
Clinician Investigator	0	0	0	0	0	0	0	0	7	7	0	0	0	0	7	7
Special Program Total	0	0	0	0	0	0	0	0	7	7	0	0	0	0	7	7
Grand Total	14	14	7	11	3	5	1	55	68	68	128	128	233	894	196	1090

SOURCE: Ontario Postgraduate Registry, November 2017
 Ontario Physician Human Resources Data Centre
 Prepared December 2017

Note: Re-entry, Repatriation and International Medical Graduate (IMG) trainees are included in these tables - see Part 3 for details

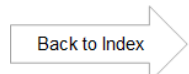


Table 1.11 Postgraduate Medical Trainees at McMaster University by Program, Pool and Level of Training - Funded by CEB

McMaster	POOL A								TOTAL
	PGY-1	PGY-2	PGY-3	PGY-4	PGY-5	PGY-6	PGY-7	PGY-8	
	Family Medicine	86	88	9	1	2	0	0	
F.M./ Emergency Medicine	0	0	3	0	0	0	0	0	3
Family Medicine Total	86	88	12	1	2	0	0	0	189
Anesthesiology	6	6	7	3	9	0	0	0	31
Critical Care Medicine	0	0	0	2	2	2	0	1	7
Diagnostic Radiology	5	6	4	5	6	0	0	0	26
Emergency Medicine	5	6	6	4	5	1	0	0	27
Neuroradiology	0	0	0	0	0	0	0	0	0
Physical Medicine & Rehab.	3	2	2	2	3	0	0	0	12
Psychiatry	8	8	9	8	7	1	0	0	41
Public Health & Preventive Medicine	0	0	0	0	0	0	0	0	0
Radiation Oncology	2	2	2	2	0	2	0	0	10
Other Specialty Total	29	30	30	26	32	6	0	1	154
Internal Medicine	24	26	24	1	0	0	0	0	75
Cardiology	0	0	0	1	2	2	1	0	6
Clinical Immunology & Allergy	0	0	0	2	2	0	0	0	4
Dermatology	1	1	0	0	0	0	0	0	2
Endocrinology & Metabolism	0	0	0	1	2	0	0	0	3
Gastroenterology	0	0	0	2	2	0	0	0	4
General Internal Medicine	0	0	0	3	3	0	0	0	6
Geriatric Medicine	0	0	0	2	1	0	0	0	3
Hematology	0	0	0	2	3	0	0	0	5
Infectious Diseases	0	0	0	1	2	0	0	0	3
Medical Oncology	0	0	0	2	1	0	0	0	3
Nephrology	0	0	0	1	2	0	0	0	3
Neurology	2	2	2	1	2	0	0	0	9
Respirology	0	0	0	2	2	0	0	0	4
Rheumatology	0	0	0	2	2	0	0	0	4
Internal Medicine Total	27	29	26	23	26	2	1	0	134
Pediatrics	7	9	8	7	1	0	0	0	32
Clinical Immunology & Allergy - Pediatric	0	0	0	0	2	0	0	0	2
Critical Care Medicine - Pediatric	0	0	0	0	0	0	0	0	0
Developmental Pediatrics	0	0	0	0	1	0	0	0	1
Gastroenterology - Pediatric	0	0	0	0	1	0	0	0	1
Hematology / Oncology - Pediatric	0	0	0	0	0	0	0	0	0
Neonatal-Perinatal Medicine	0	0	0	0	0	0	0	0	0
Neurology - Pediatric	1	0	1	1	0	0	0	0	3
Pediatrics Total	8	9	9	8	5	0	0	0	39
General Surgery	7	8	10	8	6	0	0	0	39
Cardiac Surgery	1	0	1	1	0	0	0	0	3
Gyn Reprod Endocrinology & Infertility	0	0	0	0	0	0	1	0	1
Maternal Fetal Medicine	0	0	0	0	0	1	1	0	2
Neurosurgery	0	1	1	0	0	0	0	0	2
Obstetrics & Gynecology	7	6	5	9	4	0	0	0	31
Ophthalmology	1	2	2	1	1	0	0	0	7
Orthopedic Surgery	5	4	3	3	3	0	0	0	18
Otolaryngology - Head & Neck Surgery	2	2	1	2	2	0	0	0	9
Pediatric General Surgery	0	0	0	0	1	0	0	0	1
Plastic Surgery	3	3	3	3	3	0	0	0	15
Thoracic Surgery	0	0	0	0	0	1	0	0	1
Urology	3	3	3	2	2	0	0	0	13
Vascular Surgery	1	2	1	2	2	0	0	0	8
Surgery Total	30	31	30	31	23	3	2	0	150
General Pathology	1	0	0	0	0	0	0	0	1
Anatomical Pathology	2	0	3	0	2	0	0	0	7
Forensic Pathology	0	0	0	0	0	1	0	0	1
Medical Biochemistry	1	0	0	0	0	0	0	0	1
Medical Microbiology	1	0	0	0	0	0	0	0	1
Laboratory Medicine Total	5	0	3	0	2	1	0	0	11
Grand Total	185	187	110	89	90	12	3	1	677
SOURCE: Ontario Postgraduate Registry, November 2017 Ontario Physician Human Resources Data Centre Prepared December 2017									
Note: Re-entry, Repatriation and International Medical Graduate (IMG) trainees are included in these tables - see Part 3 for details									

Table 1.11 Postgraduate Medical Trainees at McMaster University by Program, Pool and Level of Training - Funded by CEB

McMaster	POOL B							TOTALS		
	<i>PGY-1</i>	<i>PGY-2</i>	<i>PGY-3</i>	<i>PGY-4</i>	<i>PGY-5</i>	<i>PGY-6</i>	<i>TOTAL</i>	<i>PGY-1 only</i>	<i>All PGYs</i>	<i>GRAND TOTAL</i>
	Family Medicine	15	18	0	1	0	0	34	101	220
F.M./ Emergency Medicine	0	0	1	0	0	0	1	0	4	4
Family Medicine Total	15	18	1	1	0	0	35	101	224	224
Anesthesiology	1	1	2	1	1	0	6	7	37	37
Critical Care Medicine	0	0	0	0	0	0	0	0	7	7
Diagnostic Radiology	0	1	1	1	1	0	4	5	30	30
Emergency Medicine	1	1	2	0	1	0	5	6	32	32
Neuroradiology	0	0	0	0	0	1	1	0	1	1
Physical Medicine & Rehab.	1	1	0	1	2	0	5	4	17	17
Psychiatry	1	1	1	1	3	4	11	9	52	52
Public Health & Preventive Medicine	1	0	0	0	0	0	1	1	1	1
Radiation Oncology	0	0	0	0	3	0	3	2	13	13
Other Specialty Total	5	5	6	4	11	5	36	34	190	190
Internal Medicine	4	5	4	0	0	0	13	28	88	88
Cardiology	0	0	0	2	1	1	4	0	10	10
Clinical Immunology & Allergy	0	0	0	0	0	0	0	0	4	4
Dermatology	0	0	0	0	0	0	0	1	2	2
Endocrinology & Metabolism	0	0	0	0	0	0	0	0	3	3
Gastroenterology	0	0	0	0	0	0	0	0	4	4
General Internal Medicine	0	0	0	1	0	0	1	0	7	7
Geriatric Medicine	0	0	0	0	0	0	0	0	3	3
Hematology	0	0	0	0	0	0	0	0	5	5
Infectious Diseases	0	0	0	0	1	0	1	0	4	4
Medical Oncology	0	0	0	0	0	0	0	0	3	3
Nephrology	0	0	0	0	0	0	0	0	3	3
Neurology	1	1	1	2	2	0	7	3	16	16
Respirology	0	0	0	0	1	1	2	0	6	6
Rheumatology	0	0	0	0	1	0	1	0	5	5
Internal Medicine Total	5	6	5	5	6	2	29	32	163	163
Pediatrics	4	5	5	2	0	0	16	11	48	48
Clinical Immunology & Allergy - Pediatric	0	0	0	2	0	0	2	0	4	4
Critical Care Medicine - Pediatric	0	0	0	0	1	0	1	0	1	1
Developmental Pediatrics	0	0	0	0	0	0	0	0	1	1
Gastroenterology - Pediatric	0	0	0	0	0	0	0	0	1	1
Hematology / Oncology - Pediatric	0	0	0	2	0	1	3	0	3	3
Neonatal-Perinatal Medicine	0	0	0	1	0	0	1	0	1	1
Neurology - Pediatric	0	1	0	1	0	0	2	1	5	5
Pediatrics Total	4	6	5	8	1	1	25	12	64	64
General Surgery	0	0	0	0	0	0	0	7	39	39
Cardiac Surgery	0	0	0	1	0	0	1	1	4	4
Gyn Reprod Endocrinology & Infertility	0	0	0	0	0	0	0	0	1	1
Maternal Fetal Medicine	0	0	0	0	0	0	0	0	2	2
Neurosurgery	0	0	0	1	1	0	2	0	4	4
Obstetrics & Gynecology	2	0	1	1	0	0	4	9	35	35
Ophthalmology	0	0	0	0	0	0	0	1	7	7
Orthopedic Surgery	0	0	0	4	3	0	7	5	25	25
Otolaryngology - Head & Neck Surgery	0	0	0	0	0	0	0	2	9	9
Pediatric General Surgery	0	0	0	0	0	0	0	0	1	1
Plastic Surgery	0	0	0	0	0	0	0	3	15	15
Thoracic Surgery	0	0	0	0	0	0	0	0	1	1
Urology	0	0	0	0	0	0	0	3	13	13
Vascular Surgery	0	0	0	0	0	0	0	1	8	8
Surgery Total	2	0	1	7	4	0	14	32	164	164
General Pathology	2	3	1	3	1	0	10	3	11	11
Anatomical Pathology	0	0	0	2	2	0	4	2	11	11
Forensic Pathology	0	0	0	0	0	0	0	0	1	1
Medical Biochemistry	0	0	1	0	1	0	2	1	3	3
Medical Microbiology	0	1	1	0	0	0	2	1	3	3
Laboratory Medicine Total	2	4	3	5	4	0	18	7	29	29
Grand Total	33	39	21	30	26	8	157	218	834	834

SOURCE: Ontario Postgraduate Registry, November 2017
 Ontario Physician Human Resources Data Centre
 Prepared December 2017

Note: Re-entry, Repatriation and International Medical Graduate (IMG) trainees are included in these tables - see Part 3 for detail



Table 1.12 Postgraduate Medical Trainees at McMaster University by Program, Pool and Level of Training - NOT Funded by CEB

McMaster	POOL A							TOTAL	POOL B						TOTAL
	PGY-1	PGY-2	PGY-3	PGY-4	PGY-5	PGY-6	PGY-7		PGY-1	PGY-2	PGY-3	PGY-4	PGY-5	PGY-6	
	Family Medicine	1	0	0	0	0	0		0	1	0	0	1	0	
Family Medicine Total	1	0	0	0	0	0	0	1	0	0	1	0	0	0	1
Anesthesiology	0	0	0	0	0	0	0	0	0	0	0	0	0	0	0
Critical Care Medicine	0	0	0	0	0	0	0	0	0	0	0	0	0	0	0
Diagnostic Radiology	0	0	0	0	0	0	0	0	0	0	0	0	0	0	0
Emergency Medicine	0	0	0	0	0	0	0	0	0	0	0	0	0	0	0
Neuroradiology	0	0	0	0	0	0	0	0	0	0	0	0	0	0	0
Psychiatry	0	0	0	0	0	0	0	0	0	0	0	0	0	0	0
Radiation Oncology	0	0	0	0	0	0	0	0	0	0	0	0	0	0	0
Transfusion Medicine	0	0	0	0	0	0	0	0	0	0	0	0	0	0	0
Other Specialty Total	0	0	0	0	0	0	0	0	0	0	0	0	0	0	0
Internal Medicine	0	0	0	0	0	0	0	0	0	0	0	0	0	0	0
Cardiology	0	0	0	0	0	0	0	0	0	0	0	0	0	0	0
Clinical Immunology & Allergy	0	0	0	0	0	0	0	0	0	0	0	0	0	0	0
Dermatology	0	0	0	0	0	0	0	0	0	0	0	0	0	0	0
Endocrinology & Metabolism	0	0	0	0	0	0	0	0	0	0	0	0	0	0	0
Gastroenterology	0	0	0	0	0	0	0	0	0	0	0	0	0	0	0
General Internal Medicine	0	0	0	0	0	0	0	0	0	0	0	0	0	0	0
Geriatric Medicine	0	0	0	0	0	0	0	0	0	0	0	0	0	0	0
Hematology	0	0	0	0	0	0	0	0	0	0	0	0	0	0	0
Infectious Diseases	0	0	0	0	0	0	0	0	0	0	0	0	0	0	0
Medical Oncology	0	0	0	0	0	0	0	0	0	0	0	0	0	0	0
Nephrology	0	0	0	0	0	0	0	0	0	0	0	0	0	0	0
Neurology	0	0	0	0	0	0	0	0	0	0	0	0	0	0	0
Respirology	0	0	0	0	0	0	0	0	0	0	0	0	0	0	0
Rheumatology	0	0	0	0	0	0	0	0	0	0	0	0	0	0	0
Internal Medicine Total	0	0	0	0	0	0	0	0	0	0	0	0	0	0	0
Pediatrics	0	0	0	0	0	0	0	0	0	1	0	0	0	0	1
Critical Care Medicine - Pediatric	0	0	0	0	0	0	0	0	0	0	0	0	0	0	0
Developmental Pediatrics	0	0	0	0	0	0	0	0	0	0	0	0	0	0	0
Endocrinology & Metabolism - Pediatric	0	0	0	0	0	0	0	0	0	0	0	0	0	0	0
Gastroenterology - Pediatric	0	0	0	0	0	0	0	0	0	0	0	0	0	0	0
Hematology / Oncology - Pediatric	0	0	0	0	0	0	0	0	0	0	0	0	0	0	0
Neonatal-Perinatal Medicine	0	0	0	0	0	0	0	0	0	0	0	0	0	0	0
Pediatrics Total	0	0	0	0	0	0	0	0	0	1	0	0	0	0	1
General Surgery	0	0	0	0	0	0	0	0	0	0	0	0	0	0	0
Cardiac Surgery	0	0	0	0	0	0	0	0	0	0	0	0	0	0	0
Neurosurgery	0	0	0	0	0	0	0	0	0	0	1	0	0	0	1
Obstetrics & Gynecology	0	0	0	0	0	0	0	0	0	0	0	0	0	0	0
Ophthalmology	0	0	0	0	0	0	0	0	0	0	0	0	0	0	0
Orthopedic Surgery	0	0	0	0	0	0	0	0	0	0	0	0	0	0	0
Pediatric General Surgery	0	0	0	0	0	0	0	0	0	0	0	0	0	0	0
Plastic Surgery	0	0	0	0	0	0	0	0	0	0	0	0	0	0	0
Thoracic Surgery	0	0	0	0	0	0	0	0	0	0	0	0	0	0	0
Urology	0	0	0	1	0	0	0	1	0	0	0	0	0	0	0
Surgery Total	0	0	0	1	0	0	0	1	0	0	1	0	0	0	1
Anatomical Pathology	0	0	0	0	0	0	0	0	0	0	0	0	0	0	0
Medical Microbiology	0	0	0	0	0	0	0	0	0	0	0	0	0	0	0
Laboratory Medicine Total	0	0	0	0	0	0	0	0	0	0	0	0	0	0	0
Clinician Investigator	0	0	0	0	0	0	0	0	0	0	0	0	0	0	0
Special Program Total	0	0	0	0	0	0	0	0	0	0	0	0	0	0	0
Grand Total	1	0	0	1	0	0	0	2	0	1	2	0	0	0	3

SOURCE: Ontario Postgraduate Registry, November 2017
 Ontario Physician Human Resources Data Centre
 Prepared December 2017

Note: Re-entry, Repatriation and International Medical Graduate (IMG) trainees are included in these tables - see Part 3 for details



Table 1.12 Postgraduate Medical Trainees at McMaster University by Program, Pool and Level of Training - NOT Funded by CEB

<i>McMaster</i>	POOL C								POOL D		POOL E		TOTALS			
	PGY-1	PGY-2	PGY-3	PGY-4	PGY-5	PGY-6	PGY-7	TOTAL	FELLOW	TOTAL	FELLOW	TOTAL	PGY-1 only	All PGYs	All Fellows	GRAND TOTAL
Family Medicine	0	0	0	0	0	0	0	0	1	1	0	0	1	2	1	3
Family Medicine Total	0	0	0	0	0	0	0	0	1	1	0	0	1	2	1	3
Anesthesiology	0	1	0	1	0	0	0	2	2	2	2	2	0	2	4	6
Critical Care Medicine	0	0	0	1	0	0	0	1	0	0	5	5	0	1	5	6
Diagnostic Radiology	1	0	0	0	1	0	0	2	5	5	4	4	1	2	9	11
Emergency Medicine	2	1	1	1	0	0	0	5	0	0	1	1	2	5	1	6
Neuroradiology	0	0	0	0	0	0	0	0	0	0	1	1	0	0	1	1
Psychiatry	0	0	0	0	0	1	0	1	0	0	5	5	0	1	5	6
Radiation Oncology	0	1	0	0	0	0	0	1	2	2	0	0	0	1	2	3
Transfusion Medicine	0	0	0	0	0	0	0	0	1	1	0	0	0	0	1	1
Other Specialty Total	3	3	1	3	1	1	0	12	10	10	18	18	3	12	28	40
Internal Medicine	6	5	4	1	0	0	0	16	0	0	1	1	6	16	1	17
Cardiology	0	0	0	1	0	1	0	2	5	5	14	14	0	2	19	21
Clinical Immunology & Allergy	0	0	0	0	0	0	0	0	1	1	0	0	0	0	1	1
Dermatology	0	0	0	0	0	0	0	0	2	2	1	1	0	0	3	3
Endocrinology & Metabolism	0	0	0	0	0	0	0	0	1	1	2	2	0	0	3	3
Gastroenterology	0	0	0	0	0	0	0	0	2	2	14	14	0	0	16	16
General Internal Medicine	0	0	0	0	0	1	0	1	0	0	1	1	0	1	1	2
Geriatric Medicine	0	0	0	0	0	0	0	0	0	0	2	2	0	0	2	2
Hematology	0	0	0	0	0	0	0	0	2	2	4	4	0	0	6	6
Infectious Diseases	0	0	0	0	0	0	0	0	0	0	3	3	0	0	3	3
Medical Oncology	0	0	0	2	2	0	0	4	2	2	3	3	0	4	5	9
Nephrology	0	0	0	0	0	0	0	0	2	2	7	7	0	0	9	9
Neurology	0	0	0	0	0	0	0	0	5	5	7	7	0	0	12	12
Respirology	0	0	0	2	0	0	0	2	1	1	2	2	0	2	3	5
Rheumatology	0	0	0	0	0	0	0	0	1	1	0	0	0	0	1	1
Internal Medicine Total	6	5	4	6	2	2	0	25	24	24	61	61	6	25	85	110
Pediatrics	2	2	0	0	0	0	0	4	0	0	10	10	2	5	10	15
Critical Care Medicine - Pediatric	0	0	0	0	0	0	0	0	0	0	3	3	0	0	3	3
Developmental Pediatrics	0	0	0	0	0	0	0	0	1	1	0	0	0	0	1	1
Endocrinology & Metabolism - Pediatric	0	0	0	0	0	0	0	0	0	0	2	2	0	0	2	2
Gastroenterology - Pediatric	0	0	0	0	0	0	0	0	0	0	1	1	0	0	1	1
Hematology / Oncology - Pediatric	0	0	0	0	0	0	0	0	0	0	1	1	0	0	1	1
Neonatal-Perinatal Medicine	0	0	0	0	0	0	0	0	8	8	12	12	0	0	20	20
Pediatrics Total	2	2	0	0	0	0	0	4	9	9	29	29	2	5	38	43
General Surgery	1	1	1	0	0	0	0	3	5	5	8	8	1	3	13	16
Cardiac Surgery	0	1	0	1	0	1	0	3	0	0	0	0	0	3	0	3
Neurosurgery	2	1	0	1	0	1	0	5	1	1	1	1	2	6	2	8
Obstetrics & Gynecology	0	0	1	0	0	0	0	1	2	2	1	1	0	1	3	4
Ophthalmology	0	0	0	0	0	0	0	0	1	1	0	0	0	0	1	1
Orthopedic Surgery	0	0	0	0	0	0	0	0	6	6	2	2	0	0	8	8
Pediatric General Surgery	0	0	0	0	0	0	1	1	0	0	1	1	0	1	1	2
Plastic Surgery	0	1	0	0	0	0	0	1	0	0	0	0	0	1	0	1
Thoracic Surgery	0	0	0	0	0	0	0	0	0	0	2	2	0	0	2	2
Urology	0	0	0	0	0	0	0	0	1	1	4	4	0	1	5	6
Surgery Total	3	4	2	2	0	2	1	14	16	16	19	19	3	16	35	51
Anatomical Pathology	0	0	0	0	0	0	0	0	1	1	0	0	0	0	1	1
Medical Microbiology	0	0	0	0	0	0	0	0	0	0	1	1	0	0	1	1
Laboratory Medicine Total	0	0	0	0	0	0	0	0	1	1	1	1	0	0	2	2
Clinician Investigator	0	0	0	0	0	0	0	0	7	7	0	0	0	0	7	7
Special Program Total	0	0	0	0	0	0	0	0	7	7	0	0	0	0	7	7
Grand Total	14	14	7	11	3	5	1	55	68	68	128	128	15	60	196	256

SOURCE: Ontario Postgraduate Registry, November 2017
 Ontario Physician Human Resources Data Centre
 Prepared December 2017

Note: Re-entry, Repatriation and International Medical Graduate (IMG) trainees are included in these tables - see Part 3 for details



Table 1.20 Postgraduate Medical Trainees at the Northern Ontario School of Medicine by Program, Pool and Level of Training - All Funding Groups

NOSM	POOL A						POOL B					
						TOTAL						TOTAL
	<i>PGY-1</i>	<i>PGY-2</i>	<i>PGY-3</i>	<i>PGY-4</i>	<i>PGY-5</i>		<i>PGY-1</i>	<i>PGY-2</i>	<i>PGY-3</i>	<i>PGY-4</i>	<i>PGY-5</i>	
Family Medicine	35	39	5	0	0	79	4	3	0	0	0	7
F.M./ Emergency Medicine	0	0	6	0	0	6	0	0	1	0	0	1
Family Medicine Total	35	39	11	0	0	85	4	3	1	0	0	8
Anesthesiology	2	1	2	2	2	9	0	0	0	0	0	0
Psychiatry	2	0	2	2	0	6	1	3	0	0	1	5
Public Health & Preventive Medicine	0	1	1	0	2	4	2	1	0	1	0	4
Other Specialty Total	4	2	5	4	4	19	3	4	0	1	1	9
Internal Medicine	5	4	1	1	0	11	1	0	4	2	0	7
Internal Medicine Total	5	4	1	1	0	11	1	0	4	2	0	7
Pediatrics	3	3	0	1	0	7	1	0	2	0	0	3
Pediatrics Total	3	3	0	1	0	7	1	0	2	0	0	3
General Surgery	2	3	1	2	2	10	0	0	0	0	0	0
Orthopedic Surgery	1	0	0	1	1	3	1	1	1	1	0	4
Surgery Total	3	3	1	3	3	13	1	1	1	1	0	4
Grand Total	50	51	18	9	7	135	10	8	8	4	1	31

	POOL C		POOL D		POOL E		TOTALS			
	TOTAL		TOTAL		TOTAL		PGY-1	All	All	GRAND
	<i>PGY</i>		<i>FELLOW</i>		<i>FELLOW</i>		<i>only</i>	<i>PGYs</i>	<i>Fellows</i>	<i>TOTAL</i>
Family Medicine	0	0	0	0	0	0	39	86	0	86
F.M./ Emergency Medicine	0	0	0	0	0	0	0	7	0	7
Family Medicine Total	0	0	0	0	0	0	39	93	0	93
Anesthesiology	0	0	0	0	0	0	2	9	0	9
Psychiatry	0	0	0	0	0	0	3	11	0	11
Public Health & Preventive Medicine	0	0	0	0	0	0	2	8	0	8
Other Specialty Total	0	0	0	0	0	0	7	28	0	28
Internal Medicine	0	0	0	0	0	0	6	18	0	18
Internal Medicine Total	0	0	0	0	0	0	6	18	0	18
Pediatrics	0	0	0	0	0	0	4	10	0	10
Pediatrics Total	0	0	0	0	0	0	4	10	0	10
General Surgery	0	0	0	0	0	0	2	10	0	10
Orthopedic Surgery	0	0	0	0	0	0	2	7	0	7
Surgery Total	0	0	0	0	0	0	4	17	0	17
Grand Total	0	0	0	0	0	0	60	166	0	166

SOURCE: Ontario Postgraduate Registry, November 2017
 Ontario Physician Human Resources Data Centre
 Prepared December 2017

Note: Re-entry, Repatriation and International Medical Graduate (IMG) trainees are included in these tables - see Part 3 for details

Table 1.21 Postgraduate Medical Trainees at the Northern Ontario School of Medicine by Program, Pool and Level of Training - Funded by CEB

NOSM	POOL A						POOL B					
						TOTAL						TOTAL
	PGY-1	PGY-2	PGY-3	PGY-4	PGY-5		PGY-1	PGY-2	PGY-3	PGY-4	PGY-5	
Family Medicine	32	37	5	0	0	74	4	3	0	0	0	7
F.M./ Emergency Medicine	0	0	6	0	0	6	0	0	1	0	0	1
Family Medicine Total	32	37	11	0	0	80	4	3	1	0	0	8
Anesthesiology	2	1	2	2	2	9	0	0	0	0	0	0
Psychiatry	2	0	2	2	0	6	1	3	0	0	1	5
Public Health & Preventive Medicine	0	1	1	0	2	4	2	1	0	1	0	4
Other Specialty Total	4	2	5	4	4	19	3	4	0	1	1	9
Internal Medicine	5	4	1	1	0	11	1	0	4	2	0	7
Internal Medicine Total	5	4	1	1	0	11	1	0	4	2	0	7
Pediatrics	3	3	0	1	0	7	1	0	2	0	0	3
Pediatrics Total	3	3	0	1	0	7	1	0	2	0	0	3
General Surgery	2	3	1	2	2	10	0	0	0	0	0	0
Orthopedic Surgery	1	0	0	1	1	3	1	1	1	1	0	4
Surgery Total	3	3	1	3	3	13	1	1	1	1	0	4
Grand Total	47	49	18	9	7	130	10	8	8	4	1	31

	POOL C		POOL D		POOL E		TOTALS			
	PGY	TOTAL	FELLOW	TOTAL	FELLOW	TOTAL	PGY-1	All	All	GRAND
							only	PGYs	Fellows	TOTAL
Family Medicine	0	0	0	0	0	0	36	81	0	81
F.M./ Emergency Medicine	0	0	0	0	0	0	0	7	0	7
Family Medicine Total	0	0	0	0	0	0	36	88	0	88
Anesthesiology	0	0	0	0	0	0	2	9	0	9
Psychiatry	0	0	0	0	0	0	3	11	0	11
Public Health & Preventive Medicine	0	0	0	0	0	0	2	8	0	8
Other Specialty Total	0	0	0	0	0	0	7	28	0	28
Internal Medicine	0	0	0	0	0	0	6	18	0	18
Internal Medicine Total	0	0	0	0	0	0	6	18	0	18
Pediatrics	0	0	0	0	0	0	4	10	0	10
Pediatrics Total	0	0	0	0	0	0	4	10	0	10
General Surgery	0	0	0	0	0	0	2	10	0	10
Orthopedic Surgery	0	0	0	0	0	0	2	7	0	7
Surgery Total	0	0	0	0	0	0	4	17	0	17
Grand Total	0	0	0	0	0	0	57	161	0	161

SOURCE: Ontario Postgraduate Registry, November 2017
 Ontario Physician Human Resources Data Centre
 Prepared December 2017

Note: Re-entry, Repatriation and International Medical Graduate (IMG) trainees are included in these tables - see Part 3 for details

Back to Index

Table 1.22 Postgraduate Medical Trainees at the Northern Ontario School of Medicine by Program, Pool and Level of Training - NOT Funded by CEB

NOSM	POOL A						POOL B					
						<i>TOTAL</i>						<i>TOTAL</i>
	<i>PGY-1</i>	<i>PGY-2</i>	<i>PGY-3</i>	<i>PGY-4</i>	<i>PGY-5</i>		<i>PGY-1</i>	<i>PGY-2</i>	<i>PGY-3</i>	<i>PGY-4</i>	<i>PGY-5</i>	
Family Medicine	3	2	0	0	0	5	0	0	0	0	0	0
Family Medicine Total	3	2	0	0	0	5	0	0	0	0	0	0
Grand Total	3	2	0	0	0	5	0	0	0	0	0	0

	POOL C		POOL D		POOL E		TOTALS					
		<i>TOTAL</i>			<i>TOTAL</i>			<i>TOTAL</i>	<i>PGY-1</i>	<i>All</i>	<i>All</i>	<i>GRAND</i>
	<i>PGY</i>		<i>FELLOW</i>	<i>FELLOW</i>	<i>FELLOW</i>		<i>only</i>	<i>PGYs</i>	<i>Fellows</i>	<i>TOTAL</i>		
Family Medicine	0	0	0	0	0	0	3	5	0	5		
Family Medicine Total	0	0	0	0	0	0	3	5	0	5		
Grand Total	0	0	0	0	0	0	3	5	0	5		

SOURCE: Ontario Postgraduate Registry, November 2017
 Ontario Physician Human Resources Data Centre
 Prepared December 2017

Note: Re-entry, Repatriation and International Medical Graduate (IMG) trainees are included in these tables - see Part 3 for details

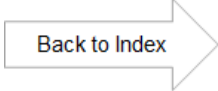


Table 1.30 Postgraduate Medical Trainees at the University of Ottawa by Program, Pool and Level of Training - All Funding Groups

Ottawa	POOL A									POOL B									
	PGY-1	PGY-2	PGY-3	PGY-4	PGY-5	PGY-6	PGY-7	PGY-8	PGY-9	TOTAL	PGY-1	PGY-2	PGY-3	PGY-4	PGY-5	PGY-6	PGY-7	TOTAL	
Family Medicine	58	60	11	0	0	0	0	0	0	129	12	7	3	0	0	0	0	0	22
F.M./ Emergency Medicine	0	0	7	0	0	0	0	0	0	7	0	0	0	0	0	0	0	0	0
Family Medicine Total	58	60	18	0	0	0	0	0	0	136	12	7	3	0	0	0	0	0	22
Anesthesiology	8	11	11	6	7	0	0	0	0	43	2	2	1	1	2	0	0	0	8
Critical Care Medicine	0	0	0	0	2	0	1	0	0	3	0	0	0	0	0	0	0	1	1
Diagnostic Radiology	3	3	4	2	4	0	0	0	0	16	3	3	3	3	3	1	0	0	13
Emergency Medicine	7	7	7	7	8	0	0	0	0	36	2	2	2	3	1	0	0	0	10
Medical Genetics	1	0	1	1	0	0	0	0	0	3	0	0	0	0	0	1	0	0	1
Neuroradiology	0	0	0	0	0	0	0	0	0	0	0	0	0	0	0	0	0	0	0
Nuclear Medicine	0	0	0	0	1	0	0	0	0	1	0	0	0	0	0	1	0	0	1
Pain Medicine	0	0	0	0	0	1	0	0	0	1	0	0	0	0	0	0	0	0	0
Physical Medicine & Rehab.	2	1	1	1	3	0	0	0	0	8	0	1	0	1	0	0	0	0	2
Psychiatry	11	12	10	8	5	3	0	0	0	49	3	3	2	4	2	0	0	0	14
Public Health & Preventive Medicine	1	3	4	0	3	0	0	0	0	11	0	0	1	0	1	0	0	0	2
Radiation Oncology	1	0	3	0	1	0	0	0	0	5	1	1	0	1	1	0	0	0	4
Other Specialty Total	34	37	41	25	34	4	1	0	0	176	11	12	9	13	10	0	1	56	
Internal Medicine	23	23	20	3	0	0	0	0	0	69	5	6	5	2	0	0	0	0	18
Cardiology	0	0	0	3	2	4	0	0	0	9	0	0	0	0	1	0	0	0	1
Dermatology	3	2	3	3	2	0	0	0	0	13	0	1	0	0	0	0	0	0	1
Endocrinology & Metabolism	0	0	0	2	2	0	0	0	0	4	0	0	0	0	0	0	0	0	0
Gastroenterology	0	0	0	1	3	0	0	0	0	4	0	0	0	1	0	0	0	0	1
General Internal Medicine	0	0	0	3	4	0	0	0	0	7	0	0	0	0	0	0	0	0	0
Geriatric Medicine	0	0	0	2	0	0	0	0	0	2	0	0	0	0	0	0	0	0	0
Hematology	0	0	0	2	2	0	0	0	0	4	0	0	0	0	0	0	0	0	0
Infectious Diseases	0	0	0	1	3	0	0	0	0	4	0	0	0	0	0	0	0	0	0
Medical Oncology	0	0	0	1	1	0	0	0	0	2	0	0	0	0	3	0	0	0	3
Nephrology	0	0	0	1	1	0	0	0	0	2	0	0	0	1	1	0	0	0	2
Neurology	3	2	3	4	4	0	0	0	0	16	1	1	2	0	0	0	0	0	4
Respirology	0	0	0	2	2	0	0	0	0	4	0	0	0	0	0	0	0	0	0
Rheumatology	0	0	0	0	3	0	0	0	0	3	0	0	0	1	0	0	0	0	1
Internal Medicine Total	29	27	26	28	29	4	0	0	0	143	6	8	7	5	5	0	0	31	
Pediatrics	9	12	9	6	0	0	0	0	0	36	2	2	2	2	0	0	0	0	8
Cardiology - Pediatric	0	0	0	0	0	1	0	0	0	1	0	0	0	0	0	0	0	0	0
Critical Care Medicine - Pediatric	0	0	0	1	0	1	0	0	0	2	0	0	0	0	0	0	0	0	0
Emergency Medicine - Pediatric	0	0	0	2	2	0	0	0	0	4	0	0	0	0	1	0	0	0	1
Endocrinology & Metabolism - Pediatric	0	0	0	0	2	1	0	0	0	3	0	0	0	1	0	0	0	0	1
Hematology / Oncology - Pediatric	0	0	0	0	0	0	0	0	0	0	0	0	0	0	0	0	0	0	0
Infectious Diseases - Pediatric	0	0	0	0	1	0	0	0	0	1	0	0	0	0	0	0	0	0	0
Neonatal-Perinatal Medicine	0	0	0	0	1	0	0	0	0	1	0	0	0	1	0	0	0	0	1
Nephrology - Pediatric	0	0	0	0	0	0	0	0	0	0	0	0	0	0	0	0	0	0	0
Neurology - Pediatric	1	1	1	0	0	0	0	0	0	3	0	0	0	0	1	0	0	0	1
Radiology - Pediatric	0	0	0	0	0	0	0	0	0	0	0	0	0	0	0	0	0	0	0
Pediatrics Total	10	13	10	9	6	2	1	0	0	51	2	2	2	5	1	0	0	12	
General Surgery	5	6	5	3	6	2	1	0	0	28	1	1	1	1	1	0	0	0	5
Cardiac Surgery	1	1	1	1	1	0	0	0	0	5	0	0	0	1	1	0	0	0	2
Colorectal Surgery	0	0	0	0	0	1	1	0	0	2	0	0	0	0	0	0	0	0	0
General Surgical Oncology	0	0	0	0	0	1	0	0	0	1	0	0	0	0	0	0	0	0	0
Gynecologic Oncology	0	0	0	0	0	1	0	0	0	1	0	0	0	0	0	0	0	0	0
Gyn Reprod Endocrinology & Infertility	0	0	0	0	0	2	2	0	0	4	0	0	0	0	0	0	0	0	0
Maternal Fetal Medicine	0	0	0	0	0	2	0	0	0	2	0	0	0	0	0	0	0	0	0
Neurosurgery	0	0	1	0	1	1	1	0	1	5	0	0	0	1	0	0	0	0	1
Obstetrics & Gynecology	4	3	4	7	7	0	0	0	0	25	2	1	0	2	1	0	0	0	6
Ophthalmology	2	2	3	4	4	0	0	0	0	15	1	1	0	0	0	0	0	0	2
Orthopedic Surgery	4	5	4	6	5	0	0	0	0	24	1	1	2	1	1	0	0	0	6
Otolaryngology - Head & Neck Surgery	2	1	2	2	2	0	0	0	0	9	0	1	0	0	0	0	0	0	1
Pediatric General Surgery	0	0	0	0	1	0	0	0	0	1	0	0	0	0	0	0	0	0	0
Plastic Surgery	2	2	2	2	1	0	0	0	0	9	0	0	0	0	1	0	0	0	1
Thoracic Surgery	0	0	0	0	0	1	1	0	0	2	0	0	0	0	0	0	0	0	0
Urology	4	3	3	3	3	0	0	0	0	16	0	1	1	0	0	0	0	0	2
Vascular Surgery	1	1	0	1	1	1	0	0	0	5	0	0	0	1	1	0	0	0	2
Surgery Total	25	24	25	29	31	13	6	0	1	154	5	6	5	7	5	0	0	28	
Anatomical Pathology	3	2	2	2	1	0	0	0	0	10	1	1	2	0	1	0	0	0	5
Hematological Pathology	0	0	0	0	0	0	0	0	0	0	0	0	1	1	0	0	0	0	2
Medical Microbiology	0	0	1	0	0	0	0	0	0	1	1	0	0	1	0	0	0	0	2
Laboratory Medicine Total	3	2	3	2	1	0	0	0	0	11	2	1	3	2	1	0	0	9	
Areas of Focused Competence	0	0	0	0	0	0	0	0	0	0	0	0	0	0	0	0	0	0	0
Clinician Investigator	0	0	2	2	0	2	3	0	0	9	0	0	0	0	0	0	0	0	0
Palliative Medicine	0	0	4	0	0	0	0	0	0	4	0	0	1	0	0	0	0	0	1
Special Program Total	0	0	6	2	0	2	3	0	0	13	0	0	1	0	0	0	0	1	
Grand Total	159	163	129	95	101	25	11	0	1	684	38	36	30	32	22	0	1	159	

SOURCE: Ontario Postgraduate Registry, November 2017
 Ontario Physician Human Resources Data Centre
 Prepared December 2017

Note: Re-entry, Repatriation and International Medical Graduate (IMG) trainees are included in these tables - see Part 3 for details

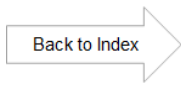


Table 1.30 Postgraduate Medical Trainees at the University of Ottawa by Program, Pool and Level of Training - All Funding Groups

Ottawa	POOL C								POOL D		POOL E		TOTALS			
	PGY-1	PGY-2	PGY-3	PGY-4	PGY-5	PGY-6	PGY-7	TOTAL	FELLOW	TOTAL	FELLOW	TOTAL	PGY-1 only	All PGYs	All Fellows	GRAND TOTAL
	Family Medicine	0	0	0	0	0	0	0	0	0	0	1	1	70	151	1
F.M./ Emergency Medicine	0	0	0	0	0	0	0	0	0	0	0	0	0	7	0	7
Family Medicine Total	0	0	0	0	0	0	0	0	0	0	1	1	70	158	1	159
Anesthesiology	1	0	0	0	0	0	0	1	11	11	3	3	11	52	14	66
Critical Care Medicine	0	0	0	0	0	0	0	0	0	0	1	1	0	4	1	5
Diagnostic Radiology	0	0	0	0	0	0	0	0	8	8	12	12	6	29	20	49
Emergency Medicine	0	0	0	0	0	0	0	0	2	2	4	4	9	46	6	52
Medical Genetics	0	0	0	0	0	0	0	0	1	1	0	0	1	4	1	5
Neuroradiology	0	0	0	0	0	0	0	0	0	0	3	3	0	0	3	3
Nuclear Medicine	1	0	0	0	0	0	0	1	0	0	3	3	1	3	3	6
Pain Medicine	0	0	0	0	0	0	0	0	0	0	0	0	0	1	0	1
Physical Medicine & Rehab.	0	0	0	0	0	0	0	0	1	1	0	0	2	10	1	11
Psychiatry	0	0	0	0	0	0	0	0	0	0	1	1	14	63	1	64
Public Health & Preventive Medicine	0	0	0	0	0	0	0	0	0	0	0	0	1	13	0	13
Radiation Oncology	1	1	0	1	1	0	0	4	0	0	0	0	3	13	0	13
Other Specialty Total	3	1	0	1	1	0	0	6	23	23	27	27	48	238	50	288
Internal Medicine	1	1	0	0	0	0	0	2	0	0	0	0	29	89	0	89
Cardiology	0	0	0	1	1	0	0	2	4	4	9	9	0	12	13	25
Dermatology	0	0	0	0	0	0	0	0	0	0	0	0	3	14	0	14
Endocrinology & Metabolism	0	0	0	0	0	0	0	0	0	0	3	3	0	4	3	7
Gastroenterology	0	0	0	1	0	0	0	1	2	2	2	2	0	6	4	10
General Internal Medicine	0	0	0	0	0	0	0	0	0	0	0	0	0	7	0	7
Geriatric Medicine	0	0	0	0	0	0	0	0	0	0	0	0	0	2	0	2
Hematology	0	0	0	1	0	0	0	1	2	2	5	5	0	5	7	12
Infectious Diseases	0	0	0	0	0	0	0	0	0	0	1	1	0	4	1	5
Medical Oncology	0	0	0	0	0	0	0	0	0	0	2	2	0	5	2	7
Nephrology	0	0	0	0	0	0	0	0	2	2	3	3	0	4	5	9
Neurology	0	0	0	0	0	0	0	0	0	0	3	3	4	20	3	23
Respirology	0	0	0	0	0	0	0	0	2	2	0	0	0	4	2	6
Rheumatology	0	0	0	0	0	0	0	0	0	0	3	3	0	4	3	7
Internal Medicine Total	1	1	0	3	1	0	0	6	12	12	31	31	36	180	43	223
Pediatrics	1	0	0	0	0	0	0	1	1	1	1	1	12	45	2	47
Cardiology - Pediatric	0	0	0	0	0	0	0	0	0	0	0	0	0	1	0	1
Critical Care Medicine - Pediatric	0	0	0	0	0	0	0	0	2	2	0	0	0	2	2	4
Emergency Medicine - Pediatric	0	0	0	0	0	0	0	0	0	0	0	0	0	5	0	5
Endocrinology & Metabolism - Pediatric	0	0	0	0	0	0	0	0	1	1	0	0	0	4	1	5
Hematology / Oncology - Pediatric	0	0	0	0	0	0	0	0	0	0	1	1	0	0	1	1
Infectious Diseases - Pediatric	0	0	0	0	0	0	0	0	0	0	1	1	0	1	1	2
Neonatal-Perinatal Medicine	0	0	0	0	0	0	0	0	3	3	3	3	0	2	6	8
Nephrology - Pediatric	0	0	0	0	0	0	0	0	0	0	2	2	0	0	2	2
Neurology - Pediatric	0	0	0	0	0	0	0	0	0	0	1	1	1	4	1	5
Radiology - Pediatric	0	0	0	0	0	0	0	0	0	0	4	4	0	0	4	4
Pediatrics Total	1	0	0	0	0	0	0	1	7	7	13	13	13	64	20	84
General Surgery	0	0	0	0	0	0	0	0	3	3	0	0	6	33	3	36
Cardiac Surgery	0	0	0	0	0	1	0	1	0	0	1	1	1	8	1	9
Colorectal Surgery	0	0	0	0	0	0	0	0	0	0	0	0	0	2	0	2
General Surgical Oncology	0	0	0	0	0	0	0	0	0	0	0	0	0	1	0	1
Gynecologic Oncology	0	0	0	0	0	0	0	0	1	1	0	0	0	1	1	2
Gyn Reprod Endocrinology & Infertility	0	0	0	0	0	0	0	0	0	0	0	0	0	4	0	4
Maternal Fetal Medicine	0	0	0	0	0	0	1	1	1	1	3	3	0	3	4	7
Neurosurgery	0	0	2	2	0	1	0	5	1	1	7	7	0	11	8	19
Obstetrics & Gynecology	0	0	0	0	0	0	0	0	3	3	1	1	6	31	4	35
Ophthalmology	0	0	0	0	0	0	0	0	0	0	5	5	3	17	5	22
Orthopedic Surgery	1	1	0	0	0	0	0	2	6	6	8	8	6	32	14	46
Otolaryngology - Head & Neck Surgery	1	0	0	0	0	0	0	1	0	0	1	1	3	11	1	12
Pediatric General Surgery	0	0	0	0	0	0	0	0	1	1	0	0	0	1	1	2
Plastic Surgery	0	0	0	0	0	0	0	0	0	0	0	0	2	10	0	10
Thoracic Surgery	0	0	0	0	0	0	0	0	0	0	1	1	0	2	1	3
Urology	0	0	0	0	0	0	0	0	1	1	1	1	4	18	2	20
Vascular Surgery	0	0	0	0	0	0	0	0	0	0	0	0	1	7	0	7
Surgery Total	2	1	2	2	0	2	1	10	17	17	28	28	32	192	45	237
Anatomical Pathology	0	0	0	0	0	0	0	0	0	0	0	0	4	15	0	15
Hematological Pathology	0	0	0	0	0	0	0	0	0	0	0	0	0	2	0	2
Medical Microbiology	0	0	0	0	0	0	0	0	0	0	0	0	1	3	0	3
Laboratory Medicine Total	0	0	0	0	0	0	0	0	0	0	0	0	5	20	0	20
Areas of Focused Competence	0	0	0	0	0	0	0	0	6	6	8	8	0	0	14	14
Clinician Investigator	0	0	0	0	0	0	0	0	0	0	0	0	0	9	0	9
Palliative Medicine	0	0	0	0	0	0	0	0	0	0	0	0	0	5	0	5
Special Program Total	0	0	0	0	0	0	0	0	6	6	8	8	0	14	14	28
Grand Total	7	3	2	6	2	2	1	23	65	65	108	108	204	866	173	1039

SOURCE: Ontario Postgraduate Registry, November 2017
 Ontario Physician Human Resources Data Centre
 Prepared December 2017

Note: Re-entry, Repatriation and International Medical Graduate (IMG) trainees are included in these tables - see Part 3 for details



Table 1.31 Postgraduate Medical Trainees at the University of Ottawa by Program, Pool and Level of Training - Funded by CEB

Ottawa	POOL A									TOTAL
	PGY-1	PGY-2	PGY-3	PGY-4	PGY-5	PGY-6	PGY-7	PGY-8	PGY-9	
Family Medicine	57	60	11	0	0	0	0	0	0	128
F.M./ Emergency Medicine	0	0	5	0	0	0	0	0	0	5
Family Medicine Total	57	60	16	0	0	0	0	0	0	133
Anesthesiology	8	9	10	6	7	0	0	0	0	40
Critical Care Medicine	0	0	0	0	2	0	1	0	0	3
Diagnostic Radiology	3	3	4	2	4	0	0	0	0	16
Emergency Medicine	7	7	7	7	8	0	0	0	0	36
Medical Genetics	1	0	1	1	0	0	0	0	0	3
Nuclear Medicine	0	0	0	0	1	0	0	0	0	1
Pain Medicine	0	0	0	0	0	1	0	0	0	1
Physical Medicine & Rehab.	2	1	1	1	3	0	0	0	0	8
Psychiatry	11	12	10	8	5	2	0	0	0	48
Public Health & Preventive Medicine	1	3	4	0	3	0	0	0	0	11
Radiation Oncology	1	0	3	0	1	0	0	0	0	5
Other Specialty Total	34	35	40	25	34	3	1	0	0	172
Internal Medicine	23	23	20	3	0	0	0	0	0	69
Cardiology	0	0	0	3	2	4	0	0	0	9
Dermatology	3	2	3	3	2	0	0	0	0	13
Endocrinology & Metabolism	0	0	0	2	2	0	0	0	0	4
Gastroenterology	0	0	0	1	3	0	0	0	0	4
General Internal Medicine	0	0	0	3	4	0	0	0	0	7
Geriatric Medicine	0	0	0	2	0	0	0	0	0	2
Hematology	0	0	0	2	2	0	0	0	0	4
Infectious Diseases	0	0	0	1	3	0	0	0	0	4
Medical Oncology	0	0	0	1	1	0	0	0	0	2
Nephrology	0	0	0	1	1	0	0	0	0	2
Neurology	3	2	3	4	4	0	0	0	0	16
Respirology	0	0	0	2	2	0	0	0	0	4
Rheumatology	0	0	0	0	3	0	0	0	0	3
Internal Medicine Total	29	27	26	28	29	4	0	0	0	143
Pediatrics	9	12	9	6	0	0	0	0	0	36
Critical Care Medicine - Pediatric	0	0	0	1	0	1	0	0	0	2
Emergency Medicine - Pediatric	0	0	0	2	2	0	0	0	0	4
Endocrinology & Metabolism - Pediatric	0	0	0	0	2	0	0	0	0	2
Infectious Diseases - Pediatric	0	0	0	0	1	0	0	0	0	1
Neonatal-Perinatal Medicine	0	0	0	0	1	0	0	0	0	1
Neurology - Pediatric	1	1	1	0	0	0	0	0	0	3
Pediatrics Total	10	13	10	9	6	1	0	0	0	49
General Surgery	5	6	5	3	6	2	1	0	0	28
Cardiac Surgery	1	1	1	1	1	0	0	0	0	5
Colorectal Surgery	0	0	0	0	0	1	1	0	0	2
General Surgical Oncology	0	0	0	0	0	1	0	0	0	1
Gynecologic Oncology	0	0	0	0	0	1	0	0	0	1
Gyn Reprod Endocrinology & Infertility	0	0	0	0	0	1	2	0	0	3
Maternal Fetal Medicine	0	0	0	0	0	2	0	0	0	2
Neurosurgery	0	0	1	0	1	1	1	0	1	5
Obstetrics & Gynecology	4	3	4	7	7	0	0	0	0	25
Ophthalmology	2	2	3	4	4	0	0	0	0	15
Orthopedic Surgery	4	4	4	6	5	0	0	0	0	23
Otolaryngology - Head & Neck Surgery	2	1	2	2	2	0	0	0	0	9
Pediatric General Surgery	0	0	0	0	0	1	0	0	0	1
Plastic Surgery	2	2	2	2	1	0	0	0	0	9
Thoracic Surgery	0	0	0	0	0	1	1	0	0	2
Urology	4	3	3	3	3	0	0	0	0	16
Vascular Surgery	1	1	0	1	1	0	0	0	0	4
Surgery Total	25	23	25	29	31	11	6	0	1	151
Anatomical Pathology	3	2	2	2	1	0	0	0	0	10
Hematological Pathology	0	0	0	0	0	0	0	0	0	0
Medical Microbiology	0	0	1	0	0	0	0	0	0	1
Laboratory Medicine Total	3	2	3	2	1	0	0	0	0	11
Clinician Investigator	0	0	2	2	0	2	1	0	0	7
Palliative Medicine	0	0	4	0	0	0	0	0	0	4
Special Program Total	0	0	6	2	0	2	1	0	0	11
Grand Total	158	160	126	95	101	21	8	0	1	670

SOURCE: Ontario Postgraduate Registry, November 2017
 Ontario Physician Human Resources Data Centre
 Prepared December 2017

Note: Re-entry, Repatriation and International Medical Graduate (IMG) trainees are included in these tables - see Part 3 for details



Table 1.31 Postgraduate Medical Trainees at the University of Ottawa by Program, Pool and Level of Training - Funded by CEB

<i>Ottawa</i>	<i>POOL B</i>								<i>TOTAL</i>	<i>TOTALS</i>			
	<i>PGY-1</i>	<i>PGY-2</i>	<i>PGY-3</i>	<i>PGY-4</i>	<i>PGY-5</i>	<i>PGY-6</i>	<i>PGY-7</i>	<i>PGY-1</i>		<i>All</i>	<i>All</i>	<i>GRAND</i>	
								<i>only</i>		<i>PGYs</i>	<i>Fellows</i>	<i>TOTAL</i>	
Family Medicine	12	7	3	0	0	0	0	22	69	150	0	150	
F.M./ Emergency Medicine	0	0	0	0	0	0	0	0	0	5	0	5	
Family Medicine Total	12	7	3	0	0	0	0	22	69	155	0	155	
Anesthesiology	2	2	1	1	2	0	0	8	10	48	0	48	
Critical Care Medicine	0	0	0	0	0	0	1	1	0	4	0	4	
Diagnostic Radiology	3	3	3	3	1	0	0	13	6	29	0	29	
Emergency Medicine	2	2	2	3	1	0	0	10	9	46	0	46	
Medical Genetics	0	0	0	0	1	0	0	1	1	4	0	4	
Nuclear Medicine	0	0	0	0	1	0	0	1	0	2	0	2	
Pain Medicine	0	0	0	0	0	0	0	0	0	1	0	1	
Physical Medicine & Rehab.	0	1	0	1	0	0	0	2	2	10	0	10	
Psychiatry	3	3	2	4	2	0	0	14	14	62	0	62	
Public Health & Preventive Medicine	0	0	1	0	1	0	0	2	1	13	0	13	
Radiation Oncology	1	1	0	1	1	0	0	4	2	9	0	9	
Other Specialty Total	11	12	9	13	10	0	1	56	45	228	0	228	
Internal Medicine	5	6	5	2	0	0	0	18	28	87	0	87	
Cardiology	0	0	0	0	1	0	0	1	0	10	0	10	
Dermatology	0	1	0	0	0	0	0	1	3	14	0	14	
Endocrinology & Metabolism	0	0	0	0	0	0	0	0	0	4	0	4	
Gastroenterology	0	0	0	1	0	0	0	1	0	5	0	5	
General Internal Medicine	0	0	0	0	0	0	0	0	0	7	0	7	
Geriatric Medicine	0	0	0	0	0	0	0	0	0	2	0	2	
Hematology	0	0	0	0	0	0	0	0	0	4	0	4	
Infectious Diseases	0	0	0	0	0	0	0	0	0	4	0	4	
Medical Oncology	0	0	0	0	3	0	0	3	0	5	0	5	
Nephrology	0	0	0	1	1	0	0	2	0	4	0	4	
Neurology	1	1	2	0	0	0	0	4	4	20	0	20	
Respirology	0	0	0	0	0	0	0	0	0	4	0	4	
Rheumatology	0	0	0	1	0	0	0	1	0	4	0	4	
Internal Medicine Total	6	8	7	5	5	0	0	31	35	174	0	174	
Pediatrics	2	2	2	2	0	0	0	8	11	44	0	44	
Critical Care Medicine - Pediatric	0	0	0	0	0	0	0	0	0	2	0	2	
Emergency Medicine - Pediatric	0	0	0	0	1	0	0	1	0	5	0	5	
Endocrinology & Metabolism - Pediatric	0	0	0	1	0	0	0	1	0	3	0	3	
Infectious Diseases - Pediatric	0	0	0	0	0	0	0	0	0	1	0	1	
Neonatal-Perinatal Medicine	0	0	0	1	0	0	0	1	0	2	0	2	
Neurology - Pediatric	0	0	0	1	0	0	0	1	1	4	0	4	
Pediatrics Total	2	2	2	5	1	0	0	12	12	61	0	61	
General Surgery	1	1	1	1	1	0	0	5	6	33	0	33	
Cardiac Surgery	0	0	1	1	0	0	0	2	1	7	0	7	
Colorectal Surgery	0	0	0	0	0	0	0	0	0	2	0	2	
General Surgical Oncology	0	0	0	0	0	0	0	0	0	1	0	1	
Gynecologic Oncology	0	0	0	0	0	0	0	0	0	1	0	1	
Gyn Reprod Endocrinology & Infertility	0	0	0	0	0	0	0	0	0	3	0	3	
Maternal Fetal Medicine	0	0	0	0	0	0	0	0	0	2	0	2	
Neurosurgery	0	0	0	1	0	0	0	1	0	6	0	6	
Obstetrics & Gynecology	2	1	0	2	1	0	0	6	6	31	0	31	
Ophthalmology	1	1	0	0	0	0	0	2	3	17	0	17	
Orthopedic Surgery	1	1	2	1	1	0	0	6	5	29	0	29	
Otolaryngology - Head & Neck Surgery	0	1	0	0	0	0	0	1	2	10	0	10	
Pediatric General Surgery	0	0	0	0	0	0	0	0	0	1	0	1	
Plastic Surgery	0	0	0	0	1	0	0	1	2	10	0	10	
Thoracic Surgery	0	0	0	0	0	0	0	0	0	2	0	2	
Urology	0	1	1	0	0	0	0	2	4	18	0	18	
Vascular Surgery	0	0	0	1	1	0	0	2	1	6	0	6	
Surgery Total	5	6	5	7	5	0	0	28	30	179	0	179	
Anatomical Pathology	1	1	2	0	1	0	0	5	4	15	0	15	
Hematological Pathology	0	0	1	1	0	0	0	2	0	2	0	2	
Medical Microbiology	1	0	0	1	0	0	0	2	1	3	0	3	
Laboratory Medicine Total	2	1	3	2	1	0	0	9	5	20	0	20	
Clinician Investigator	0	0	0	0	0	0	0	0	0	7	0	7	
Palliative Medicine	0	0	0	0	0	0	0	0	0	4	0	4	
Special Program Total	0	0	0	0	0	0	0	0	0	11	0	11	
Grand Total	38	36	29	32	22	0	1	158	196	828	0	828	

SOURCE: Ontario Postgraduate Registry, November 2017
 Ontario Physician Human Resources Data Centre
 Prepared December 2017

Note: Re-entry, Repatriation and International Medical Graduate (IMG) trainees are included in these tables - see Part 3 for details

Table 1.32 Postgraduate Medical Trainees at the University of Ottawa by Program, Pool and Level of Training - NOT Funded by CEB

Ottawa	POOL A								POOL B							
	PGY-1	PGY-2	PGY-3	PGY-4	PGY-5	PGY-6	PGY-7	TOTAL	PGY-1	PGY-2	PGY-3	PGY-4	PGY-5	PGY-6	PGY-7	TOTAL
Family Medicine	1	0	0	0	0	0	0	1	0	0	0	0	0	0	0	0
F.M./ Emergency Medicine	0	0	2	0	0	0	0	2	0	0	0	0	0	0	0	0
Family Medicine Total	1	0	2	0	0	0	0	3	0	0	0	0	0	0	0	0
Anesthesiology	0	2	1	0	0	0	0	3	0	0	0	0	0	0	0	0
Critical Care Medicine	0	0	0	0	0	0	0	0	0	0	0	0	0	0	0	0
Diagnostic Radiology	0	0	0	0	0	0	0	0	0	0	0	0	0	0	0	0
Emergency Medicine	0	0	0	0	0	0	0	0	0	0	0	0	0	0	0	0
Medical Genetics	0	0	0	0	0	0	0	0	0	0	0	0	0	0	0	0
Neuroradiology	0	0	0	0	0	0	0	0	0	0	0	0	0	0	0	0
Nuclear Medicine	0	0	0	0	0	0	0	0	0	0	0	0	0	0	0	0
Physical Medicine & Rehab.	0	0	0	0	0	0	0	0	0	0	0	0	0	0	0	0
Psychiatry	0	0	0	0	0	1	0	1	0	0	0	0	0	0	0	0
Radiation Oncology	0	0	0	0	0	0	0	0	0	0	0	0	0	0	0	0
Other Specialty Total	0	2	1	0	0	1	0	4	0	0	0	0	0	0	0	0
Internal Medicine	0	0	0	0	0	0	0	0	0	0	0	0	0	0	0	0
Cardiology	0	0	0	0	0	0	0	0	0	0	0	0	0	0	0	0
Endocrinology & Metabolism	0	0	0	0	0	0	0	0	0	0	0	0	0	0	0	0
Gastroenterology	0	0	0	0	0	0	0	0	0	0	0	0	0	0	0	0
Hematology	0	0	0	0	0	0	0	0	0	0	0	0	0	0	0	0
Infectious Diseases	0	0	0	0	0	0	0	0	0	0	0	0	0	0	0	0
Medical Oncology	0	0	0	0	0	0	0	0	0	0	0	0	0	0	0	0
Nephrology	0	0	0	0	0	0	0	0	0	0	0	0	0	0	0	0
Neurology	0	0	0	0	0	0	0	0	0	0	0	0	0	0	0	0
Respirology	0	0	0	0	0	0	0	0	0	0	0	0	0	0	0	0
Rheumatology	0	0	0	0	0	0	0	0	0	0	0	0	0	0	0	0
Internal Medicine Total	0	0	0	0	0	0	0	0	0	0	0	0	0	0	0	0
Pediatrics	0	0	0	0	0	0	0	0	0	0	0	0	0	0	0	0
Cardiology - Pediatric	0	0	0	0	0	0	1	1	0	0	0	0	0	0	0	0
Critical Care Medicine - Pediatric	0	0	0	0	0	0	0	0	0	0	0	0	0	0	0	0
Endocrinology & Metabolism - Pediatric	0	0	0	0	0	1	0	1	0	0	0	0	0	0	0	0
Hematology / Oncology - Pediatric	0	0	0	0	0	0	0	0	0	0	0	0	0	0	0	0
Infectious Diseases - Pediatric	0	0	0	0	0	0	0	0	0	0	0	0	0	0	0	0
Neonatal-Perinatal Medicine	0	0	0	0	0	0	0	0	0	0	0	0	0	0	0	0
Nephrology - Pediatric	0	0	0	0	0	0	0	0	0	0	0	0	0	0	0	0
Neurology - Pediatric	0	0	0	0	0	0	0	0	0	0	0	0	0	0	0	0
Radiology - Pediatric	0	0	0	0	0	0	0	0	0	0	0	0	0	0	0	0
Pediatrics Total	0	0	0	0	0	1	1	2	0	0	0	0	0	0	0	0
General Surgery	0	0	0	0	0	0	0	0	0	0	0	0	0	0	0	0
Cardiac Surgery	0	0	0	0	0	0	0	0	0	0	0	0	0	0	0	0
Gynecologic Oncology	0	0	0	0	0	0	0	0	0	0	0	0	0	0	0	0
Gyn Reprod Endocrinology & Infertility	0	0	0	0	0	1	0	1	0	0	0	0	0	0	0	0
Maternal Fetal Medicine	0	0	0	0	0	0	0	0	0	0	0	0	0	0	0	0
Neurosurgery	0	0	0	0	0	0	0	0	0	0	0	0	0	0	0	0
Obstetrics & Gynecology	0	0	0	0	0	0	0	0	0	0	0	0	0	0	0	0
Ophthalmology	0	0	0	0	0	0	0	0	0	0	0	0	0	0	0	0
Orthopedic Surgery	0	1	0	0	0	0	0	1	0	0	0	0	0	0	0	0
Otolaryngology - Head & Neck Surgery	0	0	0	0	0	0	0	0	0	0	0	0	0	0	0	0
Pediatric General Surgery	0	0	0	0	0	0	0	0	0	0	0	0	0	0	0	0
Thoracic Surgery	0	0	0	0	0	0	0	0	0	0	0	0	0	0	0	0
Urology	0	0	0	0	0	0	0	0	0	0	0	0	0	0	0	0
Vascular Surgery	0	0	0	0	0	1	0	1	0	0	0	0	0	0	0	0
Surgery Total	0	1	0	0	0	2	0	3	0	0	0	0	0	0	0	0
Areas of Focused Competence	0	0	0	0	0	0	0	0	0	0	0	0	0	0	0	0
Clinician Investigator	0	0	0	0	0	0	2	2	0	0	0	0	0	0	0	0
Palliative Medicine	0	0	0	0	0	0	0	0	0	0	1	0	0	0	0	1
Special Program Total	0	0	0	0	0	0	2	2	0	0	1	0	0	0	0	1
Grand Total	1	3	3	0	0	4	3	14	0	0	1	0	0	0	0	1

SOURCE: Ontario Postgraduate Registry, November 2017
 Ontario Physician Human Resources Data Centre
 Prepared December 2017

Note: Re-entry, Repatriation and International Medical Graduate (IMG) trainees are included in these tables - see Part 3 for details



Table 1.32 Postgraduate Medical Trainees at the University of Ottawa by Program, Pool and Level of Training - NOT Funded by CEB

Ottawa	POOL C								TOTAL		POOL D		POOL E		TOTALS			GRAND TOTAL
	PGY-1	PGY-2	PGY-3	PGY-4	PGY-5	PGY-6	PGY-7	TOTAL	FELLOW	TOTAL	FELLOW	TOTAL	PGY-1 only	All PGYs	All Fellows			
Family Medicine	0	0	0	0	0	0	0	0	0	0	0	1	1	1	1	1	1	2
F.M./ Emergency Medicine	0	0	0	0	0	0	0	0	0	0	0	0	0	0	2	0	0	2
Family Medicine Total	0	0	0	0	0	0	0	0	0	0	0	1	1	1	3	1	4	4
Anesthesiology	1	0	0	0	0	0	0	1	11	11	11	3	3	1	4	14	18	18
Critical Care Medicine	0	0	0	0	0	0	0	0	0	0	0	1	1	0	0	1	1	1
Diagnostic Radiology	0	0	0	0	0	0	0	0	8	8	8	12	12	0	0	20	20	20
Emergency Medicine	0	0	0	0	0	0	0	0	2	2	2	4	4	0	0	6	6	6
Medical Genetics	0	0	0	0	0	0	0	0	1	1	1	0	0	0	0	1	1	1
Neuroradiology	0	0	0	0	0	0	0	0	0	0	0	3	3	0	0	3	3	3
Nuclear Medicine	1	0	0	0	0	0	0	1	0	0	0	3	3	1	1	3	4	4
Physical Medicine & Rehab.	0	0	0	0	0	0	0	0	1	1	1	0	0	0	0	1	1	1
Psychiatry	0	0	0	0	0	0	0	0	0	0	0	1	1	0	1	1	2	2
Radiation Oncology	1	1	0	1	1	0	0	4	0	0	0	0	0	1	4	0	4	4
Other Specialty Total	3	1	0	1	1	0	0	6	23	23	27	27	27	3	10	50	60	60
Internal Medicine	1	1	0	0	0	0	0	2	0	0	0	0	0	1	2	0	2	2
Cardiology	0	0	0	1	1	0	0	2	4	4	4	9	9	0	2	13	15	15
Endocrinology & Metabolism	0	0	0	0	0	0	0	0	0	0	0	3	3	0	0	3	3	3
Gastroenterology	0	0	0	1	0	0	0	1	2	2	2	2	2	0	1	4	5	5
Hematology	0	0	0	1	0	0	0	1	2	2	2	5	5	0	1	7	8	8
Infectious Diseases	0	0	0	0	0	0	0	0	0	0	0	1	1	0	0	1	1	1
Medical Oncology	0	0	0	0	0	0	0	0	0	0	0	2	2	0	0	2	2	2
Nephrology	0	0	0	0	0	0	0	0	2	2	2	3	3	0	0	5	5	5
Neurology	0	0	0	0	0	0	0	0	0	0	0	3	3	0	0	3	3	3
Respirology	0	0	0	0	0	0	0	0	2	2	2	0	0	0	0	2	2	2
Rheumatology	0	0	0	0	0	0	0	0	0	0	0	3	3	0	0	3	3	3
Internal Medicine Total	1	1	0	3	1	0	0	6	12	12	31	31	31	1	6	43	49	49
Pediatrics	1	0	0	0	0	0	0	1	1	1	1	1	1	1	1	2	3	3
Cardiology - Pediatric	0	0	0	0	0	0	0	0	0	0	0	0	0	0	1	0	1	1
Critical Care Medicine - Pediatric	0	0	0	0	0	0	0	0	2	2	2	0	0	0	0	2	2	2
Endocrinology & Metabolism - Pediatric	0	0	0	0	0	0	0	0	1	1	1	0	0	0	1	1	2	2
Hematology / Oncology - Pediatric	0	0	0	0	0	0	0	0	0	0	0	1	1	0	0	1	1	1
Infectious Diseases - Pediatric	0	0	0	0	0	0	0	0	0	0	0	1	1	0	0	1	1	1
Neonatal-Perinatal Medicine	0	0	0	0	0	0	0	0	3	3	3	3	3	0	0	6	6	6
Nephrology - Pediatric	0	0	0	0	0	0	0	0	0	0	0	2	2	0	0	2	2	2
Neurology - Pediatric	0	0	0	0	0	0	0	0	0	0	0	1	1	0	0	1	1	1
Radiology - Pediatric	0	0	0	0	0	0	0	0	0	0	0	4	4	0	0	4	4	4
Pediatrics Total	1	0	0	0	0	0	0	1	7	7	13	13	13	1	3	20	23	23
General Surgery	0	0	0	0	0	0	0	0	3	3	3	0	0	0	0	3	3	3
Cardiac Surgery	0	0	0	0	0	1	0	1	0	0	0	1	1	0	1	1	2	2
Gynecologic Oncology	0	0	0	0	0	0	0	0	1	1	1	0	0	0	0	1	1	1
Gyn Reprod Endocrinology & Infertility	0	0	0	0	0	0	0	0	0	0	0	0	0	0	1	0	1	1
Maternal Fetal Medicine	0	0	0	0	0	0	1	1	1	1	1	3	3	0	1	4	5	5
Neurosurgery	0	0	2	2	0	1	0	5	1	1	1	7	7	0	5	8	13	13
Obstetrics & Gynecology	0	0	0	0	0	0	0	0	3	3	3	1	1	0	0	4	4	4
Ophthalmology	0	0	0	0	0	0	0	0	0	0	0	5	5	0	0	5	5	5
Orthopedic Surgery	1	1	0	0	0	0	0	2	6	6	6	8	8	1	3	14	17	17
Otolaryngology - Head & Neck Surgery	1	0	0	0	0	0	0	1	0	0	0	1	1	1	1	1	2	2
Pediatric General Surgery	0	0	0	0	0	0	0	0	1	1	1	0	0	0	0	1	1	1
Thoracic Surgery	0	0	0	0	0	0	0	0	0	0	0	1	1	0	0	1	1	1
Urology	0	0	0	0	0	0	0	0	1	1	1	1	1	0	0	2	2	2
Vascular Surgery	0	0	0	0	0	0	0	0	0	0	0	0	0	0	1	0	1	1
Surgery Total	2	1	2	2	0	2	1	10	17	17	28	28	28	2	13	45	58	58
Areas of Focused Competence	0	0	0	0	0	0	0	0	6	6	6	8	8	0	0	14	14	14
Clinician Investigator	0	0	0	0	0	0	0	0	0	0	0	0	0	0	2	0	2	2
Palliative Medicine	0	0	0	0	0	0	0	0	0	0	0	0	0	0	1	0	1	1
Special Program Total	0	0	0	0	0	0	0	0	6	6	8	8	8	0	3	14	17	17
Grand Total	7	3	2	6	2	2	1	23	65	65	108	108	108	8	38	173	211	211

SOURCE: Ontario Postgraduate Registry, November 2017
 Ontario Physician Human Resources Data Centre
 Prepared December 2017

Note: Re-entry, Repatriation and International Medical Graduate (IMG) trainees are included in these tables - see Part 3 for details

Back to Index

Table 1.40 Postgraduate Medical Trainees at Queen's University by Program, Pool and Level of Training - All Funding Groups

Queen's	POOL A							POOL B						
							TOTAL							TOTAL
	PGY-1	PGY-2	PGY-3	PGY-4	PGY-5	PGY-6		PGY-1	PGY-2	PGY-3	PGY-4	PGY-5	PGY-6	
Family Medicine	60	57	14	0	0	0	131	12	10	0	0	0	0	22
F.M./ Emergency Medicine	0	0	7	0	0	0	7	0	0	1	0	0	0	1
Family Medicine Total	60	57	21	0	0	0	138	12	10	1	0	0	0	23
Anesthesiology	3	4	5	5	3	0	20	0	0	0	0	0	0	0
Critical Care Medicine	0	0	0	2	4	0	6	0	0	0	1	0	0	1
Diagnostic Radiology	3	2	3	1	4	0	13	0	1	0	2	0	0	3
Emergency Medicine	4	4	4	2	3	0	17	0	0	0	0	0	0	0
Physical Medicine & Rehab.	1	1	1	1	1	0	5	0	0	0	0	0	0	0
Psychiatry	3	4	3	3	1	0	14	3	3	5	2	3	0	16
Public Health & Preventive Medicine	2	3	3	2	0	0	10	0	0	0	0	1	0	1
Radiation Oncology	0	3	1	1	1	0	6	0	1	0	0	0	0	1
Other Specialty Total	16	21	20	17	17	0	91	3	5	5	5	4	0	22
Internal Medicine	17	16	14	0	0	0	47	4	3	3	0	0	0	10
Cardiology	0	0	0	2	1	2	5	0	0	0	0	1	0	1
Gastroenterology	0	0	0	2	1	0	3	0	0	0	0	1	0	1
General Internal Medicine	0	0	0	3	4	0	7	0	0	0	1	1	0	2
Hematology	0	0	0	1	1	0	2	0	0	0	1	1	0	2
Medical Oncology	0	0	0	2	2	0	4	0	0	0	0	0	0	0
Nephrology	0	0	0	1	1	0	2	0	0	0	0	1	0	1
Neurology	2	2	2	2	1	0	9	0	0	0	1	1	0	2
Respirology	0	0	0	2	3	0	5	0	0	0	0	0	0	0
Rheumatology	0	0	0	1	2	0	3	0	0	0	1	2	0	3
Internal Medicine Total	19	18	16	16	16	2	87	4	3	3	4	8	0	22
Pediatrics	4	3	4	4	0	0	15	1	1	0	1	0	0	3
Pediatrics Total	4	3	4	4	0	0	15	1	1	0	1	0	0	3
General Surgery	3	3	2	4	5	0	17	0	2	0	0	0	0	2
Neurosurgery	0	0	0	0	0	0	0	0	0	0	0	0	0	0
Obstetrics & Gynecology	3	2	3	4	1	0	13	0	1	0	0	0	0	1
Ophthalmology	3	2	2	3	2	0	12	0	0	0	0	0	0	0
Orthopedic Surgery	2	1	2	1	3	0	9	0	1	0	0	0	0	1
Urology	1	1	1	1	1	0	5	0	0	0	0	0	0	0
Surgery Total	12	9	10	13	12	0	56	0	4	0	0	0	0	4
Anatomical Pathology	0	2	2	0	2	0	6	1	2	2	1	1	0	7
Laboratory Medicine Total	0	2	2	0	2	0	6	1	2	2	1	1	0	7
Clinician Investigator	0	0	4	2	1	0	7	0	0	0	0	0	0	0
Palliative Medicine	0	0	0	0	0	0	0	0	0	0	1	0	0	1
Special Program Total	0	0	4	2	1	0	7	0	0	0	1	0	0	1
Grand Total	111	110	77	52	48	2	400	21	25	11	12	13	0	82

SOURCE: Ontario Postgraduate Registry, November 2017
 Ontario Physician Human Resources Data Centre
 Prepared December 2017

Note: Re-entry, Repatriation and International Medical Graduate (IMG) trainees are included in these tables - see Part 3 for details

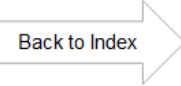


Table 1.40 Postgraduate Medical Trainees at Queen's University by Program, Pool and Level of Training - All Funding Groups

Queen's	POOL C					TOTAL	POOL D		POOL E		TOTALS			
	PGY-1	PGY-2	PGY-3	PGY-4	PGY-5		TOTAL	FELLOW	FELLOW	TOTAL	PGY-1	All	All	GRAND
	only	PGYs	Fellows	TOTAL										
Family Medicine	0	0	0	0	0	0	0	0	0	0	72	153	0	153
F.M./ Emergency Medicine	0	0	0	0	0	0	0	0	0	0	0	8	0	8
Family Medicine Total	0	0	0	0	0	0	0	0	0	0	72	161	0	161
Anesthesiology	0	0	0	0	0	0	1	1	1	1	3	20	2	22
Critical Care Medicine	0	0	0	0	0	0	0	0	2	2	0	7	2	9
Diagnostic Radiology	0	0	0	0	0	0	0	0	0	0	3	16	0	16
Emergency Medicine	0	0	0	0	0	0	1	1	0	0	4	17	1	18
Physical Medicine & Rehab.	0	0	0	0	0	0	0	0	0	0	1	5	0	5
Psychiatry	1	0	0	0	0	1	0	0	6	6	7	31	6	37
Public Health & Preventive Medicine	0	0	0	0	0	0	0	0	0	0	2	11	0	11
Radiation Oncology	1	0	0	0	0	1	0	0	0	0	1	8	0	8
Other Specialty Total	2	0	0	0	0	2	2	2	9	9	21	115	11	126
Internal Medicine	0	3	1	0	0	4	0	0	0	0	21	61	0	61
Cardiology	0	0	0	1	0	1	2	2	2	2	0	7	4	11
Gastroenterology	0	0	0	1	0	1	2	2	0	0	0	5	2	7
General Internal Medicine	0	0	0	0	0	0	0	0	0	0	0	9	0	9
Hematology	0	0	0	0	0	0	0	0	1	1	0	4	1	5
Medical Oncology	0	0	0	0	0	0	0	0	1	1	0	4	1	5
Nephrology	0	0	0	0	0	0	0	0	3	3	0	3	3	6
Neurology	0	0	0	0	0	0	0	0	0	0	2	11	0	11
Respirology	0	0	0	0	0	0	2	2	4	4	0	5	6	11
Rheumatology	0	0	0	0	0	0	0	0	0	0	0	6	0	6
Internal Medicine Total	0	3	1	2	0	6	6	6	11	11	23	115	17	132
Pediatrics	1	0	0	0	0	1	0	0	1	1	6	19	1	20
Pediatrics Total	1	0	0	0	0	1	0	0	1	1	6	19	1	20
General Surgery	1	0	0	0	0	1	0	0	0	0	4	20	0	20
Neurosurgery	0	0	0	0	0	0	1	1	0	0	0	0	1	1
Obstetrics & Gynecology	0	0	0	0	0	0	1	1	0	0	3	14	1	15
Ophthalmology	0	0	0	0	0	0	1	1	1	1	3	12	2	14
Orthopedic Surgery	2	1	1	0	0	4	4	4	4	4	4	14	8	22
Urology	0	0	0	0	0	0	0	0	0	0	1	5	0	5
Surgery Total	3	1	1	0	0	5	7	7	5	5	15	65	12	77
Anatomical Pathology	0	0	0	0	0	0	0	0	0	0	1	13	0	13
Laboratory Medicine Total	0	0	0	0	0	0	0	0	0	0	1	13	0	13
Clinician Investigator	0	0	0	0	0	0	0	0	0	0	0	7	0	7
Palliative Medicine	0	0	0	0	0	0	1	1	0	0	0	1	1	2
Special Program Total	0	0	0	0	0	0	1	1	0	0	0	8	1	9
Grand Total	6	4	2	2	0	14	16	16	26	26	138	496	42	538

SOURCE: Ontario Postgraduate Registry, November 2017
 Ontario Physician Human Resources Data Centre
 Prepared December 2017

Note: Re-entry, Repatriation and International Medical Graduate (IMG) trainees are included in these tables - see Part 3 for details

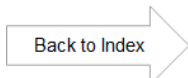


Table 1.41 Postgraduate Medical Trainees at Queen's University by Program, Pool and Level of Training - Funded by CEB

Queen's	POOL A							POOL B						TOTALS				
	PGY-1	PGY-2	PGY-3	PGY-4	PGY-5	PGY-6	TOTAL	PGY-1	PGY-2	PGY-3	PGY-4	PGY-5	PGY-6	TOTAL	PGY-1 only	All PGYs	All Fellows	GRAND TOTAL
Family Medicine	53	53	13	0	0	0	119	12	10	0	0	0	0	22	65	141	0	141
F.M./ Emergency Medicine	0	0	7	0	0	0	7	0	0	1	0	0	0	1	0	8	0	8
Family Medicine Total	53	53	20	0	0	0	126	12	10	1	0	0	0	23	65	149	0	149
Anesthesiology	3	4	5	5	3	0	20	0	0	0	0	0	0	0	3	20	0	20
Critical Care Medicine	0	0	0	2	4	0	6	0	0	0	1	0	0	1	0	7	0	7
Diagnostic Radiology	3	2	3	1	4	0	13	0	1	0	2	0	0	3	3	16	0	16
Emergency Medicine	4	4	4	2	3	0	17	0	0	0	0	0	0	0	4	17	0	17
Physical Medicine & Rehab.	1	1	1	1	1	0	5	0	0	0	0	0	0	0	1	5	0	5
Psychiatry	3	3	3	3	1	0	13	3	3	5	2	3	0	16	6	29	0	29
Public Health & Preventive Medicine	2	3	3	2	0	0	10	0	0	0	0	1	0	1	2	11	0	11
Radiation Oncology	0	3	1	1	1	0	6	0	1	0	0	0	0	1	0	7	0	7
Other Specialty Total	16	20	20	17	17	0	90	3	5	5	5	4	0	22	19	112	0	112
Internal Medicine	17	16	13	0	0	0	46	4	3	3	0	0	0	10	21	56	0	56
Cardiology	0	0	0	2	1	2	5	0	0	0	0	1	0	1	0	6	0	6
Gastroenterology	0	0	0	2	1	0	3	0	0	0	0	1	0	1	0	4	0	4
General Internal Medicine	0	0	0	3	4	0	7	0	0	0	1	1	0	2	0	9	0	9
Hematology	0	0	0	1	1	0	2	0	0	0	1	1	0	2	0	4	0	4
Medical Oncology	0	0	0	2	2	0	4	0	0	0	0	0	0	0	0	4	0	4
Nephrology	0	0	0	1	1	0	2	0	0	0	0	1	0	1	0	3	0	3
Neurology	2	2	2	2	1	0	9	0	0	0	1	1	0	2	2	11	0	11
Respirology	0	0	0	2	3	0	5	0	0	0	0	0	0	0	0	5	0	5
Rheumatology	0	0	0	1	2	0	3	0	0	0	1	2	0	3	0	6	0	6
Internal Medicine Total	19	18	15	16	16	2	86	4	3	3	4	8	0	22	23	108	0	108
Pediatrics	4	3	4	4	0	0	15	1	1	0	1	0	0	3	5	18	0	18
Pediatrics Total	4	3	4	4	0	0	15	1	1	0	1	0	0	3	5	18	0	18
General Surgery	3	3	2	4	5	0	17	0	2	0	0	0	0	2	3	19	0	19
Obstetrics & Gynecology	3	2	3	4	1	0	13	0	1	0	0	0	0	1	3	14	0	14
Ophthalmology	3	2	2	3	2	0	12	0	0	0	0	0	0	0	3	12	0	12
Orthopedic Surgery	2	1	2	1	3	0	9	0	1	0	0	0	0	1	2	10	0	10
Urology	1	1	1	1	1	0	5	0	0	0	0	0	0	0	1	5	0	5
Surgery Total	12	9	10	13	12	0	56	0	4	0	0	0	0	4	12	60	0	60
Anatomical Pathology	0	2	2	0	2	0	6	1	2	2	1	1	0	7	1	13	0	13
Laboratory Medicine Total	0	2	2	0	2	0	6	1	2	2	1	1	0	7	1	13	0	13
Clinician Investigator	0	0	1	2	1	0	4	0	0	0	0	0	0	0	0	4	0	4
Palliative Medicine	0	0	0	0	0	0	0	0	0	0	1	0	0	1	0	1	0	1
Special Program Total	0	0	1	2	1	0	4	0	0	0	1	0	0	1	0	5	0	5
Grand Total	104	105	72	52	48	2	383	21	25	11	12	13	0	82	125	465	0	465

SOURCE: Ontario Postgraduate Registry, November 2017
 Ontario Physician Human Resources Data Centre
 Prepared December 2017

Note: Re-entry, Repatriation and International Medical Graduate (IMG) trainees are included in these tables - see Part 3 for details



Table 1.42 Postgraduate Medical Trainees at Queen's University by Program, Pool and Level of Training - NOT Funded by CEB

Queen's	POOL A							POOL B						
							TOTAL							TOTAL
	PGY-1	PGY-2	PGY-3	PGY-4	PGY-5	PGY-6		PGY-1	PGY-2	PGY-3	PGY-4	PGY-5	PGY-6	
Family Medicine	7	4	1	0	0	0	12	0	0	0	0	0	0	0
Family Medicine Total	7	4	1	0	0	0	12	0	0	0	0	0	0	0
Anesthesiology	0	0	0	0	0	0	0	0	0	0	0	0	0	0
Critical Care Medicine	0	0	0	0	0	0	0	0	0	0	0	0	0	0
Emergency Medicine	0	0	0	0	0	0	0	0	0	0	0	0	0	0
Psychiatry	0	1	0	0	0	0	1	0	0	0	0	0	0	0
Radiation Oncology	0	0	0	0	0	0	0	0	0	0	0	0	0	0
Other Specialty Total	0	1	0	0	0	0	1	0	0	0	0	0	0	0
Internal Medicine	0	0	1	0	0	0	1	0	0	0	0	0	0	0
Cardiology	0	0	0	0	0	0	0	0	0	0	0	0	0	0
Gastroenterology	0	0	0	0	0	0	0	0	0	0	0	0	0	0
Hematology	0	0	0	0	0	0	0	0	0	0	0	0	0	0
Medical Oncology	0	0	0	0	0	0	0	0	0	0	0	0	0	0
Nephrology	0	0	0	0	0	0	0	0	0	0	0	0	0	0
Respirology	0	0	0	0	0	0	0	0	0	0	0	0	0	0
Internal Medicine Total	0	0	1	0	0	0	1	0	0	0	0	0	0	0
Pediatrics	0	0	0	0	0	0	0	0	0	0	0	0	0	0
Pediatrics Total	0	0	0	0	0	0	0	0	0	0	0	0	0	0
General Surgery	0	0	0	0	0	0	0	0	0	0	0	0	0	0
Neurosurgery	0	0	0	0	0	0	0	0	0	0	0	0	0	0
Obstetrics & Gynecology	0	0	0	0	0	0	0	0	0	0	0	0	0	0
Ophthalmology	0	0	0	0	0	0	0	0	0	0	0	0	0	0
Orthopedic Surgery	0	0	0	0	0	0	0	0	0	0	0	0	0	0
Surgery Total	0	0	0	0	0	0	0	0	0	0	0	0	0	0
Clinician Investigator	0	0	3	0	0	0	3	0	0	0	0	0	0	0
Palliative Medicine	0	0	0	0	0	0	0	0	0	0	0	0	0	0
Special Program Total	0	0	3	0	0	0	3	0	0	0	0	0	0	0
Grand Total	7	5	5	0	0	0	17	0	0	0	0	0	0	0

SOURCE: Ontario Postgraduate Registry, November 2017
 Ontario Physician Human Resources Data Centre
 Prepared December 2017

Note: Re-entry, Repatriation and International Medical Graduate (IMG) trainees are included in these tables - see Part 3 for details

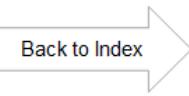


Table 1.42 Postgraduate Medical Trainees at Queen's University by Program, Pool and Level of Training - NOT Funded by CEB

Queen's	POOL C						POOL D		POOL E		TOTALS			
	PGY-1	PGY-2	PGY-3	PGY-4	PGY-5	TOTAL	FELLOW	TOTAL	FELLOW	TOTAL	PGY-1	All	All	GRAND
											only	PGYs	Fellows	TOTAL
Family Medicine	0	0	0	0	0	0	0	0	0	0	7	12	0	12
Family Medicine Total	0	0	0	0	0	0	0	0	0	0	7	12	0	12
Anesthesiology	0	0	0	0	0	0	1	1	1	1	0	0	2	2
Critical Care Medicine	0	0	0	0	0	0	0	0	2	2	0	0	2	2
Emergency Medicine	0	0	0	0	0	0	1	1	0	0	0	0	1	1
Psychiatry	1	0	0	0	0	1	0	0	6	6	1	2	6	8
Radiation Oncology	1	0	0	0	0	1	0	0	0	0	1	1	0	1
Other Specialty Total	2	0	0	0	0	2	2	2	9	9	2	3	11	14
Internal Medicine	0	3	1	0	0	4	0	0	0	0	0	5	0	5
Cardiology	0	0	0	1	0	1	2	2	2	2	0	1	4	5
Gastroenterology	0	0	0	1	0	1	2	2	0	0	0	1	2	3
Hematology	0	0	0	0	0	0	0	0	1	1	0	0	1	1
Medical Oncology	0	0	0	0	0	0	0	0	1	1	0	0	1	1
Nephrology	0	0	0	0	0	0	0	0	3	3	0	0	3	3
Respirology	0	0	0	0	0	0	2	2	4	4	0	0	6	6
Internal Medicine Total	0	3	1	2	0	6	6	6	11	11	0	7	17	24
Pediatrics	1	0	0	0	0	1	0	0	1	1	1	1	1	2
Pediatrics Total	1	0	0	0	0	1	0	0	1	1	1	1	1	2
General Surgery	1	0	0	0	0	1	0	0	0	0	1	1	0	1
Neurosurgery	0	0	0	0	0	0	1	1	0	0	0	0	1	1
Obstetrics & Gynecology	0	0	0	0	0	0	1	1	0	0	0	0	1	1
Ophthalmology	0	0	0	0	0	0	1	1	1	1	0	0	2	2
Orthopedic Surgery	2	1	1	0	0	4	4	4	4	4	2	4	8	12
Surgery Total	3	1	1	0	0	5	7	7	5	5	3	5	12	17
Clinician Investigator	0	0	0	0	0	0	0	0	0	0	0	3	0	3
Palliative Medicine	0	0	0	0	0	0	1	1	0	0	0	0	1	1
Special Program Total	0	0	0	0	0	0	1	1	0	0	0	3	1	4
Grand Total	6	4	2	2	0	14	16	16	26	26	13	31	42	73

SOURCE: Ontario Postgraduate Registry, November 2017
 Ontario Physician Human Resources Data Centre
 Prepared December 2017

Note: Re-entry, Repatriation and International Medical Graduate (IMG) trainees are included in these tables - see Part 3 for details



Table 1.50 Postgraduate Medical Trainees at the University of Toronto by Program, Pool and Level of Training - All Funding Groups

Toronto	POOL A								POOL B								
	PGY-1	PGY-2	PGY-3	PGY-4	PGY-5	PGY-6	PGY-7	PGY-8	TOTAL	PGY-1	PGY-2	PGY-3	PGY-4	PGY-5	PGY-6	PGY-7	TOTAL
	Family Medicine	141	140	33	0	0	0	0	0	314	25	28	0	0	0	0	0
F.M./ Emergency Medicine	0	0	7	0	0	0	0	0	7	0	0	0	0	0	0	0	0
Family Medicine Total	141	140	40	0	0	0	0	0	321	25	28	0	0	0	0	0	53
Anesthesiology	14	14	13	15	17	1	2	0	76	4	5	1	3	3	1	0	17
Clinical Pharmacology & Toxicology	0	0	0	0	2	0	0	0	2	0	0	0	0	0	0	0	0
Critical Care Medicine	0	0	0	1	2	2	7	1	13	0	0	0	0	1	0	0	1
Diagnostic Radiology	7	8	10	10	11	0	0	0	46	1	3	3	2	2	0	0	11
Emergency Medicine	7	7	7	7	9	0	0	0	37	3	3	3	3	2	0	0	14
Medical Genetics	1	1	1	1	1	0	0	0	5	1	2	1	0	1	0	0	5
Neuroradiology	0	0	0	0	0	3	2	0	5	0	0	0	0	0	0	0	0
Nuclear Medicine	0	0	0	0	0	0	2	0	2	0	0	0	0	0	0	0	0
Physical Medicine & Rehab.	3	3	5	3	3	0	0	0	17	0	1	1	0	2	0	0	4
Psychiatry	29	31	34	27	27	10	0	0	158	4	4	3	6	3	2	0	22
Public Health & Preventive Medicine	3	2	1	3	4	0	0	0	13	0	0	0	0	0	0	0	0
Radiation Oncology	4	3	2	4	4	0	0	0	17	0	0	0	0	0	0	0	0
Other Specialty Total	68	69	73	71	80	16	13	1	391	13	18	12	14	14	3	0	74
Internal Medicine	52	56	54	13	0	0	0	0	175	12	10	13	10	0	0	0	45
Cardiology	0	0	0	9	7	7	0	0	23	0	0	0	0	1	3	0	4
Clinical Immunology & Allergy	0	0	0	0	3	0	0	0	3	0	0	0	0	0	0	0	0
Dermatology	4	4	6	7	5	0	0	0	26	1	1	0	1	1	0	0	4
Endocrinology & Metabolism	0	0	0	2	3	0	0	0	5	0	0	0	0	1	0	0	1
Gastroenterology	0	0	0	5	4	0	0	0	9	0	0	0	1	0	0	0	1
General Internal Medicine	0	0	0	4	7	0	0	0	11	0	0	0	0	0	0	0	0
Geriatric Medicine	0	0	0	5	4	0	0	0	9	0	0	0	1	3	0	0	4
Hematology	0	0	0	3	4	0	0	0	7	0	0	0	0	0	0	0	0
Infectious Diseases	0	0	0	3	5	0	0	0	8	0	0	0	0	0	0	0	0
Medical Oncology	0	0	0	5	5	0	0	0	10	0	0	0	0	1	0	0	1
Nephrology	0	0	0	2	4	0	0	0	6	0	0	0	0	0	0	0	0
Neurology	5	4	5	5	5	0	0	0	24	3	3	2	2	2	0	0	12
Occupational Medicine	0	0	0	0	1	0	0	0	1	0	0	0	0	0	1	0	1
Respirology	0	0	0	4	2	0	0	0	6	0	0	0	0	2	0	0	2
Rheumatology	0	0	0	4	1	0	0	0	5	0	0	0	2	0	0	0	2
Internal Medicine Total	61	64	65	71	60	7	0	0	328	16	14	15	17	11	4	0	77
Pediatrics	17	14	18	7	0	0	0	0	56	4	5	4	1	0	0	0	14
Adolescent Medicine	0	0	0	3	1	0	0	0	4	0	0	0	0	1	0	0	1
Cardiology - Pediatric	0	0	0	0	2	1	0	0	3	0	0	0	0	1	0	0	1
Clinical Immunology & Allergy - Pediatric	0	0	0	1	2	0	0	0	3	0	0	0	1	0	0	0	1
Clinical Pharmacology & Toxicology- Pediatric	0	0	0	0	0	0	0	0	0	0	0	0	0	0	0	0	0
Critical Care Medicine - Pediatric	0	0	0	0	2	3	0	0	5	0	0	0	0	0	0	0	0
Developmental Pediatrics	0	0	0	0	3	0	0	0	3	0	0	0	1	0	0	0	1
Emergency Medicine - Pediatric	0	0	0	4	3	0	0	0	7	0	0	0	0	2	0	0	2
Endocrinology & Metabolism - Pediatric	0	0	0	1	2	0	0	0	3	0	0	0	0	0	0	0	0
Gastroenterology - Pediatric	0	0	0	0	0	0	0	0	0	0	0	0	0	0	0	0	0
Hematology / Oncology - Pediatric	0	0	0	2	3	5	0	0	10	0	0	0	0	0	0	0	0
Infectious Diseases - Pediatric	0	0	0	2	0	0	0	0	2	0	0	0	0	0	0	0	0
Neonatal-Perinatal Medicine	0	0	0	1	4	0	0	0	5	0	0	0	0	1	0	0	1
Nephrology - Pediatric	0	0	0	1	2	0	0	0	3	0	0	0	1	0	0	0	1
Neurology - Pediatric	2	0	1	1	0	0	0	0	4	1	1	1	0	1	0	0	4
Radiology - Pediatric	0	0	0	0	0	0	0	0	0	0	0	0	0	0	0	0	0
Respirology - Pediatric	0	0	0	1	1	0	0	0	2	0	0	0	0	1	0	0	1
Rheumatology - Pediatric	0	0	0	2	1	0	0	0	3	0	0	0	0	0	0	0	0
Pediatrics Total	19	14	19	26	26	9	0	0	113	5	6	5	4	7	0	0	27
General Surgery	11	10	9	7	17	0	0	0	54	3	4	2	4	2	0	0	15
Cardiac Surgery	0	1	1	1	1	1	0	0	5	0	0	0	0	0	0	0	0
Colorectal Surgery	0	0	0	0	0	2	3	0	5	0	0	0	0	0	0	0	0
General Surgical Oncology	0	0	0	0	0	3	1	1	5	0	0	0	0	0	0	2	2
Gynecologic Oncology	0	0	0	0	0	0	2	0	2	0	0	0	0	0	1	0	1
Gyn Reprod Endocrinology & Infertility	0	0	0	0	0	2	1	0	3	0	0	0	0	0	0	0	0
Maternal Fetal Medicine	0	0	0	0	0	3	4	0	7	0	0	0	0	0	0	1	1
Neurosurgery	4	4	4	3	2	2	0	0	19	1	0	0	1	0	0	0	2
Obstetrics & Gynecology	10	11	13	11	7	0	0	0	52	2	2	3	1	0	0	0	8
Ophthalmology	3	4	4	5	4	0	0	0	20	1	2	1	0	1	0	0	5
Orthopedic Surgery	7	7	6	7	8	0	0	0	35	2	2	2	2	1	0	0	9
Otolaryngology - Head & Neck Surgery	4	5	6	4	5	0	0	0	24	0	0	0	0	1	0	0	1
Pediatric General Surgery	0	0	0	0	0	1	1	0	2	0	0	0	0	0	0	0	0
Plastic Surgery	4	4	5	4	2	0	0	0	19	0	0	0	0	0	0	0	0
Thoracic Surgery	0	0	0	0	0	2	1	0	3	0	0	0	0	0	0	1	1
Urology	3	4	4	5	2	0	0	0	18	1	1	0	1	0	0	0	3
Vascular Surgery	2	2	2	0	2	0	0	0	8	0	0	0	0	1	0	0	1
Surgery Total	48	52	54	47	50	16	13	1	281	10	11	8	9	6	1	4	49
Anatomical Pathology	4	2	3	2	5	0	0	0	16	2	2	4	2	3	0	0	13
Forensic Pathology	0	0	0	0	0	0	0	0	0	0	0	0	0	0	1	0	1
Hematological Pathology	0	0	0	1	0	0	0	0	1	2	1	1	0	0	0	0	4
Medical Microbiology	0	1	0	0	1	0	0	0	2	0	0	0	1	0	0	0	1
Neuropathology	1	0	0	1	0	0	0	0	2	0	0	0	0	0	0	0	0
Laboratory Medicine Total	5	3	3	4	6	0	0	0	21	4	3	5	3	3	1	0	19
Areas of Focused Competence	0	0	0	0	0	0	0	0	0	0	0	0	0	0	0	0	0
Clinician Investigator	0	7	21	18	15	3	1	0	65	0	0	6	1	2	0	0	9
Palliative Medicine	0	0	0	0	0	0	0	0	0	0	0	0	0	2	0	0	2
Special Program Total	0	7	21	18	15	3	1	0	65	0	0	6	1	4	0	0	11
Grand Total	342	349	275	237	237	51	27	2	1520	73	80	51	48	45	9	4	310

SOURCE: Ontario Postgraduate Registry, November 2017
Ontario Physician Human Resources Data Centre
Prepared December 2017

Note: Re-entry, Repatriation and International Medical Graduate (IMG) trainees are included in these tables - see Part 3 for details



Table 1.50 Postgraduate Medical Trainees at the University of Toronto by Program, Pool and Level of Training - All Funding Groups

Toronto	POOL C							TOTAL	POOL D		POOL E		TOTALS			
	PGY-1	PGY-2	PGY-3	PGY-4	PGY-5	PGY-6	PGY-7		FELLOW	TOTAL	FELLOW	TOTAL	PGY-1 only	All PGYs	All Fellows	GRAND TOTAL
	Family Medicine	1	2	4	0	0	0		0	7	11	11	0	0	167	374
F.M./ Emergency Medicine	0	0	0	0	0	0	0	0	0	0	0	0	0	7	0	7
Family Medicine Total	1	2	4	0	0	0	0	7	11	11	0	0	167	381	11	392
Anesthesiology	1	2	2	1	0	0	0	6	42	42	60	60	19	99	102	201
Clinical Pharmacology & Toxicology	0	0	0	0	0	1	0	1	1	1	0	0	0	3	1	4
Critical Care Medicine	0	0	0	0	0	0	0	0	8	8	33	33	0	14	41	55
Diagnostic Radiology	2	0	1	0	0	0	0	3	31	31	31	31	10	60	62	122
Emergency Medicine	0	0	0	0	0	0	0	0	0	0	0	0	10	51	0	51
Medical Genetics	0	0	0	1	0	0	0	1	1	1	7	7	2	11	8	19
Neuroradiology	0	0	0	0	0	0	0	0	1	1	8	8	0	5	9	14
Nuclear Medicine	0	0	0	0	0	0	0	0	0	0	0	0	0	2	0	2
Physical Medicine & Rehab.	0	0	0	0	0	0	0	0	3	3	3	3	3	21	6	27
Psychiatry	1	1	2	0	1	0	0	5	17	17	27	27	34	185	44	229
Public Health & Preventive Medicine	0	0	0	0	0	0	0	0	0	0	0	0	3	13	0	13
Radiation Oncology	0	1	0	1	2	4	0	4	8	8	15	15	4	21	23	44
Other Specialty Total	4	4	5	3	3	1	0	20	112	112	184	184	85	485	296	781
Internal Medicine	4	4	4	0	0	0	0	12	0	0	0	0	68	232	0	232
Cardiology	0	0	0	2	1	1	0	4	29	29	33	33	0	31	62	93
Clinical Immunology & Allergy	0	0	0	0	0	0	0	0	0	0	0	0	0	3	0	3
Dermatology	0	0	0	0	0	0	0	0	6	6	10	10	5	30	16	46
Endocrinology & Metabolism	0	0	0	0	1	0	0	1	4	4	3	3	0	7	7	14
Gastroenterology	0	0	0	1	0	0	0	1	12	12	13	13	0	11	25	36
General Internal Medicine	0	0	0	0	0	0	0	0	15	15	3	3	0	11	18	29
Geriatric Medicine	0	0	0	0	0	0	0	0	0	0	0	0	0	13	0	13
Hematology	0	0	0	0	1	0	0	1	14	14	25	25	0	8	39	47
Infectious Diseases	0	0	0	0	0	0	0	0	4	4	14	14	0	8	18	26
Medical Oncology	0	0	0	0	0	0	0	0	18	18	23	23	0	11	41	52
Nephrology	0	0	0	0	0	0	0	0	9	9	21	21	0	6	30	36
Neurology	0	0	0	0	0	0	0	0	18	18	20	20	8	36	38	74
Occupational Medicine	0	0	0	0	0	0	0	0	0	0	1	1	0	2	1	3
Respirology	0	0	0	1	1	0	0	2	9	9	12	12	0	10	21	31
Rheumatology	0	0	0	2	4	0	0	2	5	5	11	11	0	9	16	25
Internal Medicine Total	4	4	4	2	4	1	0	23	143	143	189	189	81	428	332	760
Pediatrics	2	2	2	0	0	0	0	6	10	10	4	4	23	76	14	90
Adolescent Medicine	0	0	0	0	0	0	0	0	0	0	1	1	0	5	1	6
Cardiology - Pediatric	0	0	0	0	0	0	0	0	4	4	19	19	0	4	23	27
Clinical Immunology & Allergy - Pediatric	0	0	0	0	0	0	0	0	1	1	2	2	0	4	3	7
Clinical Pharmacology & Toxicology - Pediatric	0	0	0	0	0	0	0	0	1	1	0	0	0	0	1	1
Critical Care Medicine - Pediatric	0	0	0	0	0	0	0	0	1	1	19	19	0	5	20	25
Developmental Pediatrics	0	0	0	0	0	0	0	0	0	0	1	1	0	4	1	5
Emergency Medicine - Pediatric	0	0	0	0	0	0	0	0	5	5	8	8	0	9	13	22
Endocrinology & Metabolism - Pediatric	0	0	0	0	0	0	0	0	0	0	3	3	0	3	3	6
Gastroenterology - Pediatric	0	0	0	0	0	0	0	0	4	4	10	10	0	0	14	14
Hematology / Oncology - Pediatric	0	0	0	0	1	0	0	1	7	7	25	25	0	11	32	43
Infectious Diseases - Pediatric	0	0	0	0	1	0	0	1	3	3	5	5	0	3	8	11
Neonatal-Perinatal Medicine	0	0	0	1	0	0	0	1	8	8	28	28	0	7	36	43
Nephrology - Pediatric	0	0	0	0	0	0	0	0	1	1	6	6	0	4	7	11
Neurology - Pediatric	1	1	2	0	0	0	0	4	4	4	13	13	4	12	17	29
Radiology - Pediatric	0	0	0	0	0	0	0	0	5	5	15	15	0	0	20	20
Respirology - Pediatric	0	0	0	0	0	0	0	0	3	3	6	6	0	3	9	12
Rheumatology - Pediatric	0	0	0	0	0	0	0	0	1	1	3	3	0	3	4	7
Pediatrics Total	3	3	4	1	2	0	0	13	58	58	168	168	27	153	226	379
General Surgery	1	0	1	1	0	0	0	3	16	16	5	5	15	72	21	93
Cardiac Surgery	0	1	1	0	1	0	0	3	7	7	16	16	0	8	23	31
Colorectal Surgery	0	0	0	0	0	0	0	0	0	0	1	1	0	5	1	6
General Surgical Oncology	0	0	0	0	0	0	0	0	1	1	0	0	0	7	1	8
Gynecologic Oncology	0	0	0	0	0	0	0	0	2	2	2	2	0	3	4	7
Gyn Reprod Endocrinology & Infertility	0	0	0	0	0	0	0	0	0	0	0	0	0	3	0	3
Maternal Fetal Medicine	0	0	0	0	0	0	1	1	3	3	10	10	0	9	13	22
Neurosurgery	0	0	1	0	1	0	0	2	5	5	15	15	5	23	20	43
Obstetrics & Gynecology	1	0	0	0	0	0	0	1	17	17	14	14	13	61	31	92
Ophthalmology	2	1	1	2	1	0	0	7	14	14	20	20	6	32	34	66
Orthopedic Surgery	2	0	0	0	0	0	0	2	38	38	31	31	11	46	69	115
Otolaryngology - Head & Neck Surgery	1	0	0	0	0	0	0	1	12	12	9	9	5	26	21	47
Pediatric General Surgery	0	0	0	0	0	0	0	0	0	0	3	3	0	2	3	5
Plastic Surgery	1	2	0	0	0	0	0	3	8	8	9	9	5	22	17	39
Thoracic Surgery	0	0	0	0	0	0	0	0	1	1	23	23	0	4	24	28
Urology	0	0	0	0	0	0	0	0	12	12	13	13	4	21	25	46
Vascular Surgery	2	1	0	1	1	0	0	5	1	1	3	3	4	14	4	18
Surgery Total	10	5	4	4	4	0	1	28	137	137	174	174	68	358	311	669
Anatomical Pathology	0	0	0	0	0	0	0	0	12	12	17	17	6	29	29	58
Forensic Pathology	0	0	0	0	0	0	0	0	0	0	1	1	0	1	1	2
Hematological Pathology	1	0	0	0	0	0	0	1	1	1	1	1	3	6	2	8
Medical Microbiology	0	0	0	0	0	0	0	0	0	0	1	1	0	3	1	4
Neuropathology	0	0	0	0	0	0	0	0	0	0	1	1	1	2	1	3
Laboratory Medicine Total	1	0	0	0	0	0	0	1	13	13	21	21	10	41	34	75
Areas of Focused Competence	0	0	0	0	0	0	0	0	5	5	1	1	0	0	6	6
Clinician Investigator	0	0	0	0	1	0	0	1	3	3	0	0	0	75	3	78
Palliative Medicine	0	0	0	0	0	0	0	0	0	0	0	0	0	2	0	2
Special Program Total	0	0	0	0	1	0	0	1	8	8	1	1	0	77	9	86
Grand Total	23	18	21	14	14	2	1	93	482	482	737	737	438	1923	1219	3142

SOURCE: Ontario Postgraduate Registry, November 2017
 Ontario Physician Human Resources Data Centre
 Prepared December 2017

Note: Re-entry, Repatriation and International Medical Graduate (IMG) trainees are included in these tables - see Part 3 for details

Table 1.51 Postgraduate Medical Trainees at the University of Toronto by Program, Pool and Level of Training - Funded by CEB

Toronto	POOL A								TOTAL
	PGY-1	PGY-2	PGY-3	PGY-4	PGY-5	PGY-6	PGY-7	PGY-8	
Family Medicine	141	140	29	0	0	0	0	0	310
F.M./ Emergency Medicine	0	0	7	0	0	0	0	0	7
Family Medicine Total	141	140	36	0	0	0	0	0	317
Anesthesiology	14	14	13	15	17	1	2	0	76
Clinical Pharmacology & Toxicology	0	0	0	0	2	0	0	0	2
Critical Care Medicine	0	0	0	1	2	2	6	1	12
Diagnostic Radiology	7	8	10	10	11	0	0	0	46
Emergency Medicine	7	7	7	7	9	0	0	0	37
Medical Genetics	1	1	1	1	1	0	0	0	5
Neuroradiology	0	0	0	0	0	3	2	0	5
Nuclear Medicine	0	0	0	0	0	0	2	0	2
Physical Medicine & Rehab.	3	3	5	3	3	0	0	0	17
Psychiatry	29	31	34	27	27	10	0	0	158
Public Health & Preventive Medicine	3	2	1	3	3	0	0	0	12
Radiation Oncology	4	3	2	4	4	0	0	0	17
Other Specialty Total	68	69	73	71	79	16	12	1	389
Internal Medicine	52	56	54	8	0	0	0	0	170
Cardiology	0	0	0	9	7	7	0	0	23
Clinical Immunology & Allergy	0	0	0	0	3	0	0	0	3
Dermatology	4	4	6	7	5	0	0	0	26
Endocrinology & Metabolism	0	0	0	2	3	0	0	0	5
Gastroenterology	0	0	0	5	4	0	0	0	9
General Internal Medicine	0	0	0	4	7	0	0	0	11
Geriatric Medicine	0	0	0	4	4	0	0	0	8
Hematology	0	0	0	3	4	0	0	0	7
Infectious Diseases	0	0	0	3	4	0	0	0	7
Medical Oncology	0	0	0	5	5	0	0	0	10
Nephrology	0	0	0	2	4	0	0	0	6
Neurology	5	4	5	5	5	0	0	0	24
Occupational Medicine	0	0	0	0	1	0	0	0	1
Respirology	0	0	0	4	2	0	0	0	6
Rheumatology	0	0	0	4	1	0	0	0	5
Internal Medicine Total	61	64	65	65	59	7	0	0	321
Pediatrics	17	14	18	7	0	0	0	0	56
Adolescent Medicine	0	0	0	2	1	0	0	0	3
Cardiology - Pediatric	0	0	0	0	0	0	0	0	0
Clinical Immunology & Allergy - Pediatric	0	0	0	1	2	0	0	0	3
Critical Care Medicine - Pediatric	0	0	0	0	2	2	0	0	4
Developmental Pediatrics	0	0	0	0	1	0	0	0	1
Emergency Medicine - Pediatric	0	0	0	3	1	0	0	0	4
Endocrinology & Metabolism - Pediatric	0	0	0	1	2	0	0	0	3
Hematology / Oncology - Pediatric	0	0	0	1	2	4	0	0	7
Infectious Diseases - Pediatric	0	0	0	2	0	0	0	0	2
Neonatal-Perinatal Medicine	0	0	0	0	2	0	0	0	2
Nephrology - Pediatric	0	0	0	1	1	0	0	0	2
Neurology - Pediatric	2	0	1	1	0	0	0	0	4
Respirology - Pediatric	0	0	0	1	1	0	0	0	2
Rheumatology - Pediatric	0	0	0	2	1	0	0	0	3
Pediatrics Total	19	14	19	22	16	6	0	0	96
General Surgery	11	10	9	7	17	0	0	0	54
Cardiac Surgery	0	1	1	1	1	1	0	0	5
Colorectal Surgery	0	0	0	0	0	2	3	0	5
General Surgical Oncology	0	0	0	0	0	3	1	1	5
Gynecologic Oncology	0	0	0	0	0	0	2	0	2
Gyn Reprod Endocrinology & Infertility	0	0	0	0	0	2	1	0	3
Maternal Fetal Medicine	0	0	0	0	0	3	4	0	7
Neurosurgery	4	4	4	0	2	2	0	0	16
Obstetrics & Gynecology	10	11	13	11	7	0	0	0	52
Ophthalmology	3	4	4	5	4	0	0	0	20
Orthopedic Surgery	7	7	6	7	8	0	0	0	35
Otolaryngology - Head & Neck Surgery	4	5	6	4	5	0	0	0	24
Pediatric General Surgery	0	0	0	0	0	1	1	0	2
Plastic Surgery	4	4	4	4	2	0	0	0	18
Thoracic Surgery	0	0	0	0	0	2	1	0	3
Urology	3	4	4	5	2	0	0	0	18
Vascular Surgery	2	2	2	0	2	0	0	0	8
Surgery Total	48	52	53	44	50	16	13	1	277
Anatomical Pathology	4	2	3	2	5	0	0	0	16
Forensic Pathology	0	0	0	0	0	0	0	0	0
Hematological Pathology	0	0	0	1	0	0	0	0	1
Medical Microbiology	0	1	0	0	1	0	0	0	2
Neuropathology	1	0	0	1	0	0	0	0	2
Laboratory Medicine Total	5	3	3	4	6	0	0	0	21
Clinician Investigator	0	3	10	6	8	1	0	0	28
Palliative Medicine	0	0	0	0	0	0	0	0	0
Special Program Total	0	3	10	6	8	1	0	0	28
Grand Total	342	345	259	212	218	46	25	2	1449

SOURCE: Ontario Postgraduate Registry, November 2017
 Ontario Physician Human Resources Data Centre
 Prepared December 2017

Note: Re-entry, Repatriation and International Medical Graduate (IMG) trainees are included in these tables - see Part 3 for detail

Table 1.51 Postgraduate Medical Trainees at the University of Toronto by Program, Pool and Level of Training - Funded by CEB

Toronto	POOL B								TOTALS			
	PGY-1	PGY-2	PGY-3	PGY-4	PGY-5	PGY-6	PGY-7	TOTAL	PGY-1	All	All	GRAND TOTAL
									only	PGYs	Fellows	
Family Medicine	25	28	0	0	0	0	0	53	166	363	0	363
F.M./ Emergency Medicine	0	0	0	0	0	0	0	0	0	7	0	7
Family Medicine Total	25	28	0	0	0	0	0	53	166	370	0	370
Anesthesiology	4	5	1	3	3	1	0	17	18	93	0	93
Clinical Pharmacology & Toxicology	0	0	0	0	0	0	0	0	0	2	0	2
Critical Care Medicine	0	0	0	0	1	0	0	1	0	13	0	13
Diagnostic Radiology	1	3	3	2	2	0	0	11	8	57	0	57
Emergency Medicine	3	3	3	3	2	0	0	14	10	51	0	51
Medical Genetics	1	1	1	0	1	0	0	4	2	9	0	9
Neuroradiology	0	0	0	0	0	0	0	0	0	5	0	5
Nuclear Medicine	0	0	0	0	0	0	0	0	0	2	0	2
Physical Medicine & Rehab.	0	1	1	0	2	0	0	4	3	21	0	21
Psychiatry	4	4	3	6	3	1	0	21	33	179	0	179
Public Health & Preventive Medicine	0	0	0	0	0	0	0	0	3	12	0	12
Radiation Oncology	0	0	0	0	0	0	0	0	4	17	0	17
Other Specialty Total	13	17	12	14	14	2	0	72	81	461	0	461
Internal Medicine	11	10	13	9	0	0	0	43	63	213	0	213
Cardiology	0	0	0	0	1	3	0	4	0	27	0	27
Clinical Immunology & Allergy	0	0	0	0	0	0	0	0	0	3	0	3
Dermatology	1	1	0	1	1	0	0	4	5	30	0	30
Endocrinology & Metabolism	0	0	0	0	1	0	0	1	0	6	0	6
Gastroenterology	0	0	0	1	0	0	0	1	0	10	0	10
General Internal Medicine	0	0	0	0	0	0	0	0	0	11	0	11
Geriatric Medicine	0	0	0	1	3	0	0	4	0	12	0	12
Hematology	0	0	0	0	0	0	0	0	0	7	0	7
Infectious Diseases	0	0	0	0	0	0	0	0	0	7	0	7
Medical Oncology	0	0	0	0	1	0	0	1	0	11	0	11
Nephrology	0	0	0	0	0	0	0	0	0	6	0	6
Neurology	3	3	2	2	2	0	0	12	8	36	0	36
Occupational Medicine	0	0	0	0	0	1	0	1	0	2	0	2
Respirology	0	0	0	0	2	0	0	2	0	8	0	8
Rheumatology	0	0	0	2	0	0	0	2	0	7	0	7
Internal Medicine Total	15	14	15	16	11	4	0	75	76	396	0	396
Pediatrics	4	5	4	1	0	0	0	14	21	70	0	70
Adolescent Medicine	0	0	0	0	1	0	0	1	0	4	0	4
Cardiology - Pediatric	0	0	0	0	1	0	0	1	0	1	0	1
Clinical Immunology & Allergy - Pediatric	0	0	0	1	0	0	0	1	0	4	0	4
Critical Care Medicine - Pediatric	0	0	0	0	0	0	0	0	0	4	0	4
Developmental Pediatrics	0	0	0	1	0	0	0	1	0	2	0	2
Emergency Medicine - Pediatric	0	0	0	0	2	0	0	2	0	6	0	6
Endocrinology & Metabolism - Pediatric	0	0	0	0	0	0	0	0	0	3	0	3
Hematology / Oncology - Pediatric	0	0	0	0	0	0	0	0	0	7	0	7
Infectious Diseases - Pediatric	0	0	0	0	0	0	0	0	0	2	0	2
Neonatal-Perinatal Medicine	0	0	0	0	0	0	0	0	0	2	0	2
Nephrology - Pediatric	0	0	0	1	0	0	0	1	0	3	0	3
Neurology - Pediatric	1	1	1	0	1	0	0	4	3	8	0	8
Respirology - Pediatric	0	0	0	0	0	0	0	0	0	2	0	2
Rheumatology - Pediatric	0	0	0	0	0	0	0	0	0	3	0	3
Pediatrics Total	5	6	5	4	5	0	0	25	24	121	0	121
General Surgery	3	4	2	4	2	0	0	15	14	69	0	69
Cardiac Surgery	0	0	0	0	0	0	0	0	0	5	0	5
Colorectal Surgery	0	0	0	0	0	0	0	0	0	5	0	5
General Surgical Oncology	0	0	0	0	0	0	2	2	0	7	0	7
Gynecologic Oncology	0	0	0	0	0	1	0	1	0	3	0	3
Gyn Reprod Endocrinology & Infertility	0	0	0	0	0	0	0	0	0	3	0	3
Maternal Fetal Medicine	0	0	0	0	0	0	1	1	0	8	0	8
Neurosurgery	1	0	0	1	0	0	0	2	5	18	0	18
Obstetrics & Gynecology	2	2	2	1	0	0	0	7	12	59	0	59
Ophthalmology	1	2	1	0	1	0	0	5	4	25	0	25
Orthopedic Surgery	2	2	2	2	1	0	0	9	9	44	0	44
Otolaryngology - Head & Neck Surgery	0	0	0	0	1	0	0	1	4	25	0	25
Pediatric General Surgery	0	0	0	0	0	0	0	0	0	2	0	2
Plastic Surgery	0	0	0	0	0	0	0	0	4	18	0	18
Thoracic Surgery	0	0	0	0	0	0	1	1	0	4	0	4
Urology	1	1	0	1	0	0	0	3	4	21	0	21
Vascular Surgery	0	0	0	0	1	0	0	1	2	9	0	9
Surgery Total	10	11	7	9	6	1	4	48	58	325	0	325
Anatomical Pathology	2	2	4	2	3	0	0	13	6	29	0	29
Forensic Pathology	0	0	0	0	0	1	0	1	0	1	0	1
Hematological Pathology	2	1	1	0	0	0	0	4	2	5	0	5
Medical Microbiology	0	0	0	1	0	0	0	1	0	3	0	3
Neuropathology	0	0	0	0	0	0	0	0	1	2	0	2
Laboratory Medicine Total	4	3	5	3	3	1	0	19	9	40	0	40
Clinician Investigator	0	0	1	0	2	0	0	3	0	31	0	31
Palliative Medicine	0	0	0	0	2	0	0	2	0	2	0	2
Special Program Total	0	0	1	0	4	0	0	5	0	33	0	33
Grand Total	72	79	45	46	43	8	4	297	414	1746	0	1746

SOURCE: Ontario Postgraduate Registry, November 2017
Ontario Physician Human Resources Data Centre
Prepared December 2017

Note: Re-entry, Repatriation and International Medical Graduate (IMG) trainees are included in these tables - see Part 3 for detail



Table 1.52 Postgraduate Medical Trainees at the University of Toronto by Program, Pool and Level of Training - NOT Funded by CEB

Toronto	POOL A								POOL B						
	PGY-1	PGY-2	PGY-3	PGY-4	PGY-5	PGY-6	PGY-7	TOTAL	PGY-1	PGY-2	PGY-3	PGY-4	PGY-5	PGY-6	TOTAL
	Family Medicine	0	0	4	0	0	0	0	4	0	0	0	0	0	0
Family Medicine Total	0	0	4	0	0	0	0	4	0	0	0	0	0	0	0
Anesthesiology	0	0	0	0	0	0	0	0	0	0	0	0	0	0	0
Clinical Pharmacology & Toxicology	0	0	0	0	0	0	0	0	0	0	0	0	0	0	0
Critical Care Medicine	0	0	0	0	0	0	1	1	0	0	0	0	0	0	0
Diagnostic Radiology	0	0	0	0	0	0	0	0	0	0	0	0	0	0	0
Medical Genetics	0	0	0	0	0	0	0	0	0	1	0	0	0	0	1
Neuroradiology	0	0	0	0	0	0	0	0	0	0	0	0	0	0	0
Physical Medicine & Rehab.	0	0	0	0	0	0	0	0	0	0	0	0	0	0	0
Psychiatry	0	0	0	0	0	0	0	0	0	0	0	0	0	1	1
Public Health & Preventive Medicine	0	0	0	0	1	0	0	1	0	0	0	0	0	0	0
Radiation Oncology	0	0	0	0	0	0	0	0	0	0	0	0	0	0	0
Other Specialty Total	0	0	0	0	1	0	1	2	0	1	0	0	0	1	2
Internal Medicine	0	0	0	5	0	0	0	5	1	0	0	1	0	0	2
Cardiology	0	0	0	0	0	0	0	0	0	0	0	0	0	0	0
Dermatology	0	0	0	0	0	0	0	0	0	0	0	0	0	0	0
Endocrinology & Metabolism	0	0	0	0	0	0	0	0	0	0	0	0	0	0	0
Gastroenterology	0	0	0	0	0	0	0	0	0	0	0	0	0	0	0
General Internal Medicine	0	0	0	0	0	0	0	0	0	0	0	0	0	0	0
Geriatric Medicine	0	0	0	1	0	0	0	1	0	0	0	0	0	0	0
Hematology	0	0	0	0	0	0	0	0	0	0	0	0	0	0	0
Infectious Diseases	0	0	0	0	1	0	0	1	0	0	0	0	0	0	0
Medical Oncology	0	0	0	0	0	0	0	0	0	0	0	0	0	0	0
Nephrology	0	0	0	0	0	0	0	0	0	0	0	0	0	0	0
Neurology	0	0	0	0	0	0	0	0	0	0	0	0	0	0	0
Occupational Medicine	0	0	0	0	0	0	0	0	0	0	0	0	0	0	0
Respirology	0	0	0	0	0	0	0	0	0	0	0	0	0	0	0
Rheumatology	0	0	0	0	0	0	0	0	0	0	0	0	0	0	0
Internal Medicine Total	0	0	0	6	1	0	0	7	1	0	0	1	0	0	2
Pediatrics	0	0	0	0	0	0	0	0	0	0	0	0	0	0	0
Adolescent Medicine	0	0	0	1	0	0	0	1	0	0	0	0	0	0	0
Cardiology - Pediatric	0	0	0	0	2	1	0	3	0	0	0	0	0	0	0
Clinical Immunology & Allergy - Pediatric	0	0	0	0	0	0	0	0	0	0	0	0	0	0	0
Clinical Pharmacology & Toxicology - Pediatric	0	0	0	0	0	0	0	0	0	0	0	0	0	0	0
Critical Care Medicine - Pediatric	0	0	0	0	0	1	0	1	0	0	0	0	0	0	0
Developmental Pediatrics	0	0	0	0	2	0	0	2	0	0	0	0	0	0	0
Emergency Medicine - Pediatric	0	0	0	1	2	0	0	3	0	0	0	0	0	0	0
Endocrinology & Metabolism - Pediatric	0	0	0	0	0	0	0	0	0	0	0	0	0	0	0
Gastroenterology - Pediatric	0	0	0	0	0	0	0	0	0	0	0	0	0	0	0
Hematology / Oncology - Pediatric	0	0	0	1	1	1	0	3	0	0	0	0	0	0	0
Infectious Diseases - Pediatric	0	0	0	0	0	0	0	0	0	0	0	0	0	0	0
Neonatal-Perinatal Medicine	0	0	0	1	2	0	0	3	0	0	0	0	1	0	1
Nephrology - Pediatric	0	0	0	0	1	0	0	1	0	0	0	0	0	0	0
Neurology - Pediatric	0	0	0	0	0	0	0	0	0	0	0	0	0	0	0
Radiology - Pediatric	0	0	0	0	0	0	0	0	0	0	0	0	0	0	0
Respirology - Pediatric	0	0	0	0	0	0	0	0	0	0	0	0	1	0	1
Rheumatology - Pediatric	0	0	0	0	0	0	0	0	0	0	0	0	0	0	0
Pediatrics Total	0	0	0	4	10	3	0	17	0	0	0	0	2	0	2
General Surgery	0	0	0	0	0	0	0	0	0	0	0	0	0	0	0
Cardiac Surgery	0	0	0	0	0	0	0	0	0	0	0	0	0	0	0
Colorectal Surgery	0	0	0	0	0	0	0	0	0	0	0	0	0	0	0
General Surgical Oncology	0	0	0	0	0	0	0	0	0	0	0	0	0	0	0
Gynecologic Oncology	0	0	0	0	0	0	0	0	0	0	0	0	0	0	0
Maternal Fetal Medicine	0	0	0	0	0	0	0	0	0	0	0	0	0	0	0
Neurosurgery	0	0	0	3	0	0	0	3	0	0	0	0	0	0	0
Obstetrics & Gynecology	0	0	0	0	0	0	0	0	0	0	1	0	0	0	1
Ophthalmology	0	0	0	0	0	0	0	0	0	0	0	0	0	0	0
Orthopedic Surgery	0	0	0	0	0	0	0	0	0	0	0	0	0	0	0
Otolaryngology - Head & Neck Surgery	0	0	0	0	0	0	0	0	0	0	0	0	0	0	0
Pediatric General Surgery	0	0	0	0	0	0	0	0	0	0	0	0	0	0	0
Plastic Surgery	0	0	1	0	0	0	0	1	0	0	0	0	0	0	0
Thoracic Surgery	0	0	0	0	0	0	0	0	0	0	0	0	0	0	0
Urology	0	0	0	0	0	0	0	0	0	0	0	0	0	0	0
Vascular Surgery	0	0	0	0	0	0	0	0	0	0	0	0	0	0	0
Surgery Total	0	0	1	3	0	0	0	4	0	0	1	0	0	0	1
Anatomical Pathology	0	0	0	0	0	0	0	0	0	0	0	0	0	0	0
Forensic Pathology	0	0	0	0	0	0	0	0	0	0	0	0	0	0	0
Hematological Pathology	0	0	0	0	0	0	0	0	0	0	0	0	0	0	0
Medical Microbiology	0	0	0	0	0	0	0	0	0	0	0	0	0	0	0
Neuropathology	0	0	0	0	0	0	0	0	0	0	0	0	0	0	0
Laboratory Medicine Total	0	0	0	0	0	0	0	0	0	0	0	0	0	0	0
Areas of Focused Competence	0	0	0	0	0	0	0	0	0	0	0	0	0	0	0
Clinician Investigator	0	4	11	12	7	2	1	37	0	0	5	1	0	0	6
Special Program Total	0	4	11	12	7	2	1	37	0	0	5	1	0	0	6
Grand Total	0	4	16	25	19	5	2	71	1	1	6	2	2	1	13

SOURCE: Ontario Postgraduate Registry, November 2017
Ontario Physician Human Resources Data Centre
Prepared December 2017

Note: Re-entry, Repatriation and International Medical Graduate (IMG) trainees are included in these tables - see Part 3 for details

Table 1.52 Postgraduate Medical Trainees at the University of Toronto by Program, Pool and Level of Training - NOT Funded by CEB

Toronto	POOL C								TOTAL	POOL D		POOL E		TOTALS			GRAND TOTAL
	PGY-1	PGY-2	PGY-3	PGY-4	PGY-5	PGY-6	PGY-7	FELLOW		TOTAL	FELLOW	TOTAL	PGY-1 only	All PGYs	All Fellows		
Family Medicine	1	2	4	0	0	0	0	7	11	11	0	0	1	11	11	22	
Family Medicine Total	1	2	4	0	0	0	0	7	11	11	0	0	1	11	11	22	
Anesthesiology	1	2	2	1	0	0	0	6	42	42	60	60	1	6	102	108	
Clinical Pharmacology & Toxicology	0	0	0	0	0	1	0	1	1	1	0	0	0	1	1	2	
Critical Care Medicine	0	0	0	0	0	0	0	0	8	8	33	33	0	1	41	42	
Diagnostic Radiology	2	0	1	0	0	0	0	3	31	31	31	31	2	3	62	65	
Medical Genetics	0	0	0	1	0	0	0	1	1	1	7	7	0	2	8	10	
Neuroradiology	0	0	0	0	0	0	0	0	1	1	8	8	0	0	9	9	
Physical Medicine & Rehab.	0	0	0	0	0	0	0	0	3	3	3	3	0	0	6	6	
Psychiatry	1	1	2	0	1	0	0	5	17	17	27	27	1	6	44	50	
Public Health & Preventive Medicine	0	0	0	0	0	0	0	0	0	0	0	0	0	1	0	1	
Radiation Oncology	0	1	0	1	2	0	0	4	8	8	15	15	0	4	23	27	
Other Specialty Total	4	4	5	3	3	1	0	20	112	112	184	184	4	24	296	320	
Internal Medicine	4	4	4	0	0	0	0	12	0	0	0	0	5	19	0	19	
Cardiology	0	0	0	2	1	1	0	4	29	29	33	33	0	4	62	66	
Dermatology	0	0	0	0	0	0	0	0	6	6	10	10	0	0	16	16	
Endocrinology & Metabolism	0	0	0	0	1	0	0	1	4	4	3	3	0	1	7	8	
Gastroenterology	0	0	0	1	0	0	0	1	12	12	13	13	0	1	25	26	
General Internal Medicine	0	0	0	0	0	0	0	0	15	15	3	3	0	0	18	18	
Geriatric Medicine	0	0	0	0	0	0	0	0	0	0	0	0	0	1	0	1	
Hematology	0	0	0	0	1	0	0	1	14	14	25	25	0	1	39	40	
Infectious Diseases	0	0	0	0	0	0	0	0	4	4	14	14	0	1	18	19	
Medical Oncology	0	0	0	0	0	0	0	0	18	18	23	23	0	0	41	41	
Nephrology	0	0	0	0	0	0	0	0	9	9	21	21	0	0	30	30	
Neurology	0	0	0	0	0	0	0	0	18	18	20	20	0	0	38	38	
Occupational Medicine	0	0	0	0	0	0	0	0	0	0	1	1	0	0	1	1	
Respirology	0	0	0	1	1	0	0	2	9	9	12	12	0	2	21	23	
Rheumatology	0	0	0	2	0	0	0	2	5	5	11	11	0	2	16	18	
Internal Medicine Total	4	4	4	6	4	1	0	23	143	143	189	189	5	32	332	364	
Pediatrics	2	2	2	0	0	0	0	6	10	10	4	4	2	6	14	20	
Adolescent Medicine	0	0	0	0	0	0	0	0	0	0	1	1	0	1	1	2	
Cardiology - Pediatric	0	0	0	0	0	0	0	0	4	4	19	19	0	3	23	26	
Clinical Immunology & Allergy - Pediatric	0	0	0	0	0	0	0	0	1	1	2	2	0	0	3	3	
Clinical Pharmacology & Toxicology - Pediatric	0	0	0	0	0	0	0	0	1	1	0	0	0	0	1	1	
Critical Care Medicine - Pediatric	0	0	0	0	0	0	0	0	1	1	19	19	0	1	20	21	
Developmental Pediatrics	0	0	0	0	0	0	0	0	0	0	1	1	0	2	1	3	
Emergency Medicine - Pediatric	0	0	0	0	0	0	0	0	5	5	8	8	0	3	13	16	
Endocrinology & Metabolism - Pediatric	0	0	0	0	0	0	0	0	0	0	3	3	0	0	3	3	
Gastroenterology - Pediatric	0	0	0	0	0	0	0	0	4	4	10	10	0	0	14	14	
Hematology / Oncology - Pediatric	0	0	0	0	1	0	0	1	7	7	25	25	0	4	32	36	
Infectious Diseases - Pediatric	0	0	0	0	1	0	0	1	3	3	5	5	0	1	8	9	
Neonatal-Perinatal Medicine	0	0	0	1	0	0	0	1	8	8	28	28	0	5	36	41	
Nephrology - Pediatric	0	0	0	0	0	0	0	0	1	1	6	6	0	1	7	8	
Neurology - Pediatric	1	1	2	0	0	0	0	4	4	4	13	13	1	4	17	21	
Radiology - Pediatric	0	0	0	0	0	0	0	0	5	5	15	15	0	0	20	20	
Respirology - Pediatric	0	0	0	0	0	0	0	0	3	3	6	6	0	1	9	10	
Rheumatology - Pediatric	0	0	0	0	0	0	0	0	1	1	3	3	0	0	4	4	
Pediatrics Total	3	3	4	1	2	0	0	13	58	58	168	168	3	32	226	258	
General Surgery	1	0	1	1	0	0	0	3	16	16	5	5	1	3	21	24	
Cardiac Surgery	0	1	1	0	1	0	0	3	7	7	16	16	0	3	23	26	
Colorectal Surgery	0	0	0	0	0	0	0	0	0	0	1	1	0	0	1	1	
General Surgical Oncology	0	0	0	0	0	0	0	0	1	1	0	0	0	0	1	1	
Gynecologic Oncology	0	0	0	0	0	0	0	0	2	2	2	2	0	0	4	4	
Maternal Fetal Medicine	0	0	0	0	0	0	1	1	3	3	10	10	0	1	13	14	
Neurosurgery	0	0	1	0	1	0	0	2	5	5	15	15	0	5	20	25	
Obstetrics & Gynecology	1	0	0	0	0	0	0	1	17	17	14	14	1	2	31	33	
Ophthalmology	2	1	1	2	1	0	0	7	14	14	20	20	2	7	34	41	
Orthopedic Surgery	2	0	0	0	0	0	0	2	38	38	31	31	2	2	69	71	
Otolaryngology - Head & Neck Surgery	1	0	0	0	0	0	0	1	12	12	9	9	1	1	21	22	
Pediatric General Surgery	0	0	0	0	0	0	0	0	0	0	3	3	0	0	3	3	
Plastic Surgery	1	2	0	0	0	0	0	3	8	8	9	9	1	4	17	21	
Thoracic Surgery	0	0	0	0	0	0	0	0	1	1	23	23	0	0	24	24	
Urology	0	0	0	0	0	0	0	0	12	12	13	13	0	0	25	25	
Vascular Surgery	2	1	0	1	1	0	0	5	1	1	3	3	2	5	4	9	
Surgery Total	10	5	4	4	4	0	1	28	137	137	174	174	10	33	311	344	
Anatomical Pathology	0	0	0	0	0	0	0	0	12	12	17	17	0	0	29	29	
Forensic Pathology	0	0	0	0	0	0	0	0	0	0	1	1	0	0	1	1	
Hematological Pathology	1	0	0	0	0	0	0	1	1	1	1	1	1	1	2	3	
Medical Microbiology	0	0	0	0	0	0	0	0	0	0	1	1	0	0	1	1	
Neuropathology	0	0	0	0	0	0	0	0	0	0	1	1	0	0	1	1	
Laboratory Medicine Total	1	0	0	0	0	0	0	1	13	13	21	21	1	1	34	35	
Areas of Focused Competence	0	0	0	0	0	0	0	0	5	5	1	1	0	0	6	6	
Clinician Investigator	0	0	0	0	1	0	0	1	3	3	0	0	0	44	3	47	
Special Program Total	0	0	0	0	1	0	0	1	8	8	1	1	0	44	9	53	
Grand Total	23	18	21	14	14	2	1	93	482	482	737	737	24	177	1219	1396	

SOURCE: Ontario Postgraduate Registry, November 2017
 Ontario Physician Human Resources Data Centre
 Prepared December 2017

Note: Re-entry, Repatriation and International Medical Graduate (IMG) trainees are included in these tables - see Part 3 for details



Table 1.60 Postgraduate Medical Trainees at Western University by Program, Pool and Level of Training - All Funding Groups

Western	POOL A								POOL B							
								TOTAL								TOTAL
	PGY-1	PGY-2	PGY-3	PGY-4	PGY-5	PGY-6	PGY-7		PGY-1	PGY-2	PGY-3	PGY-4	PGY-5	PGY-6	PGY-7	
Family Medicine	58	62	9	0	0	0	0	129	22	13	3	0	0	0	0	38
F.M./ Emergency Medicine	0	0	9	0	0	0	0	9	0	0	1	0	0	0	0	1
Family Medicine Total	58	62	18	0	0	0	0	138	22	13	4	0	0	0	0	39
Anesthesiology	6	5	6	6	8	0	0	31	1	0	2	1	2	0	0	6
Clinical Pharmacology & Toxicology	0	0	0	0	1	0	0	1	0	0	0	0	1	0	0	1
Critical Care Medicine	0	0	0	3	2	0	1	6	0	0	0	0	1	0	0	1
Diagnostic Radiology	3	4	4	4	5	0	0	20	0	0	0	0	0	0	0	0
Emergency Medicine	4	5	4	5	6	0	0	24	0	0	0	0	0	0	0	0
Neuroradiology	0	0	0	0	0	0	0	0	0	0	0	0	0	0	0	0
Nuclear Medicine	0	1	0	0	0	0	0	1	1	0	0	0	1	0	0	2
Pain Medicine	0	0	0	0	0	1	1	2	0	0	0	0	0	2	0	2
Physical Medicine & Rehab.	1	1	1	2	1	0	0	6	0	0	0	0	0	0	0	0
Psychiatry	6	6	5	5	4	1	0	27	4	5	4	4	3	0	0	20
Radiation Oncology	2	3	1	2	2	0	0	10	0	0	0	0	0	0	0	0
Other Specialty Total	22	25	21	27	29	2	2	128	6	5	6	5	8	2	0	32
Internal Medicine	27	24	29	0	0	0	0	80	9	8	9	1	0	0	0	27
Cardiology	0	0	0	3	1	4	0	8	0	0	0	0	1	2	0	3
Clinical Immunology & Allergy	0	0	0	2	2	0	0	4	0	0	0	0	0	0	0	0
Endocrinology & Metabolism	0	0	0	3	0	0	0	3	0	0	0	1	1	0	0	2
Gastroenterology	0	0	0	1	2	0	0	3	0	0	0	1	1	0	0	2
General Internal Medicine	0	0	0	4	4	0	0	8	0	0	0	1	1	0	0	2
Geriatric Medicine	0	0	0	2	1	0	0	3	0	0	0	0	0	0	0	0
Hematology	0	0	0	2	2	0	0	4	0	0	0	1	0	0	0	1
Infectious Diseases	0	0	0	0	0	0	0	0	0	0	0	0	0	0	0	0
Medical Oncology	0	0	0	1	0	0	0	1	0	0	0	1	3	0	0	4
Nephrology	0	0	0	4	2	0	0	6	0	0	0	0	1	0	0	1
Neurology	2	3	3	3	2	0	0	13	1	1	1	1	2	0	0	6
Respirology	0	0	0	2	2	0	0	4	0	0	0	1	1	0	0	2
Rheumatology	0	0	0	2	3	0	0	5	0	0	0	0	0	0	0	0
Internal Medicine Total	29	27	32	29	21	4	0	142	10	9	10	8	11	2	0	50
Pediatrics	7	9	9	6	0	0	0	31	2	2	3	1	0	0	0	8
Critical Care Medicine - Pediatric	0	0	0	0	0	0	0	0	0	0	0	0	0	0	0	0
Emergency Medicine - Pediatric	0	0	0	0	2	0	0	2	0	0	0	0	1	0	0	1
Neonatal-Perinatal Medicine	0	0	0	0	0	1	0	1	0	0	0	0	0	0	0	0
Pediatrics Total	7	9	9	6	2	1	0	34	2	2	3	1	1	0	0	9
General Surgery	5	6	4	4	6	0	0	25	0	0	0	0	0	0	0	0
Cardiac Surgery	1	1	1	0	1	1	0	5	0	0	0	0	0	0	0	0
Gyn Reprod Endocrinology & Infertility	0	0	0	0	0	1	1	2	0	0	0	0	0	0	1	1
Maternal Fetal Medicine	0	0	0	0	0	0	0	0	0	0	0	0	0	1	0	1
Neurosurgery	2	1	2	2	2	2	0	11	0	0	0	0	0	0	0	0
Obstetrics & Gynecology	6	6	7	5	5	0	0	29	0	0	0	0	1	0	0	1
Ophthalmology	2	2	2	2	2	0	0	10	0	0	0	0	0	0	0	0
Orthopedic Surgery	4	4	4	3	3	0	0	18	1	1	1	1	0	0	0	4
Otolaryngology - Head & Neck Surgery	3	4	3	3	2	0	0	15	0	0	0	0	0	0	0	0
Plastic Surgery	2	2	2	2	3	0	0	11	0	0	0	0	0	0	0	0
Thoracic Surgery	0	0	0	0	0	1	0	1	0	0	0	0	0	0	0	0
Urology	3	3	2	3	3	0	0	14	0	0	0	0	0	0	0	0
Vascular Surgery	0	1	1	1	2	1	0	6	0	0	0	0	0	0	0	0
Surgery Total	28	30	28	25	29	6	1	147	1	1	1	1	1	1	1	7
Anatomical Pathology	2	2	2	1	2	0	0	9	0	0	1	0	0	0	0	1
Neuropathology	0	0	0	1	0	0	0	1	1	0	0	0	0	0	0	1
Laboratory Medicine Total	2	2	2	2	2	0	0	10	1	0	1	0	0	0	0	2
Areas of Focused Competence	0	0	0	0	0	0	0	0	0	0	0	0	0	0	0	0
Clinician Investigator	0	0	0	0	2	1	0	3	0	0	0	0	0	0	0	0
Special Program Total	0	0	0	0	2	1	0	3	0	0	0	0	0	0	0	0
Grand Total	146	155	110	89	85	14	3	602	42	30	25	15	21	5	1	139

SOURCE: Ontario Postgraduate Registry, November 2017
 Ontario Physician Human Resources Data Centre
 Prepared December 2017

Note: Re-entry, Repatriation and International Medical Graduate (IMG) trainees are included in these tables - see Part 3 for details



Table 1.60 Postgraduate Medical Trainees at Western University by Program, Pool and Level of Training - All Funding Groups

<i>Western</i>	POOL C						TOTAL	POOL D		POOL E		TOTALS			
	PGY-1	PGY-2	PGY-3	PGY-4	PGY-5	PGY-6		FELLOW	TOTAL	FELLOW	TOTAL	PGY-1 only	All		GRAND TOTAL
													PGYs	Fellows	
Family Medicine	0	0	0	0	0	0	0	0	0	0	0	80	167	0	167
F.M./ Emergency Medicine	0	0	0	0	0	0	0	0	0	0	0	0	10	0	10
Family Medicine Total	0	0	0	0	0	0	0	0	0	0	0	80	177	0	177
Anesthesiology	1	0	0	0	1	0	2	8	8	9	9	8	39	17	56
Clinical Pharmacology & Toxicology	0	0	0	1	0	0	1	0	0	0	0	0	3	0	3
Critical Care Medicine	0	0	0	0	0	0	0	0	0	4	4	0	7	4	11
Diagnostic Radiology	0	0	0	0	0	0	0	1	1	5	5	3	20	6	26
Emergency Medicine	0	0	0	0	0	0	0	2	2	0	0	4	24	2	26
Neuroradiology	0	0	0	0	0	0	0	1	1	1	1	0	0	2	2
Nuclear Medicine	0	0	0	2	0	0	2	1	1	4	4	1	5	5	10
Pain Medicine	0	0	0	0	0	0	0	0	0	0	0	0	4	0	4
Physical Medicine & Rehab.	0	1	0	0	0	0	1	0	0	0	0	1	7	0	7
Psychiatry	0	1	0	0	0	0	1	1	1	2	2	10	48	3	51
Radiation Oncology	0	0	0	0	0	0	0	0	0	0	0	2	10	0	10
Other Specialty Total	1	2	0	3	1	0	7	14	14	25	25	29	167	39	206
Internal Medicine	5	5	6	0	0	0	16	0	0	0	0	41	123	0	123
Cardiology	0	0	0	0	0	0	0	2	2	4	4	0	11	6	17
Clinical Immunology & Allergy	0	0	0	0	0	0	0	0	0	0	0	0	4	0	4
Endocrinology & Metabolism	0	0	0	0	1	0	1	0	0	1	1	0	6	1	7
Gastroenterology	0	0	0	2	3	0	5	2	2	3	3	0	10	5	15
General Internal Medicine	0	0	0	0	0	0	0	0	0	0	0	0	10	0	10
Geriatric Medicine	0	0	0	0	0	0	0	0	0	0	0	0	3	0	3
Hematology	0	0	0	0	0	0	0	1	1	0	0	0	5	1	6
Infectious Diseases	0	0	0	0	0	0	0	0	0	1	1	0	0	1	1
Medical Oncology	0	0	0	0	0	0	0	0	0	0	0	0	5	0	5
Nephrology	0	0	0	0	2	0	2	2	2	6	6	0	9	8	17
Neurology	0	0	0	0	0	0	0	5	5	10	10	3	19	15	34
Respirology	0	0	0	0	0	0	0	2	2	0	0	0	6	2	8
Rheumatology	0	0	0	0	0	0	0	1	1	1	1	0	5	2	7
Internal Medicine Total	5	5	6	2	6	0	24	15	15	26	26	44	216	41	257
Pediatrics	0	0	0	0	0	0	0	2	2	2	2	9	39	4	43
Critical Care Medicine - Pediatric	0	0	0	0	0	0	0	0	0	1	1	0	0	1	1
Emergency Medicine - Pediatric	0	0	0	0	0	1	1	0	0	0	0	0	4	0	4
Neonatal-Perinatal Medicine	0	0	0	0	0	0	0	0	0	5	5	0	1	5	6
Pediatrics Total	0	0	0	0	0	1	1	2	2	8	8	9	44	10	54
General Surgery	0	0	0	0	0	0	0	6	6	4	4	5	25	10	35
Cardiac Surgery	0	1	1	1	0	1	4	0	0	3	3	1	9	3	12
Gyn Reprod Endocrinology & Infertility	0	0	0	0	0	0	0	0	0	1	1	0	3	1	4
Maternal Fetal Medicine	0	0	0	0	0	0	0	0	0	0	0	0	1	0	1
Neurosurgery	0	0	0	0	0	0	0	0	0	4	4	2	11	4	15
Obstetrics & Gynecology	0	0	0	0	0	0	0	2	2	0	0	6	30	2	32
Ophthalmology	0	0	0	0	0	0	0	0	0	1	1	2	10	1	11
Orthopedic Surgery	0	0	0	0	0	0	0	10	10	10	10	5	22	20	42
Otolaryngology - Head & Neck Surgery	0	0	0	0	0	0	0	0	0	2	2	3	15	2	17
Plastic Surgery	0	0	0	0	0	0	0	0	0	0	0	2	11	0	11
Thoracic Surgery	0	0	0	0	0	0	0	0	0	2	2	0	1	2	3
Urology	0	0	0	0	0	0	0	3	3	3	3	3	14	6	20
Vascular Surgery	0	0	0	0	0	0	0	0	0	0	0	0	6	0	6
Surgery Total	0	1	1	1	0	1	4	21	21	30	30	29	158	51	209
Anatomical Pathology	0	0	0	0	0	0	0	0	0	0	0	2	10	0	10
Neuropathology	0	0	1	0	1	0	2	0	0	1	1	1	4	1	5
Laboratory Medicine Total	0	0	1	0	1	0	2	0	0	1	1	3	14	1	15
Areas of Focused Competence	0	0	0	0	0	0	0	4	4	0	0	0	0	4	4
Clinician Investigator	0	0	0	0	0	0	0	0	0	0	0	0	3	0	3
Special Program Total	0	0	0	0	0	0	0	4	4	0	0	0	3	4	7
Grand Total	6	8	8	6	8	2	38	56	56	90	90	194	779	146	925

SOURCE: Ontario Postgraduate Registry, November 2017
 Ontario Physician Human Resources Data Centre
 Prepared December 2017

Note: Re-entry, Repatriation and International Medical Graduate (IMG) trainees are included in these tables - see Part 3 for details

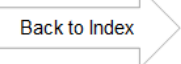


Table 1.61 Postgraduate Medical Trainees at Western University by Program, Pool and Level of Training - Funded by CEB

Western	POOL A							TOTAL
	PGY-1	PGY-2	PGY-3	PGY-4	PGY-5	PGY-6	PGY-7	
Family Medicine	57	61	9	0	0	0	0	127
F.M./ Emergency Medicine	0	0	7	0	0	0	0	7
Family Medicine Total	57	61	16	0	0	0	0	134
Anesthesiology	6	5	6	6	8	0	0	31
Clinical Pharmacology & Toxicology	0	0	0	0	1	0	0	1
Critical Care Medicine	0	0	0	3	2	0	1	6
Diagnostic Radiology	3	4	4	4	5	0	0	20
Emergency Medicine	4	5	4	5	6	0	0	24
Nuclear Medicine	0	1	0	0	0	0	0	1
Pain Medicine	0	0	0	0	0	1	1	2
Physical Medicine & Rehab.	1	1	1	2	1	0	0	6
Psychiatry	6	6	5	5	4	1	0	27
Radiation Oncology	2	3	1	2	2	0	0	10
Other Specialty Total	22	25	21	27	29	2	2	128
Internal Medicine	27	24	29	0	0	0	0	80
Cardiology	0	0	0	3	1	4	0	8
Clinical Immunology & Allergy	0	0	0	2	2	0	0	4
Endocrinology & Metabolism	0	0	0	3	0	0	0	3
Gastroenterology	0	0	0	1	2	0	0	3
General Internal Medicine	0	0	0	4	4	0	0	8
Geriatric Medicine	0	0	0	2	1	0	0	3
Hematology	0	0	0	2	2	0	0	4
Medical Oncology	0	0	0	1	0	0	0	1
Nephrology	0	0	0	4	2	0	0	6
Neurology	2	3	3	3	2	0	0	13
Respirology	0	0	0	2	2	0	0	4
Rheumatology	0	0	0	2	3	0	0	5
Internal Medicine Total	29	27	32	29	21	4	0	142
Pediatrics	7	9	9	6	0	0	0	31
Emergency Medicine - Pediatric	0	0	0	0	2	0	0	2
Pediatrics Total	7	9	9	6	2	0	0	33
General Surgery	5	6	4	3	6	0	0	24
Cardiac Surgery	1	1	1	0	1	1	0	5
Gyn Reprod Endocrinology & Infertility	0	0	0	0	0	1	1	2
Maternal Fetal Medicine	0	0	0	0	0	0	0	0
Neurosurgery	2	1	2	2	2	2	0	11
Obstetrics & Gynecology	6	6	7	5	5	0	0	29
Ophthalmology	2	2	2	2	2	0	0	10
Orthopedic Surgery	4	4	4	3	3	0	0	18
Otolaryngology - Head & Neck Surgery	3	3	3	3	2	0	0	14
Plastic Surgery	2	2	2	2	3	0	0	11
Thoracic Surgery	0	0	0	0	0	1	0	1
Urology	3	3	2	3	3	0	0	14
Vascular Surgery	0	1	1	1	2	1	0	6
Surgery Total	28	29	28	24	29	6	1	145
Anatomical Pathology	2	2	2	1	2	0	0	9
Neuropathology	0	0	0	1	0	0	0	1
Laboratory Medicine Total	2	2	2	2	2	0	0	10
Clinician Investigator	0	0	0	0	1	1	0	2
Special Program Total	0	0	0	0	1	1	0	2
Grand Total	145	153	108	88	84	13	3	594

SOURCE: Ontario Postgraduate Registry, November 2017
 Ontario Physician Human Resources Data Centre
 Prepared December 2017

Note: Re-entry, Repatriation and International Medical Graduate (IMG) trainees are included in these tables - see Part 3 for details

**Table 1.61 Postgraduate Medical Trainees at Western University by Program,
Pool and Level of Training - Funded by CEB**

Western	POOL B								TOTALS			
								TOTAL	PGY-1	All	All	GRAND
	PGY-1	PGY-2	PGY-3	PGY-4	PGY-5	PGY-6	PGY-7		only	PGYs	Fellows	TOTAL
Family Medicine	22	13	3	0	0	0	0	38	79	165	0	165
F.M./ Emergency Medicine	0	0	1	0	0	0	0	1	0	8	0	8
Family Medicine Total	22	13	4	0	0	0	0	39	79	173	0	173
Anesthesiology	1	0	2	1	2	0	0	6	7	37	0	37
Clinical Pharmacology & Toxicology	0	0	0	0	1	0	0	1	0	2	0	2
Critical Care Medicine	0	0	0	0	1	0	0	1	0	7	0	7
Diagnostic Radiology	0	0	0	0	0	0	0	0	3	20	0	20
Emergency Medicine	0	0	0	0	0	0	0	0	4	24	0	24
Nuclear Medicine	1	0	0	0	1	0	0	2	1	3	0	3
Pain Medicine	0	0	0	0	0	2	0	2	0	4	0	4
Physical Medicine & Rehab.	0	0	0	0	0	0	0	0	1	6	0	6
Psychiatry	4	5	4	4	3	0	0	20	10	47	0	47
Radiation Oncology	0	0	0	0	0	0	0	0	2	10	0	10
Other Specialty Total	6	5	6	5	8	2	0	32	28	160	0	160
Internal Medicine	9	8	9	1	0	0	0	27	36	107	0	107
Cardiology	0	0	0	0	1	2	0	3	0	11	0	11
Clinical Immunology & Allergy	0	0	0	0	0	0	0	0	0	4	0	4
Endocrinology & Metabolism	0	0	0	1	1	0	0	2	0	5	0	5
Gastroenterology	0	0	0	1	1	0	0	2	0	5	0	5
General Internal Medicine	0	0	0	1	1	0	0	2	0	10	0	10
Geriatric Medicine	0	0	0	0	0	0	0	0	0	3	0	3
Hematology	0	0	0	1	0	0	0	1	0	5	0	5
Medical Oncology	0	0	0	1	3	0	0	4	0	5	0	5
Nephrology	0	0	0	0	1	0	0	1	0	7	0	7
Neurology	1	1	1	1	2	0	0	6	3	19	0	19
Respirology	0	0	0	1	1	0	0	2	0	6	0	6
Rheumatology	0	0	0	0	0	0	0	0	0	5	0	5
Internal Medicine Total	10	9	10	8	11	2	0	50	39	192	0	192
Pediatrics	2	2	3	1	0	0	0	8	9	39	0	39
Emergency Medicine - Pediatric	0	0	0	0	1	0	0	1	0	3	0	3
Pediatrics Total	2	2	3	1	1	0	0	9	9	42	0	42
General Surgery	0	0	0	0	0	0	0	0	5	24	0	24
Cardiac Surgery	0	0	0	0	0	0	0	0	1	5	0	5
Gyn Reprod Endocrinology & Infertility	0	0	0	0	0	0	1	1	0	3	0	3
Maternal Fetal Medicine	0	0	0	0	0	1	0	1	0	1	0	1
Neurosurgery	0	0	0	0	0	0	0	0	2	11	0	11
Obstetrics & Gynecology	0	0	0	0	1	0	0	1	6	30	0	30
Ophthalmology	0	0	0	0	0	0	0	0	2	10	0	10
Orthopedic Surgery	1	1	1	1	0	0	0	4	5	22	0	22
Otolaryngology - Head & Neck Surgery	0	0	0	0	0	0	0	0	3	14	0	14
Plastic Surgery	0	0	0	0	0	0	0	0	2	11	0	11
Thoracic Surgery	0	0	0	0	0	0	0	0	0	1	0	1
Urology	0	0	0	0	0	0	0	0	3	14	0	14
Vascular Surgery	0	0	0	0	0	0	0	0	0	6	0	6
Surgery Total	1	1	1	1	1	1	1	7	29	152	0	152
Anatomical Pathology	0	0	1	0	0	0	0	1	2	10	0	10
Neuropathology	1	0	0	0	0	0	0	1	1	2	0	2
Laboratory Medicine Total	1	0	1	0	0	0	0	2	3	12	0	12
Clinician Investigator	0	0	0	0	0	0	0	0	0	2	0	2
Special Program Total	0	0	0	0	0	0	0	0	0	2	0	2
Grand Total	42	30	25	15	21	5	1	139	187	733	0	733

SOURCE: Ontario Postgraduate Registry, November 2017
Ontario Physician Human Resources Data Centre
Prepared December 2017

Note: Re-entry, Repatriation and International Medical Graduate (IMG) trainees are included in these tables - see Part 3 for details

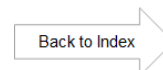


Table 1.62 Postgraduate Medical Trainees at Western University by Program, Pool and Level of Training - NOT Funded by CEB

Western	POOL A							TOTAL	POOL B							TOTAL
	PGY-1	PGY-2	PGY-3	PGY-4	PGY-5	PGY-6	PGY-1		PGY-2	PGY-3	PGY-4	PGY-5	PGY-6	PGY-7		
	Family Medicine	1	1	0	0	0	0		2	0	0	0	0	0	0	
F.M./ Emergency Medicine	0	0	2	0	0	0	2	0	0	0	0	0	0	0		
Family Medicine Total	1	1	2	0	0	0	4	0	0	0	0	0	0	0		
Anesthesiology	0	0	0	0	0	0	0	0	0	0	0	0	0	0		
Clinical Pharmacology & Toxicology	0	0	0	0	0	0	0	0	0	0	0	0	0	0		
Critical Care Medicine	0	0	0	0	0	0	0	0	0	0	0	0	0	0		
Diagnostic Radiology	0	0	0	0	0	0	0	0	0	0	0	0	0	0		
Emergency Medicine	0	0	0	0	0	0	0	0	0	0	0	0	0	0		
Neuroradiology	0	0	0	0	0	0	0	0	0	0	0	0	0	0		
Nuclear Medicine	0	0	0	0	0	0	0	0	0	0	0	0	0	0		
Physical Medicine & Rehab.	0	0	0	0	0	0	0	0	0	0	0	0	0	0		
Psychiatry	0	0	0	0	0	0	0	0	0	0	0	0	0	0		
Other Specialty Total	0	0	0	0	0	0	0	0	0	0	0	0	0	0		
Internal Medicine	0	0	0	0	0	0	0	0	0	0	0	0	0	0		
Cardiology	0	0	0	0	0	0	0	0	0	0	0	0	0	0		
Endocrinology & Metabolism	0	0	0	0	0	0	0	0	0	0	0	0	0	0		
Gastroenterology	0	0	0	0	0	0	0	0	0	0	0	0	0	0		
Hematology	0	0	0	0	0	0	0	0	0	0	0	0	0	0		
Infectious Diseases	0	0	0	0	0	0	0	0	0	0	0	0	0	0		
Nephrology	0	0	0	0	0	0	0	0	0	0	0	0	0	0		
Neurology	0	0	0	0	0	0	0	0	0	0	0	0	0	0		
Respirology	0	0	0	0	0	0	0	0	0	0	0	0	0	0		
Rheumatology	0	0	0	0	0	0	0	0	0	0	0	0	0	0		
Internal Medicine Total	0	0	0	0	0	0	0	0	0	0	0	0	0	0		
Pediatrics	0	0	0	0	0	0	0	0	0	0	0	0	0	0		
Critical Care Medicine - Pediatric	0	0	0	0	0	0	0	0	0	0	0	0	0	0		
Emergency Medicine - Pediatric	0	0	0	0	0	0	0	0	0	0	0	0	0	0		
Neonatal-Perinatal Medicine	0	0	0	0	0	1	1	0	0	0	0	0	0	0		
Pediatrics Total	0	0	0	0	0	1	1	0	0	0	0	0	0	0		
General Surgery	0	0	0	1	0	0	1	0	0	0	0	0	0	0		
Cardiac Surgery	0	0	0	0	0	0	0	0	0	0	0	0	0	0		
Gyn Reprod Endocrinology & Infertility	0	0	0	0	0	0	0	0	0	0	0	0	0	0		
Neurosurgery	0	0	0	0	0	0	0	0	0	0	0	0	0	0		
Obstetrics & Gynecology	0	0	0	0	0	0	0	0	0	0	0	0	0	0		
Ophthalmology	0	0	0	0	0	0	0	0	0	0	0	0	0	0		
Orthopedic Surgery	0	0	0	0	0	0	0	0	0	0	0	0	0	0		
Otolaryngology - Head & Neck Surgery	0	1	0	0	0	0	1	0	0	0	0	0	0	0		
Thoracic Surgery	0	0	0	0	0	0	0	0	0	0	0	0	0	0		
Urology	0	0	0	0	0	0	0	0	0	0	0	0	0	0		
Surgery Total	0	1	0	1	0	0	2	0	0	0	0	0	0	0		
Neuropathology	0	0	0	0	0	0	0	0	0	0	0	0	0	0		
Laboratory Medicine Total	0	0	0	0	0	0	0	0	0	0	0	0	0	0		
Areas of Focused Competence	0	0	0	0	0	0	0	0	0	0	0	0	0	0		
Clinician Investigator	0	0	0	0	1	0	1	0	0	0	0	0	0	0		
Special Program Total	0	0	0	0	1	0	1	0	0	0	0	0	0	0		
Grand Total	1	2	2	1	1	1	8	0	0	0	0	0	0	0		

SOURCE: Ontario Postgraduate Registry, November 2017
 Ontario Physician Human Resources Data Centre
 Prepared December 2017

Note: Re-entry, Repatriation and International Medical Graduate (IMG) trainees are included in these tables - see Part 3 for details



Table 1.62 Postgraduate Medical Trainees at Western University by Program, Pool and Level of Training - NOT Funded by CEB

<i>Western</i>	<i>POOL C</i>							<i>POOL D</i>		<i>POOL E</i>		<i>TOTALS</i>			
	<i>PGY-1</i>	<i>PGY-2</i>	<i>PGY-3</i>	<i>PGY-4</i>	<i>PGY-5</i>	<i>PGY-6</i>	<i>TOTAL</i>	<i>FELLOW</i>	<i>TOTAL</i>	<i>FELLOW</i>	<i>TOTAL</i>	<i>PGY-1 only</i>	<i>All PGYs</i>	<i>All Fellows</i>	<i>GRAND TOTAL</i>
Family Medicine	0	0	0	0	0	0	0	0	0	0	0	1	2	0	2
F.M./ Emergency Medicine	0	0	0	0	0	0	0	0	0	0	0	0	2	0	2
Family Medicine Total	0	0	0	0	0	0	0	0	0	0	0	1	4	0	4
Anesthesiology	1	0	0	0	1	0	2	8	8	9	9	1	2	17	19
Clinical Pharmacology & Toxicology	0	0	0	1	0	0	1	0	0	0	0	0	1	0	1
Critical Care Medicine	0	0	0	0	0	0	0	0	0	4	4	0	0	4	4
Diagnostic Radiology	0	0	0	0	0	0	0	1	1	5	5	0	0	6	6
Emergency Medicine	0	0	0	0	0	0	0	2	2	0	0	0	0	2	2
Neuroradiology	0	0	0	0	0	0	0	1	1	1	1	0	0	2	2
Nuclear Medicine	0	0	0	2	0	0	2	1	1	4	4	0	2	5	7
Physical Medicine & Rehab.	0	1	0	0	0	0	1	0	0	0	0	0	1	0	1
Psychiatry	0	1	0	0	0	0	1	1	1	2	2	0	1	3	4
Other Specialty Total	1	2	0	3	1	0	7	14	14	25	25	1	7	39	46
Internal Medicine	5	5	6	0	0	0	16	0	0	0	0	5	16	0	16
Cardiology	0	0	0	0	0	0	0	2	2	4	4	0	0	6	6
Endocrinology & Metabolism	0	0	0	0	1	0	1	0	0	1	1	0	1	1	2
Gastroenterology	0	0	0	2	3	0	5	2	2	3	3	0	5	5	10
Hematology	0	0	0	0	0	0	0	1	1	0	0	0	0	1	1
Infectious Diseases	0	0	0	0	0	0	0	0	0	1	1	0	0	1	1
Nephrology	0	0	0	0	2	0	2	2	2	6	6	0	2	8	10
Neurology	0	0	0	0	0	0	0	5	5	10	10	0	0	15	15
Respirology	0	0	0	0	0	0	0	2	2	0	0	0	0	2	2
Rheumatology	0	0	0	0	0	0	0	1	1	1	1	0	0	2	2
Internal Medicine Total	5	5	6	2	6	0	24	15	15	26	26	5	24	41	65
Pediatrics	0	0	0	0	0	0	0	2	2	2	2	0	0	4	4
Critical Care Medicine - Pediatric	0	0	0	0	0	0	0	0	0	1	1	0	0	1	1
Emergency Medicine - Pediatric	0	0	0	0	0	1	1	0	0	0	0	0	1	0	1
Neonatal-Perinatal Medicine	0	0	0	0	0	0	0	0	0	5	5	0	1	5	6
Pediatrics Total	0	0	0	0	0	1	1	2	2	8	8	0	2	10	12
General Surgery	0	0	0	0	0	0	0	6	6	4	4	0	1	10	11
Cardiac Surgery	0	1	1	1	0	1	4	0	0	3	3	0	4	3	7
Gyn Reprod Endocrinology & Infertility	0	0	0	0	0	0	0	0	0	1	1	0	0	1	1
Neurosurgery	0	0	0	0	0	0	0	0	0	4	4	0	0	4	4
Obstetrics & Gynecology	0	0	0	0	0	0	0	2	2	0	0	0	0	2	2
Ophthalmology	0	0	0	0	0	0	0	0	0	1	1	0	0	1	1
Orthopedic Surgery	0	0	0	0	0	0	0	10	10	10	10	0	0	20	20
Otolaryngology - Head & Neck Surgery	0	0	0	0	0	0	0	0	0	2	2	0	1	2	3
Thoracic Surgery	0	0	0	0	0	0	0	0	0	2	2	0	0	2	2
Urology	0	0	0	0	0	0	0	3	3	3	3	0	0	6	6
Surgery Total	0	1	1	1	0	1	4	21	21	30	30	0	6	51	57
Neuropathology	0	0	1	0	1	0	2	0	0	1	1	0	2	1	3
Laboratory Medicine Total	0	0	1	0	1	0	2	0	0	1	1	0	2	1	3
Areas of Focused Competence	0	0	0	0	0	0	0	4	4	0	0	0	0	4	4
Clinician Investigator	0	0	0	0	0	0	0	0	0	0	0	0	1	0	1
Special Program Total	0	0	0	0	0	0	0	4	4	0	0	0	1	4	5
Grand Total	6	8	8	6	8	2	38	56	56	90	90	7	46	146	192

SOURCE: Ontario Postgraduate Registry, November 2017
 Ontario Physician Human Resources Data Centre
 Prepared December 2017

Note: Re-entry, Repatriation and International Medical Graduate (IMG) trainees are included in these tables - see Part 3 for details



Table 1.70 Postgraduate Medical Trainees in ONTARIO by Program, Pool, Sex and Source of Funding

ONTARIO	POOL A							POOL B						
	FEMALE			MALE			TOTAL	FEMALE			MALE			TOTAL
	CEB	Not CEB	TOTAL	CEB	Not CEB	TOTAL		CEB	Not CEB	TOTAL	CEB	Not CEB	TOTAL	
Family Medicine	574	11	585	370	14	384	969	101	0	101	75	1	76	177
F.M./ Emergency Medicine	15	1	16	20	3	23	39	0	0	0	4	0	4	4
Family Medicine Total	589	12	601	390	17	407	1008	101	0	101	79	1	80	181
Anesthesiology	83	0	83	124	3	127	210	10	0	10	27	0	27	37
Clinical Pharmacology & Toxicology	1	0	1	2	0	2	3	0	0	0	1	0	1	1
Critical Care Medicine	8	0	8	26	1	27	35	1	0	1	3	0	3	4
Diagnostic Radiology	38	0	38	83	0	83	121	12	0	12	19	0	19	31
Emergency Medicine	52	0	52	89	0	89	141	11	0	11	18	0	18	29
Medical Genetics	5	0	5	3	0	3	8	2	1	3	3	0	3	6
Neuroradiology	0	0	0	5	0	5	5	0	0	0	0	0	0	0
Nuclear Medicine	0	0	0	4	0	4	4	1	0	1	2	0	2	3
Pain Medicine	2	0	2	1	0	1	3	0	0	0	3	0	3	3
Physical Medicine & Rehab.	29	0	29	19	0	19	48	3	0	3	8	0	8	11
Psychiatry	171	1	172	122	1	123	295	58	0	58	29	1	30	88
Public Health & Preventive Medicine	27	1	28	10	0	10	38	1	0	1	7	0	7	8
Radiation Oncology	17	0	17	31	0	31	48	3	0	3	5	0	5	8
Transfusion Medicine	0	0	0	0	0	0	0	0	0	0	0	0	0	0
Other Specialty Total	433	2	435	519	5	524	959	102	1	103	125	1	126	229
Internal Medicine	230	3	233	221	3	224	457	54	1	55	64	1	65	120
Cardiology	18	0	18	33	0	33	51	2	0	2	11	0	11	13
Clinical Immunology & Allergy	6	0	6	5	0	5	11	0	0	0	0	0	0	0
Dermatology	21	0	21	20	0	20	41	3	0	3	2	0	2	5
Endocrinology & Metabolism	12	0	12	3	0	3	15	2	0	2	1	0	1	3
Gastroenterology	8	0	8	15	0	15	23	3	0	3	2	0	2	5
General Internal Medicine	22	0	22	17	0	17	39	2	0	2	3	0	3	5
Geriatric Medicine	10	0	10	6	1	7	17	2	0	2	2	0	2	4
Hematology	15	0	15	7	0	7	22	2	0	2	1	0	1	3
Infectious Diseases	5	0	5	9	1	10	15	0	0	0	1	0	1	1
Medical Oncology	9	0	9	11	0	11	20	4	0	4	4	0	4	8
Nephrology	8	0	8	11	0	11	19	1	0	1	3	0	3	4
Neurology	36	0	36	35	0	35	71	14	0	14	17	0	17	31
Occupational Medicine	0	0	0	1	0	1	1	1	0	1	0	0	0	1
Respirology	6	0	6	17	0	17	23	1	0	1	5	0	5	6
Rheumatology	12	0	12	8	0	8	20	5	0	5	2	0	2	7
Internal Medicine Total	418	3	421	419	5	424	845	96	1	97	118	1	119	216
Pediatrics	129	0	129	48	0	48	177	36	0	36	16	1	17	53
Adolescent Medicine	3	1	4	0	0	0	4	1	0	1	0	0	0	1
Cardiology - Pediatric	0	4	4	0	0	0	4	1	0	1	0	0	0	1
Clinical Immunology & Allergy - Pediatric	4	0	4	1	0	1	5	3	0	3	0	0	0	3
Clinical Pharmacology & Toxicology - Pediatric	0	0	0	0	0	0	0	0	0	0	0	0	0	0
Critical Care Medicine - Pediatric	3	1	4	3	0	3	7	0	0	0	0	0	0	0
Developmental Pediatrics	1	1	2	0	1	1	3	2	0	2	0	0	0	2
Emergency Medicine - Pediatric	10	3	13	0	0	0	13	3	0	3	1	0	1	4
Endocrinology & Metabolism - Pediatric	6	1	7	0	0	0	7	0	0	0	1	0	1	1
Gastroenterology - Pediatric	0	0	0	1	0	1	1	0	0	0	0	0	0	0
Hematology / Oncology - Pediatric	5	3	8	2	0	2	10	3	0	3	0	0	0	3
Infectious Diseases - Pediatric	3	0	3	0	0	0	3	0	0	0	0	0	0	0
Neonatal-Perinatal Medicine	2	4	6	1	0	1	7	2	0	2	0	1	1	3
Nephrology - Pediatric	2	1	3	0	0	0	3	1	0	1	0	0	0	1
Neurology - Pediatric	9	0	9	1	0	1	10	6	0	6	1	0	1	7
Radiology - Pediatric	0	0	0	0	0	0	0	0	0	0	0	0	0	0
Respirology - Pediatric	0	0	0	2	0	2	2	0	1	1	0	0	0	1
Rheumatology - Pediatric	2	0	2	1	0	1	3	0	0	0	0	0	0	0
Pediatrics Total	179	19	198	60	1	61	259	58	1	59	19	2	21	80
General Surgery	87	0	87	85	1	86	173	6	0	6	16	0	16	22
Cardiac Surgery	6	0	6	12	0	12	18	0	0	0	3	0	3	3
Colorectal Surgery	2	0	2	5	0	5	7	0	0	0	0	0	0	0
General Surgical Oncology	4	0	4	2	0	2	6	0	0	0	2	0	2	2
Gynecologic Oncology	2	0	2	1	0	1	3	1	0	1	0	0	0	1
Gyn Reprod Endocrinology & Infertility	7	1	8	2	0	2	10	1	0	1	0	0	0	1
Maternal Fetal Medicine	10	0	10	1	0	1	11	2	0	2	0	0	0	2
Neurosurgery	10	1	11	24	2	26	37	2	1	3	3	0	3	6
Obstetrics & Gynecology	132	0	132	18	0	18	150	12	0	12	7	1	8	20
Ophthalmology	33	0	33	31	0	31	64	2	0	2	5	0	5	7
Orthopedic Surgery	26	0	26	80	1	81	107	4	0	4	27	0	27	31
Otolaryngology - Head & Neck Surgery	20	0	20	36	1	37	57	0	0	0	2	0	2	2
Pediatric General Surgery	2	0	2	2	0	2	4	0	0	0	0	0	0	0
Plastic Surgery	28	1	29	25	0	25	54	0	0	0	1	0	1	1
Thoracic Surgery	4	0	4	3	0	3	7	1	0	1	0	0	0	1
Urology	17	0	17	49	1	50	67	1	0	1	4	0	4	5
Vascular Surgery	10	1	11	16	0	16	27	0	0	0	3	0	3	3
Surgery Total	400	4	404	392	6	398	802	32	1	33	73	1	74	107
General Pathology	1	0	1	0	0	0	1	6	0	6	4	0	4	10
Anatomical Pathology	22	0	22	26	0	26	48	20	0	20	10	0	10	30
Forensic Pathology	0	0	0	1	0	1	1	0	0	0	1	0	1	1
Hematological Pathology	1	0	1	0	0	0	1	3	0	3	3	0	3	6
Medical Biochemistry	1	0	1	0	0	0	1	1	0	1	1	0	1	2
Medical Microbiology	1	0	1	3	0	3	4	2	0	2	3	0	3	5
Neuropathology	0	0	0	3	0	3	3	0	0	0	1	0	1	1
Laboratory Medicine Total	26	0	26	33	0	33	59	32	0	32	23	0	23	55
Areas of Focused Competence	0	0	0	0	0	0	0	0	0	0	0	0	0	0
Clinician Investigator	17	14	31	24	29	53	84	0	3	3	3	3	6	9
Palliative Medicine	3	0	3	1	0	1	4	2	0	2	1	1	2	4
Special Program Total	20	14	34	25	29	54	88	2	3	5	4	4	8	13
Grand Total	2065	54	2119	1838	63	1901	4020	423	7	430	441	10	451	881

SOURCE: Ontario Postgraduate Registry, November 2017
 Ontario Physician Human Resources Data Centre
 Prepared December 2017

Note: Re-entry, Repatriation and International Medical Graduate (IMG) trainees are included in these tables - see Part 3 for details

Table 1.70 Postgraduate Medical Trainees in ONTARIO by Program, Pool, Sex and Source of Funding

ONTARIO	POOL C			POOL D			POOL E			TOTALS		
	FEMALE	MALE	TOTAL	FEMALE	MALE	TOTAL	FEMALE	MALE	TOTAL	FEMALE	MALE	GRAND TOTAL
	Not CEB	Not CEB		Not CEB	Not CEB		Not CEB	Not CEB				
Family Medicine	3	4	7	8	4	12	0	1	1	697	469	1166
F.M./ Emergency Medicine	0	0	0	0	0	0	0	0	0	16	0	16
Family Medicine Total	3	4	7	8	4	12	0	1	1	713	0	713
Anesthesiology	5	6	11	22	42	64	35	40	75	155	35	190
Clinical Pharmacology & Toxicology	1	1	2	1	0	1	0	0	0	3	0	3
Critical Care Medicine	0	1	1	4	4	8	15	30	45	28	15	43
Diagnostic Radiology	0	5	5	17	28	45	14	38	52	81	14	95
Emergency Medicine	0	5	5	3	2	5	1	4	5	67	7	74
Medical Genetics	0	1	1	1	1	2	7	0	7	16	7	23
Neuroradiology	0	0	0	1	1	2	7	6	13	8	7	15
Nuclear Medicine	3	0	3	0	1	1	2	5	7	6	2	8
Pain Medicine	0	0	0	0	0	0	0	0	0	2	0	2
Physical Medicine & Rehab.	1	0	1	1	3	4	1	2	3	35	1	36
Psychiatry	4	4	8	11	7	18	22	19	41	267	22	289
Public Health & Preventive Medicine	0	0	0	0	0	0	0	0	0	29	0	29
Radiation Oncology	4	6	10	6	4	10	5	10	15	35	5	40
Transfusion Medicine	0	0	0	1	0	1	0	0	0	1	0	1
Other Specialty Total	18	29	47	68	93	161	109	154	263	733	109	842
Internal Medicine	16	34	50	0	0	0	0	1	1	304	0	304
Cardiology	0	9	9	22	20	42	19	43	62	61	19	80
Clinical Immunology & Allergy	0	0	0	1	0	1	0	0	0	7	0	7
Dermatology	0	0	0	6	2	8	9	2	11	39	9	48
Endocrinology & Metabolism	2	0	2	4	1	5	5	4	9	25	5	30
Gastroenterology	2	6	8	6	14	20	12	20	32	31	12	43
General Internal Medicine	0	1	1	9	6	15	3	1	4	36	3	39
Geriatric Medicine	0	0	0	0	0	0	0	2	2	12	0	12
Hematology	0	2	2	10	9	19	17	18	35	44	17	61
Infectious Diseases	0	0	0	2	2	4	8	11	19	15	8	23
Medical Oncology	2	2	4	10	10	20	10	19	29	35	10	45
Nephrology	1	1	2	5	10	15	12	28	40	27	12	39
Neurology	0	0	0	14	14	28	20	20	40	84	20	104
Occupational Medicine	0	0	0	0	0	0	1	0	1	2	1	3
Respirology	1	3	4	9	7	16	11	7	18	28	11	39
Rheumatology	0	2	2	3	4	7	6	9	15	26	6	32
Internal Medicine Total	24	60	84	101	99	200	133	185	318	776	133	909
Pediatrics	3	9	12	11	2	13	9	9	18	188	1	189
Adolescent Medicine	0	0	0	0	0	0	1	0	1	6	9	15
Cardiology - Pediatric	0	0	0	0	4	4	9	10	19	14	2	16
Clinical Immunology & Allergy - Pediatric	0	0	0	1	0	1	2	0	2	10	0	10
Clinical Pharmacology & Toxicology - Pediatric	0	0	0	0	1	1	0	0	0	14	0	14
Critical Care Medicine - Pediatric	0	0	0	1	2	3	14	9	23	19	1	20
Developmental Pediatrics	0	0	0	1	0	1	1	0	1	6	5	11
Emergency Medicine - Pediatric	0	1	1	5	0	5	5	3	8	26	2	28
Endocrinology & Metabolism - Pediatric	0	0	0	1	0	1	2	3	5	10	7	17
Gastroenterology - Pediatric	0	0	0	4	0	4	7	4	11	11	13	24
Hematology / Oncology - Pediatric	1	0	1	4	3	7	13	14	27	29	2	31
Infectious Diseases - Pediatric	0	1	1	3	0	3	2	4	6	8	22	30
Neonatal-Perinatal Medicine	1	0	1	8	11	19	22	26	48	39	4	43
Nephrology - Pediatric	0	0	0	1	0	1	4	4	8	9	9	18
Neurology - Pediatric	3	1	4	2	2	4	9	5	14	29	13	42
Radiology - Pediatric	0	0	0	1	4	5	13	6	19	14	5	19
Respirology - Pediatric	0	0	0	1	2	3	5	1	6	7	3	10
Rheumatology - Pediatric	0	0	0	1	0	1	3	0	3	6	121	127
Pediatrics Total	8	12	20	45	31	76	121	98	219	0	0	0
General Surgery	2	5	7	13	17	30	0	17	17	108	1	109
Cardiac Surgery	1	10	11	2	5	7	1	19	20	10	0	10
Colorectal Surgery	0	0	0	0	0	0	0	1	1	2	0	2
General Surgical Oncology	0	0	0	0	1	1	0	0	0	4	1	5
Gynecologic Oncology	0	0	0	2	1	3	1	1	2	6	1	7
Gyn Reprod Endocrinology & Infertility	0	0	0	0	0	0	1	0	1	10	6	16
Maternal Fetal Medicine	2	0	2	3	1	4	6	7	13	23	2	25
Neurosurgery	3	9	12	0	8	8	2	25	27	19	12	31
Obstetrics & Gynecology	1	1	2	19	6	25	12	4	16	176	11	187
Ophthalmology	4	3	7	4	12	16	11	16	27	54	1	55
Orthopedic Surgery	0	8	8	10	55	65	1	53	54	41	3	44
Otolaryngology - Head & Neck Surgery	1	1	2	2	10	12	3	9	12	26	3	29
Pediatric General Surgery	0	1	1	0	1	1	3	1	4	5	2	7
Plastic Surgery	1	3	4	5	3	8	2	7	9	37	5	42
Thoracic Surgery	0	0	0	1	0	1	5	23	28	11	2	13
Urology	0	0	0	3	14	17	2	19	21	23	1	24
Vascular Surgery	0	5	5	1	0	1	1	2	3	13	51	64
Surgery Total	15	46	61	65	134	199	51	204	255	0	0	0
General Pathology	0	0	0	0	0	0	0	0	0	7	14	21
Anatomical Pathology	0	0	0	10	3	13	14	3	17	66	0	66
Forensic Pathology	0	0	0	0	0	0	0	1	1	0	1	1
Hematological Pathology	1	0	1	1	0	1	1	0	1	7	0	7
Medical Biochemistry	0	0	0	0	0	0	0	0	0	2	1	3
Medical Microbiology	0	0	0	0	0	0	1	1	2	4	1	5
Neuropathology	2	0	2	0	0	0	1	1	2	3	17	20
Laboratory Medicine Total	3	0	3	11	3	14	17	6	23	0	4	4
Areas of Focused Competence	0	0	0	5	10	15	4	5	9	9	0	9
Clinician Investigator	0	1	1	8	2	10	0	0	0	42	0	42
Palliative Medicine	0	0	0	0	1	1	0	0	0	5	4	9
Special Program Total	0	1	1	13	13	26	4	5	9	56	81	137
Grand Total	71	152	223	311	377	688	435	653	1088	3366	3534	6900

SOURCE: Ontario Postgraduate Registry, November 2017
 Ontario Physician Human Resources Data Centre
 Prepared December 2017

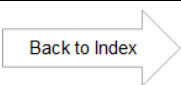
Note: Re-entry, Repatriation and International Medical Graduate (IMG) trainees are included in these tables - see Part 3 for details

Table 1.71 Postgraduate Medical Trainees at McMaster University by Program, Pool, Sex and Source of Funding

<i>McMaster</i>	POOL A						POOL B							
	FEMALE			MALE			TOTAL	FEMALE			MALE			TOTAL
	CEB	Not CEB	TOTAL	CEB	Not CEB	TOTAL		CEB	Not CEB	TOTAL	CEB	Not CEB	TOTAL	
Family Medicine	119	0	119	67	1	68	187	25	0	25	9	1	10	35
F.M./ Emergency Medicine	0	0	0	3	0	3	3	0	0	0	1	0	1	1
Family Medicine Total	119	0	119	70	1	71	190	25	0	25	10	1	11	36
Anesthesiology	12	0	12	19	0	19	31	0	0	0	6	0	6	6
Critical Care Medicine	3	0	3	4	0	4	7	0	0	0	0	0	0	0
Diagnostic Radiology	11	0	11	15	0	15	26	4	0	4	0	0	0	4
Emergency Medicine	14	0	14	13	0	13	27	3	0	3	2	0	2	5
Neuroradiology	0	0	0	0	0	0	0	0	0	0	0	0	0	0
Pain Medicine	0	0	0	0	0	0	0	0	0	0	1	0	1	1
Physical Medicine & Rehab.	9	0	9	3	0	3	12	1	0	1	4	0	4	5
Psychiatry	24	0	24	17	0	17	41	8	0	8	3	0	3	11
Public Health & Preventive Medicine	0	0	0	0	0	0	0	0	0	0	1	0	1	1
Radiation Oncology	5	0	5	5	0	5	10	1	0	1	2	0	2	3
Transfusion Medicine	0	0	0	0	0	0	0	0	0	0	0	0	0	0
Other Specialty Total	78	0	78	76	0	76	154	17	0	17	19	0	19	36
Internal Medicine	42	0	42	33	0	33	75	5	0	5	8	0	8	13
Cardiology	1	0	1	5	0	5	6	0	0	0	4	0	4	4
Clinical Immunology & Allergy	1	0	1	3	0	3	4	0	0	0	0	0	0	0
Dermatology	1	0	1	1	0	1	2	0	0	0	0	0	0	0
Endocrinology & Metabolism	3	0	3	0	0	0	3	0	0	0	0	0	0	0
Gastroenterology	2	0	2	2	0	2	4	0	0	0	0	0	0	0
General Internal Medicine	1	0	1	5	0	5	6	0	0	0	1	0	1	1
Geriatric Medicine	1	0	1	2	0	2	3	0	0	0	0	0	0	0
Hematology	3	0	3	2	0	2	5	0	0	0	0	0	0	0
Infectious Diseases	2	0	2	1	0	1	3	0	0	0	1	0	1	1
Medical Oncology	2	0	2	1	0	1	3	0	0	0	0	0	0	0
Nephrology	0	0	0	3	0	3	3	0	0	0	0	0	0	0
Neurology	5	0	5	4	0	4	9	5	0	5	2	0	2	7
Respirology	1	0	1	3	0	3	4	0	0	0	2	0	2	2
Rheumatology	3	0	3	1	0	1	4	1	0	1	0	0	0	1
Internal Medicine Total	68	0	68	66	0	66	134	11	0	11	18	0	18	29
Pediatrics	24	0	24	8	0	8	32	13	0	13	3	1	4	17
Clinical Immunology & Allergy - Pediatric	1	0	1	1	0	1	2	2	0	2	0	0	0	2
Critical Care Medicine - Pediatric	0	0	0	0	0	0	0	0	0	0	0	0	0	0
Developmental Pediatrics	0	0	0	0	0	0	0	1	0	1	0	0	0	1
Endocrinology & Metabolism - Pediatric	1	0	1	0	0	0	1	0	0	0	0	0	0	0
Gastroenterology - Pediatric	0	0	0	1	0	1	1	0	0	0	0	0	0	0
Hematology / Oncology - Pediatric	0	0	0	0	0	0	0	3	0	3	0	0	0	3
Neonatal-Perinatal Medicine	0	0	0	0	0	0	0	1	0	1	0	0	0	1
Neurology - Pediatric	3	0	3	0	0	0	3	2	0	2	0	0	0	2
Pediatrics Total	29	0	29	10	0	10	39	22	0	22	3	1	4	26
General Surgery	27	0	27	12	0	12	39	0	0	0	0	0	0	0
Cardiac Surgery	1	0	1	2	0	2	3	0	0	0	1	0	1	1
Gyn Reprod Endocrinology & Infertility	0	0	0	1	0	1	1	0	0	0	0	0	0	0
Maternal Fetal Medicine	2	0	2	0	0	0	2	0	0	0	0	0	0	0
Neurosurgery	0	0	0	2	0	2	2	2	1	3	0	0	0	3
Obstetrics & Gynecology	24	0	24	7	0	7	31	4	0	4	0	0	0	4
Ophthalmology	5	0	5	2	0	2	7	0	0	0	0	0	0	0
Orthopedic Surgery	1	0	1	17	0	17	18	0	0	0	7	0	7	7
Otolaryngology - Head & Neck Surgery	3	0	3	6	0	6	9	0	0	0	0	0	0	0
Pediatric General Surgery	0	0	0	1	0	1	1	0	0	0	0	0	0	0
Plastic Surgery	6	0	6	9	0	9	15	0	0	0	0	0	0	0
Thoracic Surgery	1	0	1	0	0	0	1	0	0	0	0	0	0	0
Urology	2	0	2	11	1	12	14	0	0	0	0	0	0	0
Vascular Surgery	1	0	1	7	0	7	8	0	0	0	0	0	0	0
Surgery Total	73	0	73	77	1	78	151	6	1	7	8	0	8	15
General Pathology	1	0	1	0	0	0	1	6	0	6	4	0	4	10
Anatomical Pathology	3	0	3	4	0	4	7	3	0	3	1	0	1	4
Forensic Pathology	0	0	0	1	0	1	1	0	0	0	0	0	0	0
Medical Biochemistry	1	0	1	0	0	0	1	1	0	1	1	0	1	2
Medical Microbiology	0	0	0	1	0	1	1	1	0	1	1	0	1	2
Laboratory Medicine Total	5	0	5	6	0	6	11	11	0	11	7	0	7	18
Clinician Investigator	0	0	0	0	0	0	0	0	0	0	0	0	0	0
Special Program Total	0	0	0	0	0	0	0	0	0	0	0	0	0	0
Grand Total	372	0	372	305	2	307	679	92	1	93	65	2	67	160

SOURCE: Ontario Postgraduate Registry, November 2017
 Ontario Physician Human Resources Data Centre
 Prepared December 2017

Note: Re-entry, Repatriation and International Medical Graduate (IMG) trainees are included in these tables - see Part 3 for details



**Table 1.71 Postgraduate Medical Trainees at McMaster University by Program,
Pool, Sex and Source of Funding**

McMaster	POOL C			POOL D			POOL E			TOTALS		
	FEMALE	MALE	TOTAL	FEMALE	MALE	TOTAL	FEMALE	MALE	TOTAL	FEMALE	MALE	GRAND TOTAL
	<i>Not CEB</i>	<i>Not CEB</i>		<i>Not CEB</i>	<i>Not CEB</i>		<i>Not CEB</i>	<i>Not CEB</i>		<i>Not CEB</i>		
Family Medicine	0	0	0	1	0	1	0	0	0	145	78	223
F.M./ Emergency Medicine	0	0	0	0	0	0	0	0	0	0	4	4
Family Medicine Total	0	0	0	1	0	1	0	0	0	145	82	227
Anesthesiology	0	2	2	1	1	2	1	1	2	14	29	43
Critical Care Medicine	0	1	1	0	0	0	0	5	5	3	10	13
Diagnostic Radiology	0	2	2	2	3	5	0	4	4	17	24	41
Emergency Medicine	0	5	5	0	0	0	0	1	1	17	21	38
Neuroradiology	0	0	0	0	0	0	0	1	1	0	1	1
Pain Medicine	0	0	0	0	0	0	0	0	0	0	1	1
Physical Medicine & Rehab.	0	0	0	0	0	0	0	0	0	10	7	17
Psychiatry	0	1	1	0	0	0	2	3	5	34	24	58
Public Health & Preventive Medicine	0	0	0	0	0	0	0	0	0	0	1	1
Radiation Oncology	0	1	1	1	1	2	0	0	0	7	9	16
Transfusion Medicine	0	0	0	1	0	1	0	0	0	1	0	1
Other Specialty Total	0	12	12	5	5	10	3	15	18	103	127	230
Internal Medicine	2	14	16	0	0	0	0	1	1	49	56	105
Cardiology	0	2	2	2	3	5	3	11	14	6	25	31
Clinical Immunology & Allergy	0	0	0	1	0	1	0	0	0	2	3	5
Dermatology	0	0	0	2	0	2	1	0	1	4	1	5
Endocrinology & Metabolism	0	0	0	1	0	1	1	1	2	5	1	6
Gastroenterology	0	0	0	0	2	2	5	9	14	7	13	20
General Internal Medicine	0	1	1	0	0	0	1	0	1	2	7	9
Geriatric Medicine	0	0	0	0	0	0	0	2	2	1	4	5
Hematology	0	0	0	0	2	2	0	4	4	3	8	11
Infectious Diseases	0	0	0	0	0	0	1	2	3	3	4	7
Medical Oncology	2	2	4	2	0	2	0	3	3	6	6	12
Nephrology	0	0	0	0	2	2	4	3	7	4	8	12
Neurology	0	0	0	3	2	5	2	5	7	15	13	28
Respirology	0	2	2	0	1	1	2	0	2	3	8	11
Rheumatology	0	0	0	1	0	1	0	0	0	5	1	6
Internal Medicine Total	4	21	25	12	12	24	20	41	61	115	158	273
Pediatrics	2	2	4	0	0	0	6	4	10	45	18	63
Clinical Immunology & Allergy - Pediatric	0	0	0	0	0	0	0	0	0	3	1	4
Critical Care Medicine - Pediatric	0	0	0	0	0	0	2	1	3	2	1	3
Developmental Pediatrics	0	0	0	1	0	1	0	0	0	2	0	2
Endocrinology & Metabolism - Pediatric	0	0	0	0	0	0	2	0	2	3	0	3
Gastroenterology - Pediatric	0	0	0	0	0	0	0	1	1	0	2	2
Hematology / Oncology - Pediatric	0	0	0	0	0	0	1	0	1	4	0	4
Neonatal-Perinatal Medicine	0	0	0	2	6	8	4	8	12	7	14	21
Neurology - Pediatric	0	0	0	0	0	0	0	0	0	5	0	5
Pediatrics Total	2	2	4	3	6	9	15	14	29	71	36	107
General Surgery	1	2	3	2	3	5	0	8	8	30	25	55
Cardiac Surgery	0	3	3	0	0	0	0	0	0	1	6	7
Gyn Reprod Endocrinology & Infertility	0	0	0	0	0	0	0	0	0	0	1	1
Maternal Fetal Medicine	0	0	0	0	0	0	0	0	0	2	0	2
Neurosurgery	2	3	5	0	1	1	0	1	1	5	7	12
Obstetrics & Gynecology	1	0	1	2	0	2	1	0	1	32	7	39
Ophthalmology	0	0	0	0	1	1	0	0	0	5	3	8
Orthopedic Surgery	0	0	0	0	6	6	0	2	2	1	32	33
Otolaryngology - Head & Neck Surgery	0	0	0	0	0	0	0	0	0	3	6	9
Pediatric General Surgery	0	1	1	0	0	0	1	0	1	1	2	3
Plastic Surgery	0	1	1	0	0	0	0	0	0	6	10	16
Thoracic Surgery	0	0	0	0	0	0	1	1	2	2	1	3
Urology	0	0	0	0	1	1	0	4	4	2	17	19
Vascular Surgery	0	0	0	0	0	0	0	0	0	1	7	8
Surgery Total	4	10	14	4	12	16	3	16	19	91	124	215
General Pathology	0	0	0	0	0	0	0	0	0	7	4	11
Anatomical Pathology	0	0	0	1	0	1	0	0	0	7	5	12
Forensic Pathology	0	0	0	0	0	0	0	0	0	0	1	1
Medical Biochemistry	0	0	0	0	0	0	0	0	0	2	1	3
Medical Microbiology	0	0	0	0	0	0	1	0	1	2	2	4
Laboratory Medicine Total	0	0	0	1	0	1	1	0	1	18	13	31
Clinician Investigator	0	0	0	6	1	7	0	0	0	6	1	7
Special Program Total	0	0	0	6	1	7	0	0	0	6	1	7
Grand Total	10	45	55	32	36	68	42	86	128	549	541	1090

SOURCE: Ontario Postgraduate Registry, November 2017
 Ontario Physician Human Resources Data Centre
 Prepared December 2017

Note: Re-entry, Repatriation and International Medical Graduate (IMG) trainees are included in these tables - see Part 3 for details

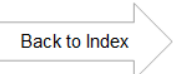


Table 1.72 Postgraduate Medical Trainees at the Northern Ontario School of Medicine by Program, Pool, Sex and Source of Funding

NOSM	POOL A						POOL B							
	FEMALE			MALE			TOTAL	FEMALE			MALE			TOTAL
	CEB	Not CEB	TOTAL	CEB	Not CEB	TOTAL		CEB	Not CEB	TOTAL	CEB	Not CEB	TOTAL	
Family Medicine	51	3	54	23	2	25	79	4	0	4	3	0	3	7
F.M./ Emergency Medicine	2	0	2	4	0	4	6	0	0	0	1	0	1	1
Family Medicine Total	53	3	56	27	2	29	85	4	0	4	4	0	4	8
Anesthesiology	2	0	2	7	0	7	9	0	0	0	0	0	0	0
Psychiatry	5	0	5	1	0	1	6	2	0	2	3	0	3	5
Public Health & Preventive Medicine	3	0	3	1	0	1	4	0	0	0	4	0	4	4
Other Specialty Total	10	0	10	9	0	9	19	2	0	2	7	0	7	9
Internal Medicine	7	0	7	4	0	4	11	3	0	3	4	0	4	7
Internal Medicine Total	7	0	7	4	0	4	11	3	0	3	4	0	4	7
Pediatrics	5	0	5	2	0	2	7	2	0	2	1	0	1	3
Pediatrics Total	5	0	5	2	0	2	7	2	0	2	1	0	1	3
General Surgery	5	0	5	5	0	5	10	0	0	0	0	0	0	0
Orthopedic Surgery	2	0	2	1	0	1	3	1	0	1	3	0	3	4
Surgery Total	7	0	7	6	0	6	13	1	0	1	3	0	3	4
Grand Total	82	3	85	48	2	50	135	12	0	12	19	0	19	31

	POOL C			POOL D			POOL E			TOTALS		
	FEMALE		TOTAL	FEMALE		TOTAL	FEMALE		TOTAL	FEMALE		GRAND TOTAL
	Not CEB	Not CEB		Not CEB	Not CEB		Not CEB	Not CEB		Not CEB		
Family Medicine	0	0	0	0	0	0	0	0	0	58	28	86
F.M./ Emergency Medicine	0	0	0	0	0	0	0	0	0	2	5	7
Family Medicine Total	0	0	0	0	0	0	0	0	0	60	33	93
Anesthesiology	0	0	0	0	0	0	0	0	0	2	7	9
Psychiatry	0	0	0	0	0	0	0	0	0	7	4	11
Public Health & Preventive Medicine	0	0	0	0	0	0	0	0	0	3	5	8
Other Specialty Total	0	0	0	0	0	0	0	0	0	12	16	28
Internal Medicine	0	0	0	0	0	0	0	0	0	10	8	18
Internal Medicine Total	0	0	0	0	0	0	0	0	0	10	8	18
Pediatrics	0	0	0	0	0	0	0	0	0	7	3	10
Pediatrics Total	0	0	0	0	0	0	0	0	0	7	3	10
General Surgery	0	0	0	0	0	0	0	0	0	5	5	10
Orthopedic Surgery	0	0	0	0	0	0	0	0	0	3	4	7
Surgery Total	0	0	0	0	0	0	0	0	0	8	9	17
Grand Total	0	0	0	0	0	0	0	0	0	97	69	166

SOURCE: Ontario Postgraduate Registry, November 2017
 Ontario Physician Human Resources Data Centre
 Prepared December 2017

Note: Re-entry, Repatriation and International Medical Graduate (IMG) trainees are included in these tables - see Part 3 for details

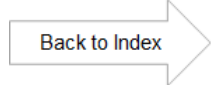


Table 1.73 Postgraduate Medical Trainees at the University of Ottawa by Program, Pool, Sex and Source of Funding

Ottawa	POOL A						POOL B							
	FEMALE			MALE			TOTAL	FEMALE			MALE			TOTAL
	CEB	Not CEB	TOTAL	CEB	Not CEB	TOTAL		CEB	Not CEB	TOTAL	CEB	Not CEB	TOTAL	
Family Medicine	81	0	81	47	1	48	129	11	0	11	11	0	11	22
F.M./ Emergency Medicine	3	0	3	2	2	4	7	0	0	0	0	0	0	0
Family Medicine Total	84	0	84	49	3	52	136	11	0	11	11	0	11	22
Anesthesiology	20	0	20	20	3	23	43	3	0	3	5	0	5	8
Critical Care Medicine	0	0	0	3	0	3	3	1	0	1	0	0	0	1
Diagnostic Radiology	8	0	8	8	0	8	16	3	0	3	10	0	10	13
Emergency Medicine	13	0	13	23	0	23	36	4	0	4	6	0	6	10
Medical Genetics	3	0	3	0	0	0	3	1	0	1	0	0	0	1
Neuroradiology	0	0	0	0	0	0	0	0	0	0	0	0	0	0
Nuclear Medicine	0	0	0	1	0	1	1	0	0	0	1	0	1	1
Pain Medicine	1	0	1	0	0	0	1	0	0	0	0	0	0	0
Physical Medicine & Rehab.	5	0	5	3	0	3	8	1	0	1	1	0	1	2
Psychiatry	30	1	31	18	0	18	49	11	0	11	3	0	3	14
Public Health & Preventive Medicine	9	0	9	2	0	2	11	1	0	1	1	0	1	2
Radiation Oncology	2	0	2	3	0	3	5	1	0	1	3	0	3	4
Other Specialty Total	91	1	92	81	3	84	176	26	0	26	30	0	30	56
Internal Medicine	31	0	31	38	0	38	69	7	0	7	11	0	11	18
Cardiology	3	0	3	6	0	6	9	0	0	0	1	0	1	1
Dermatology	6	0	6	7	0	7	13	0	0	0	1	0	1	1
Endocrinology & Metabolism	4	0	4	0	0	0	4	0	0	0	0	0	0	0
Gastroenterology	2	0	2	2	0	2	4	1	0	1	0	0	0	1
General Internal Medicine	6	0	6	1	0	1	7	0	0	0	0	0	0	0
Geriatric Medicine	1	0	1	1	0	1	2	0	0	0	0	0	0	0
Hematology	2	0	2	2	0	2	4	0	0	0	0	0	0	0
Infectious Diseases	2	0	2	2	0	2	4	0	0	0	0	0	0	0
Medical Oncology	2	0	2	0	0	0	2	2	0	2	1	0	1	3
Nephrology	1	0	1	1	0	1	2	0	0	0	2	0	2	2
Neurology	13	0	13	3	0	3	16	2	0	2	2	0	2	4
Respirology	0	0	0	4	0	4	4	0	0	0	0	0	0	0
Rheumatology	3	0	3	0	0	0	3	0	0	0	1	0	1	1
Internal Medicine Total	76	0	76	67	0	67	143	12	0	12	19	0	19	31
Pediatrics	26	0	26	10	0	10	36	6	0	6	2	0	2	8
Cardiology - Pediatric	0	1	1	0	0	0	1	0	0	0	0	0	0	0
Critical Care Medicine - Pediatric	1	0	1	1	0	1	2	0	0	0	0	0	0	0
Emergency Medicine - Pediatric	4	0	4	0	0	0	4	1	0	1	0	0	0	1
Endocrinology & Metabolism - Pediatric	2	1	3	0	0	0	3	0	0	0	1	0	1	1
Hematology / Oncology - Pediatric	0	0	0	0	0	0	0	0	0	0	0	0	0	0
Infectious Diseases - Pediatric	1	0	1	0	0	0	1	0	0	0	0	0	0	0
Neonatal-Perinatal Medicine	1	0	1	0	0	0	1	1	0	1	0	0	0	1
Nephrology - Pediatric	0	0	0	0	0	0	0	0	0	0	0	0	0	0
Neurology - Pediatric	2	0	2	1	0	1	3	0	0	0	1	0	1	1
Radiology - Pediatric	0	0	0	0	0	0	0	0	0	0	0	0	0	0
Pediatrics Total	37	2	39	12	0	12	51	8	0	8	4	0	4	12
General Surgery	15	0	15	13	0	13	28	0	0	0	5	0	5	5
Cardiac Surgery	3	0	3	2	0	2	5	0	0	0	2	0	2	2
Colorectal Surgery	0	0	0	2	0	2	2	0	0	0	0	0	0	0
General Surgical Oncology	1	0	1	0	0	0	1	0	0	0	0	0	0	0
Gynecologic Oncology	0	0	0	1	0	1	1	0	0	0	0	0	0	0
Gyn Reprod Endocrinology & Infertility	3	1	4	0	0	0	4	0	0	0	0	0	0	0
Maternal Fetal Medicine	2	0	2	0	0	0	2	0	0	0	0	0	0	0
Neurosurgery	3	0	3	2	0	2	5	0	0	0	1	0	1	1
Obstetrics & Gynecology	24	0	24	1	0	1	25	3	0	3	3	0	3	6
Ophthalmology	9	0	9	6	0	6	15	1	0	1	1	0	1	2
Orthopedic Surgery	7	0	7	16	1	17	24	1	0	1	5	0	5	6
Otolaryngology - Head & Neck Surgery	4	0	4	5	0	5	9	0	0	0	1	0	1	1
Pediatric General Surgery	0	0	0	1	0	1	1	0	0	0	0	0	0	0
Plastic Surgery	3	0	3	6	0	6	9	0	0	0	1	0	1	1
Thoracic Surgery	1	0	1	1	0	1	2	0	0	0	0	0	0	0
Urology	2	0	2	14	0	14	16	0	0	0	2	0	2	2
Vascular Surgery	3	1	4	1	0	1	5	0	0	0	2	0	2	2
Surgery Total	80	2	82	71	1	72	154	5	0	5	23	0	23	28
Anatomical Pathology	5	0	5	5	0	5	10	4	0	4	1	0	1	5
Hematological Pathology	0	0	0	0	0	0	0	1	0	1	1	0	1	2
Medical Microbiology	0	0	0	1	0	1	1	1	0	1	1	0	1	2
Laboratory Medicine Total	5	0	5	6	0	6	11	6	0	6	3	0	3	9
Areas of Focused Competence	0	0	0	0	0	0	0	0	0	0	0	0	0	0
Clinician Investigator	4	1	5	3	1	4	9	0	0	0	0	0	0	0
Palliative Medicine	3	0	3	1	0	1	4	0	0	0	0	1	1	1
Special Program Total	7	1	8	4	1	5	13	0	0	0	0	1	1	1
Grand Total	380	6	386	290	8	298	684	68	0	68	90	1	91	159

SOURCE: Ontario Postgraduate Registry, November 2017
Ontario Physician Human Resources Data Centre
Prepared December 2017

Note: Re-entry, Repatriation and International Medical Graduate (IMG) trainees are included in these tables - see Part 3 for details



Table 1.73 Postgraduate Medical Trainees at the University of Ottawa by Program, Pool, Sex and Source of Funding

<i>Ottawa</i>	<i>POOL C</i>			<i>POOL D</i>			<i>POOL E</i>			<i>TOTALS</i>		
	<i>FEMALE</i>	<i>MALE</i>	<i>TOTAL</i>	<i>FEMALE</i>	<i>MALE</i>	<i>TOTAL</i>	<i>FEMALE</i>	<i>MALE</i>	<i>TOTAL</i>	<i>FEMALE</i>	<i>MALE</i>	<i>GRAND TOTAL</i>
	<i>Not CEB</i>	<i>Not CEB</i>		<i>Not CEB</i>	<i>Not CEB</i>		<i>Not CEB</i>	<i>Not CEB</i>		<i>Not CEB</i>		
Family Medicine	0	0	0	0	0	0	0	1	1	92	60	152
F.M./ Emergency Medicine	0	0	0	0	0	0	0	0	0	3	4	7
Family Medicine Total	0	0	0	0	0	0	0	1	1	95	64	159
Anesthesiology	1	0	1	5	6	11	1	2	3	30	36	66
Critical Care Medicine	0	0	0	0	0	0	0	1	1	1	4	5
Diagnostic Radiology	0	0	0	5	3	8	3	9	12	19	30	49
Emergency Medicine	0	0	0	1	1	2	1	3	4	19	33	52
Medical Genetics	0	0	0	1	0	1	0	0	0	5	0	5
Neuroradiology	0	0	0	0	0	0	2	1	3	2	1	3
Nuclear Medicine	1	0	1	0	0	0	0	3	3	1	5	6
Pain Medicine	0	0	0	0	0	0	0	0	0	1	0	1
Physical Medicine & Rehab.	0	0	0	1	0	1	0	0	0	7	4	11
Psychiatry	0	0	0	0	0	0	0	1	1	42	22	64
Public Health & Preventive Medicine	0	0	0	0	0	0	0	0	0	10	3	13
Radiation Oncology	3	1	4	0	0	0	0	0	0	6	7	13
Other Specialty Total	5	1	6	13	10	23	7	20	27	143	145	288
Internal Medicine	2	0	2	0	0	0	0	0	0	40	49	89
Cardiology	0	2	2	1	3	4	3	6	9	7	18	25
Dermatology	0	0	0	0	0	0	0	0	0	6	8	14
Endocrinology & Metabolism	0	0	0	0	0	0	1	2	3	5	2	7
Gastroenterology	0	1	1	0	2	2	1	1	2	4	6	10
General Internal Medicine	0	0	0	0	0	0	0	0	0	6	1	7
Geriatric Medicine	0	0	0	0	0	0	0	0	0	1	1	2
Hematology	0	1	1	2	0	2	3	2	5	7	5	12
Infectious Diseases	0	0	0	0	0	0	0	1	1	2	3	5
Medical Oncology	0	0	0	0	0	0	0	2	2	4	3	7
Nephrology	0	0	0	1	1	2	0	3	3	2	7	9
Neurology	0	0	0	0	0	0	1	2	3	16	7	23
Respirology	0	0	0	0	2	2	0	0	0	0	6	6
Rheumatology	0	0	0	0	0	0	2	1	3	5	2	7
Internal Medicine Total	2	4	6	4	8	12	11	20	31	105	118	223
Pediatrics	0	1	1	1	0	1	1	0	1	34	13	47
Cardiology - Pediatric	0	0	0	0	0	0	0	0	0	1	0	1
Critical Care Medicine - Pediatric	0	0	0	1	1	2	0	0	0	2	2	4
Emergency Medicine - Pediatric	0	0	0	0	0	0	0	0	0	5	0	5
Endocrinology & Metabolism - Pediatric	0	0	0	1	0	1	0	0	0	4	1	5
Hematology / Oncology - Pediatric	0	0	0	0	0	0	0	1	1	0	1	1
Infectious Diseases - Pediatric	0	0	0	0	0	0	0	1	1	1	1	2
Neonatal-Perinatal Medicine	0	0	0	2	1	3	0	3	3	4	4	8
Nephrology - Pediatric	0	0	0	0	0	0	1	1	2	1	1	2
Neurology - Pediatric	0	0	0	0	0	0	0	1	1	2	3	5
Radiology - Pediatric	0	0	0	0	0	0	3	1	4	3	1	4
Pediatrics Total	0	1	1	5	2	7	5	8	13	57	27	84
General Surgery	0	0	0	2	1	3	0	0	0	17	19	36
Cardiac Surgery	0	1	1	0	0	0	0	1	1	3	6	9
Colorectal Surgery	0	0	0	0	0	0	0	0	0	0	2	2
General Surgical Oncology	0	0	0	0	0	0	0	0	0	1	0	1
Gynecologic Oncology	0	0	0	1	0	1	0	0	0	1	1	2
Gyn Reprod Endocrinology & Infertility	0	0	0	0	0	0	0	0	0	4	0	4
Maternal Fetal Medicine	1	0	1	1	0	1	1	2	3	5	2	7
Neurosurgery	0	5	5	0	1	1	0	7	7	3	16	19
Obstetrics & Gynecology	0	0	0	2	1	3	1	0	1	30	5	35
Ophthalmology	0	0	0	0	0	0	1	4	5	11	11	22
Orthopedic Surgery	0	2	2	3	3	6	0	8	8	11	35	46
Otolaryngology - Head & Neck Surgery	0	1	1	0	0	0	0	1	1	4	8	12
Pediatric General Surgery	0	0	0	0	1	1	0	0	0	0	2	2
Plastic Surgery	0	0	0	0	0	0	0	0	0	3	7	10
Thoracic Surgery	0	0	0	0	0	0	0	1	1	1	2	3
Urology	0	0	0	0	1	1	0	1	1	2	18	20
Vascular Surgery	0	0	0	0	0	0	0	0	0	4	3	7
Surgery Total	1	9	10	9	8	17	3	25	28	100	137	237
Anatomical Pathology	0	0	0	0	0	0	0	0	0	9	6	15
Hematological Pathology	0	0	0	0	0	0	0	0	0	1	1	2
Medical Microbiology	0	0	0	0	0	0	0	0	0	1	2	3
Laboratory Medicine Total	0	0	0	0	0	0	0	0	0	11	9	20
Areas of Focused Competence	0	0	0	1	5	6	3	5	8	4	10	14
Clinician Investigator	0	0	0	0	0	0	0	0	0	5	4	9
Palliative Medicine	0	0	0	0	0	0	0	0	0	3	2	5
Special Program Total	0	0	0	1	5	6	3	5	8	12	16	28
Grand Total	8	15	23	32	33	65	29	79	108	523	516	1039

SOURCE: Ontario Postgraduate Registry, November 2017
 Ontario Physician Human Resources Data Centre
 Prepared December 2017

Note: Re-entry, Repatriation and International Medical Graduate (IMG) trainees are included in these tables - see Part 3 for details

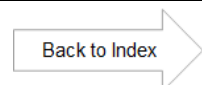


Table 1.74 Postgraduate Medical Trainees Queen's University by Program, Pool, Sex and Source of Funding

<i>Queen's</i>	<i>POOL A</i>						<i>POOL B</i>							
	<i>FEMALE</i>			<i>MALE</i>			<i>TOTAL</i>	<i>FEMALE</i>			<i>MALE</i>			<i>TOTAL</i>
	<i>CEB</i>	<i>Not CEB</i>	<i>TOTAL</i>	<i>CEB</i>	<i>Not CEB</i>	<i>TOTAL</i>		<i>CEB</i>	<i>Not CEB</i>	<i>TOTAL</i>	<i>CEB</i>	<i>Not CEB</i>	<i>TOTAL</i>	
Family Medicine	79	5	84	40	7	47	131	6	0	6	16	0	16	22
F.M./ Emergency Medicine	2	0	2	5	0	5	7	0	0	0	1	0	1	1
Family Medicine Total	81	5	86	45	7	52	138	6	0	6	17	0	17	23
Anesthesiology	10	0	10	10	0	10	20	0	0	0	0	0	0	0
Critical Care Medicine	1	0	1	5	0	5	6	0	0	0	1	0	1	1
Diagnostic Radiology	1	0	1	12	0	12	13	0	0	0	3	0	3	3
Emergency Medicine	7	0	7	10	0	10	17	0	0	0	0	0	0	0
Physical Medicine & Rehab.	1	0	1	4	0	4	5	0	0	0	0	0	0	0
Psychiatry	4	0	4	9	1	10	14	11	0	11	5	0	5	16
Public Health & Preventive Medicine	6	0	6	4	0	4	10	0	0	0	1	0	1	1
Radiation Oncology	2	0	2	4	0	4	6	1	0	1	0	0	0	1
Other Specialty Total	32	0	32	58	1	59	91	12	0	12	10	0	10	22
Internal Medicine	26	0	26	20	1	21	47	5	0	5	5	0	5	10
Cardiology	4	0	4	1	0	1	5	0	0	0	1	0	1	1
Gastroenterology	1	0	1	2	0	2	3	0	0	0	1	0	1	1
General Internal Medicine	3	0	3	4	0	4	7	0	0	0	2	0	2	2
Hematology	2	0	2	0	0	0	2	2	0	2	0	0	0	2
Medical Oncology	2	0	2	2	0	2	4	0	0	0	0	0	0	0
Nephrology	1	0	1	1	0	1	2	1	0	1	0	0	0	1
Neurology	3	0	3	6	0	6	9	0	0	0	2	0	2	2
Respirology	1	0	1	4	0	4	5	0	0	0	0	0	0	0
Rheumatology	1	0	1	2	0	2	3	2	0	2	1	0	1	3
Internal Medicine Total	44	0	44	42	1	43	87	10	0	10	12	0	12	22
Pediatrics	11	0	11	4	0	4	15	1	0	1	2	0	2	3
Pediatrics Total	11	0	11	4	0	4	15	1	0	1	2	0	2	3
General Surgery	8	0	8	9	0	9	17	1	0	1	1	0	1	2
Neurosurgery	0	0	0	0	0	0	0	0	0	0	0	0	0	0
Obstetrics & Gynecology	12	0	12	1	0	1	13	0	0	0	1	0	1	1
Ophthalmology	6	0	6	6	0	6	12	0	0	0	0	0	0	0
Orthopedic Surgery	3	0	3	6	0	6	9	1	0	1	0	0	0	1
Urology	1	0	1	4	0	4	5	0	0	0	0	0	0	0
Surgery Total	30	0	30	26	0	26	56	2	0	2	2	0	2	4
Anatomical Pathology	3	0	3	3	0	3	6	6	0	6	1	0	1	7
Laboratory Medicine Total	3	0	3	3	0	3	6	6	0	6	1	0	1	7
Clinician Investigator	2	2	4	2	1	3	7	0	0	0	0	0	0	0
Palliative Medicine	0	0	0	0	0	0	0	0	0	0	1	0	1	1
Special Program Total	2	2	4	2	1	3	7	0	0	0	1	0	1	1
Grand Total	203	7	210	180	10	190	400	37	0	37	45	0	45	82

SOURCE: Ontario Postgraduate Registry, November 2017
 Ontario Physician Human Resources Data Centre
 Prepared December 2017

Note: Re-entry, Repatriation and International Medical Graduate (IMG) trainees are included in these tables - see Part 3 for details

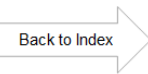


Table 1.74 Postgraduate Medical Trainees Queen's University by Program, Pool, Sex and Source of Funding

Queen's	POOL C			POOL D			POOL E			TOTALS		
	FEMALE	MALE	TOTAL	FEMALE	MALE	TOTAL	FEMALE	MALE	TOTAL	FEMALE	MALE	GRAND TOTAL
	Not CEB	Not CEB		Not CEB	Not CEB		Not CEB	Not CEB				
Family Medicine	0	0	0	0	0	0	0	0	0	90	63	153
F.M./ Emergency Medicine	0	0	0	0	0	0	0	0	0	2	6	8
Family Medicine Total	0	0	0	0	0	0	0	0	0	92	69	161
Anesthesiology	0	0	0	1	0	1	1	0	1	12	10	22
Critical Care Medicine	0	0	0	0	0	0	0	2	2	1	8	9
Diagnostic Radiology	0	0	0	0	0	0	0	0	0	1	15	16
Emergency Medicine	0	0	0	1	0	1	0	0	0	8	10	18
Physical Medicine & Rehab.	0	0	0	0	0	0	0	0	0	1	4	5
Psychiatry	0	1	1	0	0	0	0	5	6	20	17	37
Public Health & Preventive Medicine	0	0	0	0	0	0	0	0	0	6	5	11
Radiation Oncology	0	1	1	0	0	0	0	0	0	3	5	8
Other Specialty Total	0	2	2	2	0	2	6	3	9	52	74	126
Internal Medicine	3	1	4	0	0	0	0	0	0	34	27	61
Cardiology	0	1	1	1	1	2	1	1	2	6	5	11
Gastroenterology	0	1	1	1	1	2	0	0	0	2	5	7
General Internal Medicine	0	0	0	0	0	0	0	0	0	3	6	9
Hematology	0	0	0	0	0	0	0	1	1	4	1	5
Medical Oncology	0	0	0	0	0	0	0	1	1	2	3	5
Nephrology	0	0	0	0	0	0	0	3	3	2	4	6
Neurology	0	0	0	0	0	0	0	0	0	3	8	11
Respirology	0	0	0	0	2	2	3	1	4	4	7	11
Rheumatology	0	0	0	0	0	0	0	0	0	3	3	6
Internal Medicine Total	3	3	6	2	4	6	4	7	11	63	69	132
Pediatrics	0	1	1	0	0	0	1	0	1	13	7	20
Pediatrics Total	0	1	1	0	0	0	1	0	1	13	7	20
General Surgery	0	1	1	0	0	0	0	0	0	9	11	20
Neurosurgery	0	0	0	0	1	1	0	0	0	0	1	1
Obstetrics & Gynecology	0	0	0	1	0	1	0	0	0	13	2	15
Ophthalmology	0	0	0	0	1	1	0	1	1	6	8	14
Orthopedic Surgery	0	4	4	1	3	4	0	4	4	5	17	22
Urology	0	0	0	0	0	0	0	0	0	1	4	5
Surgery Total	0	5	5	2	5	7	0	5	5	34	43	77
Anatomical Pathology	0	0	0	0	0	0	0	0	0	9	4	13
Laboratory Medicine Total	0	0	0	0	0	0	0	0	0	9	4	13
Clinician Investigator	0	0	0	0	0	0	0	0	0	4	3	7
Palliative Medicine	0	0	0	0	1	1	0	0	0	0	2	2
Special Program Total	0	0	0	0	1	1	0	0	0	4	5	9
Grand Total	3	11	14	6	10	16	11	15	26	267	271	538

SOURCE: Ontario Postgraduate Registry, November 2017
 Ontario Physician Human Resources Data Centre
 Prepared December 2017

Note: Re-entry, Repatriation and International Medical Graduate (IMG) trainees are included in these tables - see Part 3 for details



Table 1.75 Postgraduate Medical Trainees at the University of Toronto by Program, Pool, Sex and Source of Funding

<i>Toronto</i>	POOL A						POOL B						TOTAL	
	FEMALE		TOTAL	MALE		TOTAL	FEMALE		TOTAL	MALE		TOTAL		
	CEB	Not CEB		CEB	Not CEB		CEB	Not CEB		CEB	Not CEB			
Family Medicine	180	3	183	130	1	131	314	30	0	30	23	0	23	53
F.M./ Emergency Medicine	4	0	4	3	0	3	7	0	0	0	0	0	0	0
Family Medicine Total	184	3	187	133	1	134	321	30	0	30	23	0	23	53
Anesthesiology	27	0	27	49	0	49	76	4	0	4	13	0	13	17
Clinical Pharmacology & Toxicology	1	0	1	1	0	1	2	0	0	0	0	0	0	0
Critical Care Medicine	2	0	2	10	1	11	13	0	0	0	1	0	1	1
Diagnostic Radiology	11	0	11	35	0	35	46	5	0	5	6	0	6	11
Emergency Medicine	12	0	12	25	0	25	37	4	0	4	10	0	10	14
Medical Genetics	2	0	2	3	0	3	5	1	1	2	3	0	3	5
Neuroradiology	0	0	0	5	0	5	5	0	0	0	0	0	0	0
Nuclear Medicine	0	0	0	2	0	2	2	0	0	0	0	0	0	0
Physical Medicine & Rehab.	10	0	10	7	0	7	17	1	0	1	3	0	3	4
Psychiatry	94	0	94	64	0	64	158	12	0	12	9	1	10	22
Public Health & Preventive Medicine	9	1	10	3	0	3	13	0	0	0	0	0	0	0
Radiation Oncology	5	0	5	12	0	12	17	0	0	0	0	0	0	0
Other Specialty Total	173	1	174	216	1	217	391	27	1	28	45	1	46	74
Internal Medicine	85	3	88	85	2	87	175	22	1	23	21	1	22	45
Cardiology	9	0	9	14	0	14	23	1	0	1	3	0	3	4
Clinical Immunology & Allergy	2	0	2	1	0	1	3	0	0	0	0	0	0	0
Dermatology	14	0	14	12	0	12	26	3	0	3	1	0	1	4
Endocrinology & Metabolism	3	0	3	2	0	2	5	1	0	1	0	0	0	1
Gastroenterology	2	0	2	7	0	7	9	1	0	1	0	0	0	1
General Internal Medicine	6	0	6	5	0	5	11	0	0	0	0	0	0	0
Geriatric Medicine	6	0	6	2	1	3	9	2	0	2	2	0	2	4
Hematology	5	0	5	2	0	2	7	0	0	0	0	0	0	0
Infectious Diseases	1	0	1	6	1	7	8	0	0	0	0	0	0	0
Medical Oncology	3	0	3	7	0	7	10	0	0	0	1	0	1	1
Nephrology	3	0	3	3	0	3	6	0	0	0	0	0	0	0
Neurology	11	0	11	13	0	13	24	4	0	4	8	0	8	12
Occupational Medicine	0	0	0	1	0	1	1	1	0	1	0	0	0	1
Respirology	3	0	3	3	0	3	6	1	0	1	1	0	1	2
Rheumatology	3	0	3	2	0	2	5	2	0	2	0	0	0	2
Internal Medicine Total	156	3	159	165	4	169	328	38	1	39	37	1	38	77
Pediatrics	40	0	40	16	0	16	56	9	0	9	5	0	5	14
Adolescent Medicine	3	1	4	0	0	0	4	1	0	1	0	0	0	1
Cardiology - Pediatric	0	3	3	0	0	0	3	1	0	1	0	0	0	1
Clinical Immunology & Allergy - Pediatric	3	0	3	0	0	0	3	1	0	1	0	0	0	1
Clinical Pharmacology & Toxicology - Pediatric	0	0	0	0	0	0	0	0	0	0	0	0	0	0
Critical Care Medicine - Pediatric	2	1	3	2	0	2	5	0	0	0	0	0	0	0
Developmental Pediatrics	1	1	2	0	1	1	3	1	0	1	0	0	0	1
Emergency Medicine - Pediatric	4	3	7	0	0	0	7	1	0	1	1	0	1	2
Endocrinology & Metabolism - Pediatric	3	0	3	0	0	0	3	0	0	0	0	0	0	0
Gastroenterology - Pediatric	0	0	0	0	0	0	0	0	0	0	0	0	0	0
Hematology / Oncology - Pediatric	5	3	8	2	0	2	10	0	0	0	0	0	0	0
Infectious Diseases - Pediatric	2	0	2	0	0	0	2	0	0	0	0	0	0	0
Neonatal-Perinatal Medicine	1	3	4	1	0	1	5	0	0	0	0	1	1	1
Nephrology - Pediatric	2	1	3	0	0	0	3	1	0	1	0	0	0	1
Neurology - Pediatric	4	0	4	0	0	0	4	4	0	4	0	0	0	4
Radiology - Pediatric	0	0	0	0	0	0	0	0	0	0	0	0	0	0
Respirology - Pediatric	0	0	0	2	0	2	2	0	1	1	0	0	0	1
Rheumatology - Pediatric	2	0	2	1	0	1	3	0	0	0	0	0	0	0
Pediatrics Total	72	16	88	24	1	25	113	19	1	20	6	1	7	27
General Surgery	17	0	17	37	0	37	54	5	0	5	10	0	10	15
Cardiac Surgery	2	0	2	3	0	3	5	0	0	0	0	0	0	0
Colorectal Surgery	2	0	2	3	0	3	5	0	0	0	0	0	0	0
General Surgical Oncology	3	0	3	2	0	2	5	0	0	0	2	0	2	2
Gynecologic Oncology	2	0	2	0	0	0	2	1	0	1	0	0	0	1
Gyn Reprod Endocrinology & Infertility	2	0	2	1	0	1	3	0	0	0	0	0	0	0
Maternal Fetal Medicine	6	0	6	1	0	1	7	1	0	1	0	0	0	1
Neurosurgery	3	1	4	13	2	15	19	0	0	0	2	0	2	2
Obstetrics & Gynecology	47	0	47	5	0	5	52	5	0	5	2	1	3	8
Ophthalmology	10	0	10	10	0	10	20	1	0	1	4	0	4	5
Orthopedic Surgery	9	0	9	26	0	26	35	1	0	1	8	0	8	9
Otolaryngology - Head & Neck Surgery	6	0	6	18	0	18	24	0	0	0	1	0	1	1
Pediatric General Surgery	2	0	2	0	0	0	2	0	0	0	0	0	0	0
Plastic Surgery	11	1	12	7	0	7	19	0	0	0	0	0	0	0
Thoracic Surgery	2	0	2	1	0	1	3	1	0	1	0	0	0	1
Urology	7	0	7	11	0	11	18	1	0	1	2	0	2	3
Vascular Surgery	3	0	3	5	0	5	8	0	0	0	1	0	1	1
Surgery Total	134	2	136	143	2	145	281	16	0	16	32	1	33	49
Anatomical Pathology	8	0	8	8	0	8	16	7	0	7	6	0	6	13
Forensic Pathology	0	0	0	0	0	0	0	0	0	0	1	0	1	1
Hematological Pathology	1	0	1	0	0	0	1	2	0	2	2	0	2	4
Medical Microbiology	1	0	1	1	0	1	2	0	0	0	1	0	1	1
Neuropathology	0	0	0	2	0	2	2	0	0	0	0	0	0	0
Laboratory Medicine Total	10	0	10	11	0	11	21	9	0	9	10	0	10	19
Areas of Focused Competence	0	0	0	0	0	0	0	0	0	0	0	0	0	0
Clinician Investigator	10	10	20	18	27	45	65	0	3	3	3	3	6	9
Palliative Medicine	0	0	0	0	0	0	0	2	0	2	0	0	0	2
Special Program Total	10	10	20	18	27	45	65	2	3	5	3	3	6	11
Grand Total	739	35	774	710	36	746	1520	141	6	147	156	7	163	310

SOURCE: Ontario Postgraduate Registry, November 2017
 Ontario Physician Human Resources Data Centre
 Prepared December 2017

Note: Re-entry, Repatriation and International Medical Graduate (IMG) trainees are included in these tables - see Part 3 for details



Table 1.75 Postgraduate Medical Trainees at the University of Toronto by Program, Pool, Sex and Source of Funding

Toronto	POOL C			POOL D			POOL E			TOTALS		
	FEMALE	MALE	TOTAL	FEMALE	MALE	TOTAL	FEMALE	MALE	TOTAL	FEMALE	MALE	GRAND TOTAL
	Not CEB	Not CEB		Not CEB	Not CEB		Not CEB	Not CEB				
Family Medicine	3	4	7	7	4	11	0	0	0	223	162	385
F.M./ Emergency Medicine	0	0	0	0	0	0	0	0	0	4	3	7
Family Medicine Total	3	4	7	7	4	11	0	0	0	227	165	392
Anesthesiology	4	2	6	11	31	42	28	32	60	74	127	201
Clinical Pharmacology & Toxicology	0	1	1	1	0	1	0	0	0	2	2	4
Critical Care Medicine	0	0	0	4	4	8	14	19	33	20	35	55
Diagnostic Radiology	0	3	3	10	21	31	10	21	31	36	86	122
Emergency Medicine	0	0	0	0	0	0	0	0	0	16	35	51
Medical Genetics	0	1	1	0	1	1	7	0	7	11	8	19
Neuroradiology	0	0	0	0	1	1	4	4	8	4	10	14
Nuclear Medicine	0	0	0	0	0	0	0	0	0	0	2	2
Physical Medicine & Rehab.	0	0	0	0	3	3	1	2	3	12	15	27
Psychiatry	4	1	5	11	6	17	14	13	27	135	94	229
Public Health & Preventive Medicine	0	0	0	0	0	0	0	0	0	10	3	13
Radiation Oncology	1	3	4	5	3	8	5	10	15	16	28	44
Other Specialty Total	9	11	20	42	70	112	83	101	184	336	445	781
Internal Medicine	3	9	12	0	0	0	0	0	0	114	118	232
Cardiology	0	4	4	18	11	29	10	23	33	38	55	93
Clinical Immunology & Allergy	0	0	0	0	0	0	0	0	0	2	1	3
Dermatology	0	0	0	4	2	6	8	2	10	29	17	46
Endocrinology & Metabolism	1	0	1	3	1	4	2	1	3	10	4	14
Gastroenterology	1	0	1	5	7	12	6	7	13	15	21	36
General Internal Medicine	0	0	0	9	6	15	2	1	3	17	12	29
Geriatric Medicine	0	0	0	0	0	0	0	0	0	8	5	13
Hematology	0	1	1	7	7	14	14	11	25	26	21	47
Infectious Diseases	0	0	0	2	2	4	7	7	14	10	16	26
Medical Oncology	0	0	0	8	10	18	10	13	23	21	31	52
Nephrology	0	0	0	3	6	9	7	14	21	13	23	36
Neurology	0	0	0	10	8	18	12	8	20	37	37	74
Occupational Medicine	0	0	0	0	0	0	1	0	1	2	1	3
Respirology	1	1	2	7	2	9	6	6	12	18	13	31
Rheumatology	0	2	2	1	4	5	4	7	11	10	15	25
Internal Medicine Total	6	17	23	77	66	143	89	100	189	370	390	760
Pediatrics	1	5	6	8	2	10	1	3	4	59	31	90
Adolescent Medicine	0	0	0	0	0	0	1	0	1	6	0	6
Cardiology - Pediatric	0	0	0	0	4	4	9	10	19	13	14	27
Clinical Immunology & Allergy - Pediatric	0	0	0	1	0	1	2	0	2	7	0	7
Clinical Pharmacology & Toxicology- Pediatric	0	0	0	0	1	1	0	0	0	0	1	1
Critical Care Medicine - Pediatric	0	0	0	0	1	1	12	7	19	15	10	25
Developmental Pediatrics	0	0	0	0	0	0	1	0	1	4	1	5
Emergency Medicine - Pediatric	0	0	0	5	0	5	5	3	8	18	4	22
Endocrinology & Metabolism - Pediatric	0	0	0	0	0	0	0	3	3	3	3	6
Gastroenterology - Pediatric	0	0	0	4	0	4	7	3	10	11	3	14
Hematology / Oncology - Pediatric	1	0	1	4	3	7	12	13	25	25	18	43
Infectious Diseases - Pediatric	0	1	1	3	0	3	2	3	5	7	4	11
Neonatal-Perinatal Medicine	1	0	1	4	4	8	15	13	28	24	19	43
Nephrology - Pediatric	0	0	0	1	0	1	3	3	6	8	3	11
Neurology - Pediatric	3	1	4	2	2	4	9	4	13	22	7	29
Radiology - Pediatric	0	0	0	1	4	5	10	5	15	11	9	20
Respirology - Pediatric	0	0	0	1	2	3	5	1	6	7	5	12
Rheumatology - Pediatric	0	0	0	1	0	1	3	0	3	6	1	7
Pediatrics Total	6	7	13	35	23	58	97	71	168	246	133	379
General Surgery	1	2	3	7	9	16	0	5	5	30	63	93
Cardiac Surgery	1	2	3	2	5	7	1	15	16	6	25	31
Colorectal Surgery	0	0	0	0	0	0	0	1	1	2	4	6
General Surgical Oncology	0	0	0	0	1	1	0	0	0	3	5	8
Gynecologic Oncology	0	0	0	1	1	2	1	1	2	5	2	7
Gyn Reprod Endocrinology & Infertility	0	0	0	0	0	0	0	0	0	2	1	3
Maternal Fetal Medicine	1	0	1	2	1	3	5	5	10	15	7	22
Neurosurgery	1	1	2	0	5	5	2	13	15	7	36	43
Obstetrics & Gynecology	0	1	1	13	4	17	10	4	14	75	17	92
Ophthalmology	4	3	7	4	10	14	9	11	20	28	38	66
Orthopedic Surgery	0	2	2	5	33	38	0	31	31	15	100	115
Otolaryngology - Head & Neck Surgery	1	0	1	2	10	12	3	6	9	12	35	47
Pediatric General Surgery	0	0	0	0	0	0	2	1	3	4	1	5
Plastic Surgery	1	2	3	5	3	8	2	7	9	20	19	39
Thoracic Surgery	0	0	0	1	0	1	3	20	23	7	21	28
Urology	0	0	0	2	10	12	1	12	13	11	35	46
Vascular Surgery	0	5	5	1	0	1	1	2	3	5	13	18
Surgery Total	10	18	28	45	92	137	40	134	174	247	422	669
Anatomical Pathology	0	0	0	9	3	12	14	3	17	38	20	58
Forensic Pathology	0	0	0	0	0	0	0	1	1	0	2	2
Hematological Pathology	1	0	1	1	0	1	1	0	1	6	2	8
Medical Microbiology	0	0	0	0	0	0	0	1	1	1	3	4
Neuropathology	0	0	0	0	0	0	1	0	1	1	2	3
Laboratory Medicine Total	1	0	1	10	3	13	16	5	21	46	29	75
Areas of Focused Competence	0	0	0	1	4	5	1	0	1	2	4	6
Clinician Investigator	0	1	1	2	1	3	0	0	0	25	53	78
Palliative Medicine	0	0	0	0	0	0	0	0	0	2	0	2
Special Program Total	0	1	1	3	5	8	1	0	1	29	57	86
Grand Total	35	58	93	219	263	482	326	411	737	1501	1641	3142

SOURCE: Ontario Postgraduate Registry, November 2017
Ontario Physician Human Resources Data Centre
Prepared December 2017


Note: Re-entry, Repatriation and International Medical Graduate (IMG) trainees are included in these tables - see Part 3 for detail

Table 1.76 Postgraduate Medical Trainees at Western University by Program, Pool, Sex and Source of Funding

<i>Western</i>	POOL A						POOL B							
	FEMALE			MALE			TOTAL	FEMALE			MALE			TOTAL
	CEB	Not CEB	TOTAL	CEB	Not CEB	TOTAL		CEB	Not CEB	TOTAL	CEB	Not CEB	TOTAL	
Family Medicine	64	0	64	63	2	65	129	25	0	25	13	0	13	38
F.M./ Emergency Medicine	4	1	5	3	1	4	9	0	0	0	1	0	1	1
Family Medicine Total	68	1	69	66	3	69	138	25	0	25	14	0	14	39
Anesthesiology	12	0	12	19	0	19	31	3	0	3	3	0	3	6
Clinical Pharmacology & Toxicology	0	0	0	1	0	1	1	0	0	0	1	0	1	1
Critical Care Medicine	2	0	2	4	0	4	6	0	0	0	1	0	1	1
Diagnostic Radiology	7	0	7	13	0	13	20	0	0	0	0	0	0	0
Emergency Medicine	6	0	6	18	0	18	24	0	0	0	0	0	0	0
Neuroradiology	0	0	0	0	0	0	0	0	0	0	0	0	0	0
Nuclear Medicine	0	0	0	1	0	1	1	1	0	1	1	0	1	2
Pain Medicine	1	0	1	1	0	1	2	0	0	0	2	0	2	2
Physical Medicine & Rehab.	4	0	4	2	0	2	6	0	0	0	0	0	0	0
Psychiatry	14	0	14	13	0	13	27	14	0	14	6	0	6	20
Radiation Oncology	3	0	3	7	0	7	10	0	0	0	0	0	0	0
Other Specialty Total	49	0	49	79	0	79	128	18	0	18	14	0	14	32
Internal Medicine	39	0	39	41	0	41	80	12	0	12	15	0	15	27
Cardiology	1	0	1	7	0	7	8	1	0	1	2	0	2	3
Clinical Immunology & Allergy	3	0	3	1	0	1	4	0	0	0	0	0	0	0
Endocrinology & Metabolism	2	0	2	1	0	1	3	1	0	1	1	0	1	2
Gastroenterology	1	0	1	2	0	2	3	1	0	1	1	0	1	2
General Internal Medicine	6	0	6	2	0	2	8	2	0	2	0	0	0	2
Geriatric Medicine	2	0	2	1	0	1	3	0	0	0	0	0	0	0
Hematology	3	0	3	1	0	1	4	0	0	0	1	0	1	1
Infectious Diseases	0	0	0	0	0	0	0	0	0	0	0	0	0	0
Medical Oncology	0	0	0	1	0	1	1	2	0	2	2	0	2	4
Nephrology	3	0	3	3	0	3	6	0	0	0	1	0	1	1
Neurology	4	0	4	9	0	9	13	3	0	3	3	0	3	6
Respirology	1	0	1	3	0	3	4	0	0	0	2	0	2	2
Rheumatology	2	0	2	3	0	3	5	0	0	0	0	0	0	0
Internal Medicine Total	67	0	67	75	0	75	142	22	0	22	28	0	28	50
Pediatrics	23	0	23	8	0	8	31	5	0	5	3	0	3	8
Critical Care Medicine - Pediatric	0	0	0	0	0	0	0	0	0	0	0	0	0	0
Emergency Medicine - Pediatric	2	0	2	0	0	0	2	1	0	1	0	0	0	1
Neonatal-Perinatal Medicine	0	1	1	0	0	0	1	0	0	0	0	0	0	0
Pediatrics Total	25	1	26	8	0	8	34	6	0	6	3	0	3	9
General Surgery	15	0	15	9	1	10	25	0	0	0	0	0	0	0
Cardiac Surgery	0	0	0	5	0	5	5	0	0	0	0	0	0	0
Gyn Reprod Endocrinology & Infertility	2	0	2	0	0	0	2	1	0	1	0	0	0	1
Maternal Fetal Medicine	0	0	0	0	0	0	0	1	0	1	0	0	0	1
Neurosurgery	4	0	4	7	0	7	11	0	0	0	0	0	0	0
Obstetrics & Gynecology	25	0	25	4	0	4	29	0	0	0	1	0	1	1
Ophthalmology	3	0	3	7	0	7	10	0	0	0	0	0	0	0
Orthopedic Surgery	4	0	4	14	0	14	18	0	0	0	4	0	4	4
Otolaryngology - Head & Neck Surgery	7	0	7	7	1	8	15	0	0	0	0	0	0	0
Plastic Surgery	8	0	8	3	0	3	11	0	0	0	0	0	0	0
Thoracic Surgery	0	0	0	1	0	1	1	0	0	0	0	0	0	0
Urology	5	0	5	9	0	9	14	0	0	0	0	0	0	0
Vascular Surgery	3	0	3	3	0	3	6	0	0	0	0	0	0	0
Surgery Total	76	0	76	69	2	71	147	2	0	2	5	0	5	7
Anatomical Pathology	3	0	3	6	0	6	9	0	0	0	1	0	1	1
Neuropathology	0	0	0	1	0	1	1	0	0	0	1	0	1	1
Laboratory Medicine Total	3	0	3	7	0	7	10	0	0	0	2	0	2	2
Areas of Focused Competence	0	0	0	0	0	0	0	0	0	0	0	0	0	0
Clinician Investigator	1	1	2	1	0	1	3	0	0	0	0	0	0	0
Special Program Total	1	1	2	1	0	1	3	0	0	0	0	0	0	0
Grand Total	289	3	292	305	5	310	602	73	0	73	66	0	66	139

SOURCE: Ontario Postgraduate Registry, November 2017
 Ontario Physician Human Resources Data Centre
 Prepared December 2017

Note: Re-entry, Repatriation and International Medical Graduate (IMG) trainees are included in these tables - see Part 3 for details

Back to Index 

**Table 1.76 Postgraduate Medical Trainees at Western University by Program,
Pool, Sex and Source of Funding**

<i>Western</i>	<i>POOL C</i>			<i>POOL D</i>			<i>POOL E</i>			<i>TOTALS</i>		
	<i>FEMALE</i>	<i>MALE</i>	<i>TOTAL</i>	<i>FEMALE</i>	<i>MALE</i>	<i>TOTAL</i>	<i>FEMALE</i>	<i>MALE</i>	<i>TOTAL</i>	<i>FEMALE</i>	<i>MALE</i>	<i>GRAND TOTAL</i>
	<i>Not CEB</i>	<i>Not CEB</i>		<i>Not CEB</i>	<i>Not CEB</i>		<i>Not CEB</i>	<i>Not CEB</i>		<i>Not CEB</i>		
Family Medicine	0	0	0	0	0	0	0	0	0	89	78	167
F.M./ Emergency Medicine	0	0	0	0	0	0	0	0	0	5	5	10
Family Medicine Total	0	0	0	0	0	0	0	0	0	94	83	177
Anesthesiology	0	2	2	4	4	8	4	5	9	23	33	56
Clinical Pharmacology & Toxicology	1	0	1	0	0	0	0	0	0	1	2	3
Critical Care Medicine	0	0	0	0	0	0	1	3	4	3	8	11
Diagnostic Radiology	0	0	0	0	1	1	1	4	5	8	18	26
Emergency Medicine	0	0	0	1	1	2	0	0	0	7	19	26
Neuroradiology	0	0	0	1	0	1	1	0	1	2	0	2
Nuclear Medicine	2	0	2	0	1	1	2	2	4	5	5	10
Pain Medicine	0	0	0	0	0	0	0	0	0	1	3	4
Physical Medicine & Rehab.	1	0	1	0	0	0	0	0	0	5	2	7
Psychiatry	0	1	1	0	1	1	1	1	2	29	22	51
Radiation Oncology	0	0	0	0	0	0	0	0	0	3	7	10
Other Specialty Total	4	3	7	6	8	14	10	15	25	87	119	206
Internal Medicine	6	10	16	0	0	0	0	0	0	57	66	123
Cardiology	0	0	0	0	2	2	2	2	4	4	13	17
Clinical Immunology & Allergy	0	0	0	0	0	0	0	0	0	3	1	4
Endocrinology & Metabolism	1	0	1	0	0	0	1	0	1	5	2	7
Gastroenterology	1	4	5	0	2	2	0	3	3	3	12	15
General Internal Medicine	0	0	0	0	0	0	0	0	0	8	2	10
Geriatric Medicine	0	0	0	0	0	0	0	0	0	2	1	3
Hematology	0	0	0	1	0	1	0	0	0	4	2	6
Infectious Diseases	0	0	0	0	0	0	0	1	1	0	1	1
Medical Oncology	0	0	0	0	0	0	0	0	0	2	3	5
Nephrology	1	1	2	1	1	2	1	5	6	6	11	17
Neurology	0	0	0	1	4	5	5	5	10	13	21	34
Respirology	0	0	0	2	0	2	0	0	0	3	5	8
Rheumatology	0	0	0	1	0	1	0	1	1	3	4	7
Internal Medicine Total	9	15	24	6	9	15	9	17	26	113	144	257
Pediatrics	0	0	0	2	0	2	0	2	2	30	13	43
Critical Care Medicine - Pediatric	0	0	0	0	0	0	0	1	1	0	1	1
Emergency Medicine - Pediatric	0	1	1	0	0	0	0	0	0	3	1	4
Neonatal-Perinatal Medicine	0	0	0	0	0	0	3	2	5	4	2	6
Pediatrics Total	0	1	1	2	0	2	3	5	8	37	17	54
General Surgery	0	0	0	2	4	6	0	4	4	17	18	35
Cardiac Surgery	0	4	4	0	0	0	0	3	3	0	12	12
Gyn Reprod Endocrinology & Infertility	0	0	0	0	0	0	1	0	1	4	0	4
Maternal Fetal Medicine	0	0	0	0	0	0	0	0	0	1	0	1
Neurosurgery	0	0	0	0	0	0	0	4	4	4	11	15
Obstetrics & Gynecology	0	0	0	1	1	2	0	0	0	26	6	32
Ophthalmology	0	0	0	0	0	0	1	0	1	4	7	11
Orthopedic Surgery	0	0	0	0	10	10	2	8	10	6	36	42
Otolaryngology - Head & Neck Surgery	0	0	0	0	0	0	0	2	2	7	10	17
Plastic Surgery	0	0	0	0	0	0	0	0	0	8	3	11
Thoracic Surgery	0	0	0	0	0	0	1	1	2	1	2	3
Urology	0	0	0	1	2	3	1	2	3	7	13	20
Vascular Surgery	0	0	0	0	0	0	0	0	0	3	3	6
Surgery Total	0	4	4	4	17	21	6	24	30	88	121	209
Anatomical Pathology	0	0	0	0	0	0	0	0	0	3	7	10
Neuropathology	2	0	2	0	0	0	0	1	1	2	3	5
Laboratory Medicine Total	2	0	2	0	0	0	0	1	1	5	10	15
Areas of Focused Competence	0	0	0	3	1	4	0	0	0	3	1	4
Clinician Investigator	0	0	0	0	0	0	0	0	0	2	1	3
Special Program Total	0	0	0	3	1	4	0	0	0	5	2	7
Grand Total	15	23	38	21	35	56	28	62	90	429	496	925

SOURCE: Ontario Postgraduate Registry, November 2017
Ontario Physician Human Resources Data Centre
Prepared December 2017

Note: Re-entry, Repatriation and International Medical Graduate (IMG) trainees are included in these tables - see Part 3 for details


Back to Index 

Table 1.80 Postgraduate Medical Trainees in ONTARIO by Program, Pool, Legal Status and Source of Funding

ONTARIO	POOL A							POOL B						
	CDN [1]		PR [2]		VISA [3]		TOTAL	CDN		PR		VISA	TOTAL	
	CEB	Not CEB	CEB	Not CEB	CEB	Not CEB		CEB	Not CEB	CEB	Not CEB			
Family Medicine	942	25	2	0	0	0	969	138	1	38	0	0	177	
F.M./ Emergency Medicine	35	4	0	0	0	0	39	4	0	0	0	0	4	
Family Medicine Total	977	29	2	0	0	0	1008	142	1	38	0	0	181	
Anesthesiology	207	3	0	0	0	0	210	26	0	11	0	0	37	
Clinical Pharmacology & Toxicology	3	0	0	0	0	0	3	0	0	1	0	0	1	
Critical Care Medicine	34	1	0	0	0	0	35	4	0	0	0	0	4	
Diagnostic Radiology	120	0	1	0	0	0	121	21	0	10	0	0	31	
Emergency Medicine	140	0	1	0	0	0	141	24	0	5	0	0	29	
Medical Genetics	8	0	0	0	0	0	8	1	1	4	0	0	6	
Neuroradiology	5	0	0	0	0	0	5	0	0	0	0	0	0	
Nuclear Medicine	4	0	0	0	0	0	4	1	0	2	0	0	3	
Pain Medicine	3	0	0	0	0	0	3	3	0	0	0	0	3	
Physical Medicine & Rehab.	48	0	0	0	0	0	48	11	0	0	0	0	11	
Psychiatry	291	2	2	0	0	0	295	74	0	13	1	0	88	
Public Health & Preventive Medicine	37	1	0	0	0	0	38	4	0	4	0	0	8	
Radiation Oncology	47	0	1	0	0	0	48	7	0	1	0	0	8	
Transfusion Medicine	0	0	0	0	0	0	0	0	0	0	0	0	0	
Other Specialty Total	947	7	5	0	0	0	959	176	1	51	1	0	229	
Internal Medicine	448	6	3	0	0	0	457	101	2	17	0	0	120	
Cardiology	50	0	1	0	0	0	51	10	0	3	0	0	13	
Clinical Immunology & Allergy	11	0	0	0	0	0	11	0	0	0	0	0	0	
Dermatology	41	0	0	0	0	0	41	1	0	4	0	0	5	
Endocrinology & Metabolism	15	0	0	0	0	0	15	3	0	0	0	0	3	
Gastroenterology	23	0	0	0	0	0	23	5	0	0	0	0	5	
General Internal Medicine	39	0	0	0	0	0	39	4	0	1	0	0	5	
Geriatric Medicine	16	1	0	0	0	0	17	4	0	0	0	0	4	
Hematology	20	0	2	0	0	0	22	3	0	0	0	0	3	
Infectious Diseases	14	1	0	0	0	0	15	1	0	0	0	0	1	
Medical Oncology	20	0	0	0	0	0	20	7	0	1	0	0	8	
Nephrology	19	0	0	0	0	0	19	2	0	2	0	0	4	
Neurology	70	0	1	0	0	0	71	20	0	11	0	0	31	
Occupational Medicine	1	0	0	0	0	0	1	1	0	0	0	0	1	
Respirology	23	0	0	0	0	0	23	6	0	0	0	0	6	
Rheumatology	20	0	0	0	0	0	20	5	0	2	0	0	7	
Internal Medicine Total	830	8	7	0	0	0	845	173	2	41	0	0	216	
Pediatrics	176	0	0	0	1	0	177	41	1	10	0	1	53	
Adolescent Medicine	3	1	0	0	0	0	4	1	0	0	0	0	1	
Cardiology - Pediatric	0	4	0	0	0	0	4	1	0	0	0	0	1	
Clinical Immunology & Allergy - Pediatric	5	0	0	0	0	0	5	3	0	0	0	0	3	
Clinical Pharmacology & Toxicology - Pediatric	0	0	0	0	0	0	0	0	0	0	0	0	0	
Critical Care Medicine - Pediatric	6	1	0	0	0	0	7	0	0	0	0	0	0	
Developmental Pediatrics	1	2	0	0	0	0	3	2	0	0	0	0	2	
Emergency Medicine - Pediatric	10	3	0	0	0	0	13	4	0	0	0	0	4	
Endocrinology & Metabolism - Pediatric	6	1	0	0	0	0	7	1	0	0	0	0	1	
Gastroenterology - Pediatric	1	0	0	0	0	0	1	0	0	0	0	0	0	
Hematology / Oncology - Pediatric	7	3	0	0	0	0	10	3	0	0	0	0	3	
Infectious Diseases - Pediatric	3	0	0	0	0	0	3	0	0	0	0	0	0	
Neonatal-Perinatal Medicine	3	4	0	0	0	0	7	2	1	0	0	0	3	
Nephrology - Pediatric	2	1	0	0	0	0	3	1	0	0	0	0	1	
Neurology - Pediatric	9	0	1	0	0	0	10	5	0	2	0	0	7	
Radiology - Pediatric	0	0	0	0	0	0	0	0	0	0	0	0	0	
Respirology - Pediatric	2	0	0	0	0	0	2	0	1	0	0	0	1	
Rheumatology - Pediatric	3	0	0	0	0	0	3	0	0	0	0	0	0	
Pediatrics Total	237	20	1	0	1	0	259	64	3	12	0	1	80	
General Surgery	170	1	2	0	0	0	173	13	0	9	0	0	22	
Cardiac Surgery	17	0	1	0	0	0	18	2	0	1	0	0	3	
Colorectal Surgery	7	0	0	0	0	0	7	0	0	0	0	0	0	
General Surgical Oncology	6	0	0	0	0	0	6	2	0	0	0	0	2	
Gynecologic Oncology	3	0	0	0	0	0	3	1	0	0	0	0	1	
Gyn Reprod Endocrinology & Infertility	8	1	1	0	0	0	10	1	0	0	0	0	1	
Maternal Fetal Medicine	11	0	0	0	0	0	11	2	0	0	0	0	2	
Neurosurgery	34	3	0	0	0	0	37	2	1	3	0	0	6	
Obstetrics & Gynecology	149	0	1	0	0	0	150	16	1	3	0	0	20	
Ophthalmology	63	0	1	0	0	0	64	2	0	5	0	0	7	
Orthopedic Surgery	105	1	1	0	0	0	107	27	0	4	0	0	31	
Otolaryngology - Head & Neck Surgery	55	1	1	0	0	0	57	2	0	0	0	0	2	
Pediatric General Surgery	2	0	0	0	2	0	4	0	0	0	0	0	0	
Plastic Surgery	53	1	0	0	0	0	54	1	0	0	0	0	1	
Thoracic Surgery	7	0	0	0	0	0	7	1	0	0	0	0	1	
Urology	66	1	0	0	0	0	67	4	0	1	0	0	5	
Vascular Surgery	26	1	0	0	0	0	27	3	0	0	0	0	3	
Surgery Total	782	10	8	0	2	0	802	79	2	26	0	0	107	
General Pathology	1	0	0	0	0	0	1	9	0	1	0	0	10	
Anatomical Pathology	48	0	0	0	0	0	48	20	0	10	0	0	30	
Forensic Pathology	1	0	0	0	0	0	1	1	0	0	0	0	1	
Hematological Pathology	1	0	0	0	0	0	1	3	0	3	0	0	6	
Medical Biochemistry	1	0	0	0	0	0	1	1	0	1	0	0	2	
Medical Microbiology	4	0	0	0	0	0	4	3	0	2	0	0	5	
Neuropathology	3	0	0	0	0	0	3	1	0	0	0	0	1	
Laboratory Medicine Total	59	0	0	0	0	0	59	38	0	17	0	0	55	
Areas of Focused Competence	0	0	0	0	0	0	0	0	0	0	0	0	0	
Clinician Investigator	41	43	0	0	0	0	84	1	5	2	1	0	9	
Palliative Medicine	4	0	0	0	0	0	4	3	1	0	0	0	4	
Special Program Total	45	43	0	0	0	0	88	4	6	2	1	0	13	
Grand Total	3877	117	23	0	3	0	4020	676	15	187	2	1	881	

[1] CDN = Canadian Citizen
 [2] PR = Permanent Resident/Landed Immigrant
 [3] VISA = Employment Visa

SOURCE: Ontario Postgraduate Registry, November 2017
 Ontario Physician Human Resources Data Centre
 Prepared December 2017

Note: Re-entry, Repatriation and International Medical Graduate (IMG) trainees are included in these tables - see Part 3 for details



Table 1.80 Postgraduate Medical Trainees in ONTARIO by Program, Pool, Legal Status and Source of Funding

ONTARIO	POOL C			POOL D					TOTALS			GRAND TOTAL	
	PR	VISA	TOTAL	CDN	PR	VISA	TOTAL	VISA	TOTAL	CDN	PR		VISA
	Not CEB	Not CEB		Not CEB	Not CEB	Not CEB		Not CEB		Not CEB			
Family Medicine	0	7	7	12	0	0	12	1	1	1118	40	8	1166
F.M./ Emergency Medicine	0	0	0	0	0	0	0	0	0	43	0	0	43
Family Medicine Total	0	7	7	12	0	0	12	1	1	1161	40	8	1209
Anesthesiology	1	10	11	48	16	0	64	75	75	284	28	85	397
Clinical Pharmacology & Toxicology	1	1	2	0	1	0	1	0	0	3	3	1	7
Critical Care Medicine	0	1	1	3	4	1	8	45	45	42	4	47	93
Diagnostic Radiology	0	5	5	36	7	2	45	52	52	177	18	59	254
Emergency Medicine	0	5	5	5	0	0	5	5	5	169	6	10	185
Medical Genetics	0	1	1	2	0	0	2	7	7	12	4	8	24
Neuroradiology	0	0	0	1	1	0	2	13	13	6	1	13	20
Nuclear Medicine	0	3	3	0	1	0	1	7	7	5	3	10	18
Pain Medicine	0	0	0	0	0	0	0	0	0	6	0	0	6
Physical Medicine & Rehab.	0	1	1	3	1	0	4	3	3	62	1	4	67
Psychiatry	1	7	8	14	4	0	18	41	41	381	21	48	450
Public Health & Preventive Medicine	0	0	0	0	0	0	0	0	0	42	4	0	46
Radiation Oncology	0	10	10	10	0	0	10	15	15	64	2	25	91
Transfusion Medicine	0	0	0	1	0	0	1	0	0	1	0	0	1
Other Specialty Total	3	44	47	123	35	3	161	263	263	1254	95	310	1659
Internal Medicine	1	49	50	0	0	0	0	1	1	557	21	50	628
Cardiology	0	9	9	32	10	0	42	62	62	92	14	71	177
Clinical Immunology & Allergy	0	0	0	0	1	0	1	0	0	11	1	0	12
Dermatology	0	0	0	6	2	0	8	11	11	48	6	11	65
Endocrinology & Metabolism	0	2	2	4	1	0	5	9	9	22	1	11	34
Gastroenterology	0	8	8	15	4	1	20	32	32	43	4	41	88
General Internal Medicine	0	1	1	8	7	0	15	4	4	4	8	0	13
Geriatric Medicine	0	0	0	0	0	0	0	2	2	21	0	2	23
Hematology	0	2	2	14	5	0	19	35	35	37	7	37	81
Infectious Diseases	0	0	0	4	0	0	4	19	19	20	0	19	39
Medical Oncology	0	4	4	12	8	0	20	29	29	39	9	33	81
Nephrology	0	2	2	11	4	0	15	40	40	32	6	42	80
Neurology	0	0	0	14	14	0	28	40	40	104	26	40	170
Occupational Medicine	0	0	0	0	0	0	0	1	1	2	0	1	3
Respirology	0	4	4	14	2	0	16	18	18	43	2	22	67
Rheumatology	0	2	2	4	3	0	7	15	15	29	5	17	51
Internal Medicine Total	1	83	84	138	61	1	200	318	318	1151	110	402	1663
Pediatrics	0	12	12	12	1	0	13	18	18	230	11	31	272
Adolescent Medicine	0	0	0	0	0	0	0	1	1	5	0	1	6
Cardiology - Pediatric	0	0	0	2	2	0	4	19	19	7	2	19	28
Clinical Immunology & Allergy - Pediatric	0	0	0	1	0	0	1	2	2	9	0	2	11
Clinical Pharmacology & Toxicology- Pediatric	0	0	0	0	1	0	1	0	0	0	1	0	1
Critical Care Medicine - Pediatric	0	0	0	2	1	0	3	23	23	9	1	23	33
Developmental Pediatrics	0	0	0	1	0	0	1	1	1	6	0	1	7
Emergency Medicine - Pediatric	0	1	1	5	0	0	5	8	8	22	0	9	31
Endocrinology & Metabolism - Pediatric	0	0	0	1	0	0	1	5	5	9	0	5	14
Gastroenterology - Pediatric	0	0	0	3	1	0	4	11	11	4	1	11	16
Hematology / Oncology - Pediatric	0	1	1	4	3	0	7	27	27	17	3	28	48
Infectious Diseases - Pediatric	0	1	1	3	0	0	3	6	6	6	0	7	13
Neonatal-Perinatal Medicine	0	1	1	6	12	1	19	48	48	16	12	50	78
Nephrology - Pediatric	0	0	0	1	0	0	1	8	8	5	0	8	13
Neurology - Pediatric	0	4	4	3	1	0	4	14	14	17	4	18	39
Radiology - Pediatric	0	0	0	1	4	0	5	19	19	1	4	19	24
Respirology - Pediatric	0	0	0	3	0	0	3	6	6	6	0	6	12
Rheumatology - Pediatric	0	0	0	1	0	0	1	3	3	4	0	3	7
Pediatrics Total	0	20	20	49	26	1	76	219	219	373	39	241	653
General Surgery	0	7	7	25	4	1	30	17	17	209	15	25	249
Cardiac Surgery	1	10	11	3	3	1	7	20	20	22	6	31	59
Colorectal Surgery	0	0	0	0	0	0	0	1	1	7	0	1	8
General Surgical Oncology	0	0	0	1	0	0	1	0	0	9	0	0	9
Gynecologic Oncology	0	0	0	3	0	0	3	2	2	7	0	2	9
Gyn Reprod Endocrinology & Infertility	0	0	0	0	0	0	0	1	1	10	1	1	12
Maternal Fetal Medicine	0	2	2	2	2	0	4	13	13	15	2	15	32
Neurosurgery	1	11	12	2	3	3	8	27	27	42	7	41	90
Obstetrics & Gynecology	0	2	2	22	3	0	25	16	16	188	7	18	213
Ophthalmology	1	6	7	11	4	1	16	27	27	76	11	34	121
Orthopedic Surgery	0	8	8	54	6	5	65	54	54	187	11	67	265
Otolaryngology - Head & Neck Surgery	0	2	2	4	3	5	12	12	12	62	4	19	85
Pediatric General Surgery	0	1	1	0	1	0	1	4	4	2	1	7	10
Plastic Surgery	0	4	4	7	0	1	8	9	9	62	0	14	76
Thoracic Surgery	0	0	0	0	1	0	1	28	28	8	1	28	37
Urology	0	0	0	13	2	2	17	21	21	84	3	23	110
Vascular Surgery	0	5	5	1	0	0	1	3	3	31	0	8	39
Surgery Total	3	58	61	148	32	19	199	255	255	1021	69	334	1424
General Pathology	0	0	0	0	0	0	0	0	0	10	1	0	11
Anatomical Pathology	0	0	0	11	1	1	13	17	17	79	11	18	108
Forensic Pathology	0	0	0	0	0	0	0	1	1	2	0	1	3
Hematological Pathology	0	1	1	1	0	0	1	1	1	5	3	2	10
Medical Biochemistry	0	0	0	0	0	0	0	0	0	2	1	0	3
Medical Microbiology	0	0	0	0	0	0	0	2	2	7	2	2	11
Neuropathology	0	2	2	0	0	0	0	2	2	4	0	4	8
Laboratory Medicine Total	0	3	3	12	1	1	14	23	23	109	18	27	154
Areas of Focused Competence	0	0	0	15	0	0	15	9	9	15	0	9	24
Clinician Investigator	0	1	1	10	0	0	10	0	0	100	3	1	104
Palliative Medicine	0	0	0	1	0	0	1	0	0	9	0	0	9
Special Program Total	0	1	1	26	0	0	26	9	9	124	3	10	137
Grand Total	7	216	223	508	155	25	688	1088	1088	5193	374	1333	6900

[1] CDN = Canadian Citizen
 [2] PR = Permanent Resident/Landed Immigrant
 [3] VISA = Employment Visa

SOURCE: Ontario Postgraduate Registry, November 2017
 Ontario Physician Human Resources Data Centre
 Prepared December 2017

Note: Re-entry, Repatriation and International Medical Graduate (IMG) trainees are included in these tables - see Part 3 for details

Table 1.81 Postgraduate Medical Trainees at McMaster University by Program, Pool, Legal Status and Source of Funding

McMaster	POOL A					POOL B				
	CDN		PR	VISA	TOTAL	CDN		PR	TOTAL	
	CEB	Not CEB	CEB	CEB		CEB	Not CEB	CEB		Not CEB
Family Medicine	186	1	0	0	187	32	1	2	0	35
F.M./ Emergency Medicine	3	0	0	0	3	1	0	0	0	1
Family Medicine Total	189	1	0	0	190	33	1	2	0	36
Anesthesiology	31	0	0	0	31	4	0	2	0	6
Critical Care Medicine	7	0	0	0	7	0	0	0	0	0
Diagnostic Radiology	26	0	0	0	26	3	0	1	0	4
Emergency Medicine	27	0	0	0	27	4	0	1	0	5
Neuroradiology	0	0	0	0	0	0	0	0	0	0
Pain Medicine	0	0	0	0	0	1	0	0	0	1
Physical Medicine & Rehab.	12	0	0	0	12	5	0	0	0	5
Psychiatry	41	0	0	0	41	10	0	1	0	11
Public Health & Preventive Medicine	0	0	0	0	0	0	0	1	0	1
Radiation Oncology	10	0	0	0	10	3	0	0	0	3
Transfusion Medicine	0	0	0	0	0	0	0	0	0	0
Other Specialty Total	154	0	0	0	154	30	0	6	0	36
Internal Medicine	75	0	0	0	75	12	0	1	0	13
Cardiology	6	0	0	0	6	3	0	1	0	4
Clinical Immunology & Allergy	4	0	0	0	4	0	0	0	0	0
Dermatology	2	0	0	0	2	0	0	0	0	0
Endocrinology & Metabolism	3	0	0	0	3	0	0	0	0	0
Gastroenterology	4	0	0	0	4	0	0	0	0	0
General Internal Medicine	6	0	0	0	6	1	0	0	0	1
Geriatric Medicine	3	0	0	0	3	0	0	0	0	0
Hematology	5	0	0	0	5	0	0	0	0	0
Infectious Diseases	3	0	0	0	3	1	0	0	0	1
Medical Oncology	3	0	0	0	3	0	0	0	0	0
Nephrology	3	0	0	0	3	0	0	0	0	0
Neurology	9	0	0	0	9	6	0	1	0	7
Respirology	4	0	0	0	4	2	0	0	0	2
Rheumatology	4	0	0	0	4	1	0	0	0	1
Internal Medicine Total	134	0	0	0	134	26	0	3	0	29
Pediatrics	31	0	0	1	32	11	1	4	1	17
Clinical Immunology & Allergy - Pediatric	2	0	0	0	2	2	0	0	0	2
Critical Care Medicine - Pediatric	0	0	0	0	0	0	0	0	0	0
Developmental Pediatrics	0	0	0	0	0	1	0	0	0	1
Endocrinology & Metabolism - Pediatric	1	0	0	0	1	0	0	0	0	0
Gastroenterology - Pediatric	1	0	0	0	1	0	0	0	0	0
Hematology / Oncology - Pediatric	0	0	0	0	0	3	0	0	0	3
Neonatal-Perinatal Medicine	0	0	0	0	0	1	0	0	0	1
Neurology - Pediatric	2	0	1	0	3	2	0	0	0	2
Pediatrics Total	37	0	1	1	39	20	1	4	1	26
General Surgery	39	0	0	0	39	0	0	0	0	0
Cardiac Surgery	3	0	0	0	3	1	0	0	0	1
Gyn Reprod Endocrinology & Infertility	1	0	0	0	1	0	0	0	0	0
Maternal Fetal Medicine	2	0	0	0	2	0	0	0	0	0
Neurosurgery	2	0	0	0	2	1	1	1	0	3
Obstetrics & Gynecology	31	0	0	0	31	4	0	0	0	4
Ophthalmology	7	0	0	0	7	0	0	0	0	0
Orthopedic Surgery	18	0	0	0	18	6	0	1	0	7
Otolaryngology - Head & Neck Surgery	9	0	0	0	9	0	0	0	0	0
Pediatric General Surgery	1	0	0	0	1	0	0	0	0	0
Plastic Surgery	15	0	0	0	15	0	0	0	0	0
Thoracic Surgery	1	0	0	0	1	0	0	0	0	0
Urology	13	1	0	0	14	0	0	0	0	0
Vascular Surgery	8	0	0	0	8	0	0	0	0	0
Surgery Total	150	1	0	0	151	12	1	2	0	15
General Pathology	1	0	0	0	1	9	0	1	0	10
Anatomical Pathology	7	0	0	0	7	4	0	0	0	4
Forensic Pathology	1	0	0	0	1	0	0	0	0	0
Medical Biochemistry	1	0	0	0	1	1	0	1	0	2
Medical Microbiology	1	0	0	0	1	1	0	1	0	2
Laboratory Medicine Total	11	0	0	0	11	15	0	3	0	18
Clinician Investigator	0	0	0	0	0	0	0	0	0	0
Special Program Total	0	0	0	0	0	0	0	0	0	0
Grand Total	675	2	1	1	679	136	3	20	1	160

SOURCE: Ontario Postgraduate Registry, November 2017
 Ontario Physician Human Resources Data Centre
 Prepared December 2017

Note: Re-entry, Repatriation and International Medical Graduate (IMG) trainees are included in these tables - see Part 3 for details

Table 1.81 Postgraduate Medical Trainees at McMaster University by Program, Pool, Legal Status and Source of Funding

McMaster	POOL C		POOL D				POOL E		TOTALS			GRAND
	VISA	TOTAL	CDN	PR	VISA	TOTAL	VISA	TOTAL	CDN	PR	VISA	TOTAL
	<i>Not CEB</i>		<i>Not CEB</i>	<i>Not CEB</i>	<i>Not CEB</i>		<i>Not CEB</i>					
Family Medicine	0	0	1	0	0	1	0	0	0	2	0	2
F.M./ Emergency Medicine	0	0	0	0	0	0	0	0	0	0	0	0
Family Medicine Total	0	0	1	0	0	1	0	0	0	2	0	2
Anesthesiology	2	2	1	1	0	2	2	2	2	3	4	9
Critical Care Medicine	1	1	0	0	0	0	5	5	5	0	6	11
Diagnostic Radiology	2	2	5	0	0	5	4	4	4	1	6	11
Emergency Medicine	5	5	0	0	0	0	1	1	1	1	6	8
Neuroradiology	0	0	0	0	0	0	1	1	1	0	1	2
Pain Medicine	0	0	0	0	0	0	0	0	0	0	0	0
Physical Medicine & Rehab.	0	0	0	0	0	0	0	0	0	0	0	0
Psychiatry	1	1	0	0	0	0	5	5	5	1	6	12
Public Health & Preventive Medicine	0	0	0	0	0	0	0	0	0	1	0	1
Radiation Oncology	1	1	2	0	0	2	0	0	0	0	1	1
Transfusion Medicine	0	0	1	0	0	1	0	0	0	0	0	0
Other Specialty Total	12	12	9	1	0	10	18	18	18	7	30	55
Internal Medicine	16	16	0	0	0	0	1	1	1	1	17	19
Cardiology	2	2	3	2	0	5	14	14	14	3	16	33
Clinical Immunology & Allergy	0	0	0	1	0	1	0	0	0	1	0	1
Dermatology	0	0	1	1	0	2	1	1	1	1	1	3
Endocrinology & Metabolism	0	0	1	0	0	1	2	2	2	0	2	4
Gastroenterology	0	0	1	0	1	2	14	14	14	0	15	29
General Internal Medicine	1	1	0	0	0	0	1	1	1	0	2	3
Geriatric Medicine	0	0	0	0	0	0	2	2	2	0	2	4
Hematology	0	0	2	0	0	2	4	4	4	0	4	8
Infectious Diseases	0	0	0	0	0	0	3	3	3	0	3	6
Medical Oncology	4	4	2	0	0	2	3	3	3	0	7	10
Nephrology	0	0	2	0	0	2	7	7	7	0	7	14
Neurology	0	0	4	1	0	5	7	7	7	2	7	16
Respirology	2	2	1	0	0	1	2	2	2	0	4	6
Rheumatology	0	0	1	0	0	1	0	0	0	0	0	0
Internal Medicine Total	25	25	18	5	1	24	61	61	61	8	87	156
Pediatrics	4	4	0	0	0	0	10	10	10	5	15	30
Clinical Immunology & Allergy - Pediatric	0	0	0	0	0	0	0	0	0	0	0	0
Critical Care Medicine - Pediatric	0	0	0	0	0	0	3	3	3	0	3	6
Developmental Pediatrics	0	0	1	0	0	1	0	0	0	0	0	0
Endocrinology & Metabolism - Pediatric	0	0	0	0	0	0	2	2	2	0	2	4
Gastroenterology - Pediatric	0	0	0	0	0	0	1	1	1	0	1	2
Hematology / Oncology - Pediatric	0	0	0	0	0	0	1	1	1	0	1	2
Neonatal-Perinatal Medicine	0	0	2	6	0	8	12	12	12	6	12	30
Neurology - Pediatric	0	0	0	0	0	0	0	0	0	1	0	1
Pediatrics Total	4	4	3	6	0	9	29	29	29	12	34	75
General Surgery	3	3	4	1	0	5	8	8	8	1	11	20
Cardiac Surgery	3	3	0	0	0	0	0	0	0	0	3	3
Gyn Reprod Endocrinology & Infertility	0	0	0	0	0	0	0	0	0	0	0	0
Maternal Fetal Medicine	0	0	0	0	0	0	0	0	0	0	0	0
Neurosurgery	5	5	0	1	0	1	1	1	1	2	6	9
Obstetrics & Gynecology	1	1	2	0	0	2	1	1	1	0	2	3
Ophthalmology	0	0	1	0	0	1	0	0	0	0	0	0
Orthopedic Surgery	0	0	5	1	0	6	2	2	2	2	2	6
Otolaryngology - Head & Neck Surgery	0	0	0	0	0	0	0	0	0	0	0	0
Pediatric General Surgery	1	1	0	0	0	0	1	1	1	0	2	3
Plastic Surgery	1	1	0	0	0	0	0	0	0	0	1	1
Thoracic Surgery	0	0	0	0	0	0	2	2	2	0	2	4
Urology	0	0	0	1	0	1	4	4	4	1	4	9
Vascular Surgery	0	0	0	0	0	0	0	0	0	0	0	0
Surgery Total	14	14	12	4	0	16	19	19	19	6	33	58
General Pathology	0	0	0	0	0	0	0	0	0	1	0	1
Anatomical Pathology	0	0	1	0	0	1	0	0	0	0	0	0
Forensic Pathology	0	0	0	0	0	0	0	0	0	0	0	0
Medical Biochemistry	0	0	0	0	0	0	0	0	0	1	0	1
Medical Microbiology	0	0	0	0	0	0	1	1	1	1	1	3
Laboratory Medicine Total	0	0	1	0	0	1	1	1	1	3	1	5
Clinician Investigator	0	0	7	0	0	7	0	0	0	0	0	0
Special Program Total	0	0	7	0	0	7	0	0	0	0	0	0
Grand Total	55	55	51	16	1	68	128	128	867	38	185	1090

SOURCE: Ontario Postgraduate Registry, November 2017
 Ontario Physician Human Resources Data Centre
 Prepared December 2017

Note: Re-entry, Repatriation and International Medical Graduate (IMG) trainees are included in these tables - see Part 3 for details

Table 1.82 Postgraduate Medical Trainees at the Northern Ontario School of Medicine by Program, Pool, Legal Status and Source of Funding

NOSM	POOL A							POOL B						
	CDN		PR		VISA		TOTAL	CDN		PR		VISA		TOTAL
	CEB	Not CEB	CEB	Not CEB	CEB	Not CEB		CEB	Not CEB	CEB	Not CEB	CEB	Not CEB	
Family Medicine	74	5	0	0	0	0	79	6	0	1	0	0	0	7
F.M./ Emergency Medicine	6	0	0	0	0	0	6	1	0	0	0	0	0	1
Family Medicine Total	80	5	0	0	0	0	85	7	0	1	0	0	0	8
Anesthesiology	9	0	0	0	0	0	9	0	0	0	0	0	0	0
Psychiatry	6	0	0	0	0	0	6	4	0	1	0	0	0	5
Public Health & Preventive Medicine	4	0	0	0	0	0	4	2	0	2	0	0	0	4
Other Specialty Total	19	0	0	0	0	0	19	6	0	3	0	0	0	9
Internal Medicine	11	0	0	0	0	0	11	4	0	3	0	0	0	7
Internal Medicine Total	11	0	0	0	0	0	11	4	0	3	0	0	0	7
Pediatrics	7	0	0	0	0	0	7	2	0	1	0	0	0	3
Pediatrics Total	7	0	0	0	0	0	7	2	0	1	0	0	0	3
General Surgery	9	0	1	0	0	0	10	0	0	0	0	0	0	0
Orthopedic Surgery	2	0	1	0	0	0	3	3	0	1	0	0	0	4
Surgery Total	11	0	2	0	0	0	13	3	0	1	0	0	0	4
Grand Total	128	5	2	0	0	0	135	22	0	9	0	0	0	31

NOSM	POOL C		POOL D				POOL E		TOTALS			GRAND TOTAL
	VISA	TOTAL	CDN	PR	VISA	TOTAL	VISA	TOTAL	CDN	PR	VISA	
	Not CEB		Not CEB	Not CEB	Not CEB		Not CEB	Not CEB				
Family Medicine	0	0	0	0	0	0	0	0	85	1	0	86
F.M./ Emergency Medicine	0	0	0	0	0	0	0	0	7	0	0	7
Family Medicine Total	0	0	0	0	0	0	0	0	92	1	0	93
Anesthesiology	0	0	0	0	0	0	0	0	9	0	0	9
Psychiatry	0	0	0	0	0	0	0	0	10	1	0	11
Public Health & Preventive Medicine	0	0	0	0	0	0	0	0	6	2	0	8
Other Specialty Total	0	0	0	0	0	0	0	0	25	3	0	28
Internal Medicine	0	0	0	0	0	0	0	0	15	3	0	18
Internal Medicine Total	0	0	0	0	0	0	0	0	15	3	0	18
Pediatrics	0	0	0	0	0	0	0	0	9	1	0	10
Pediatrics Total	0	0	0	0	0	0	0	0	9	1	0	10
General Surgery	0	0	0	0	0	0	0	0	9	1	0	10
Orthopedic Surgery	0	0	0	0	0	0	0	0	5	2	0	7
Surgery Total	0	0	0	0	0	0	0	0	14	3	0	17
Grand Total	0	0	0	0	0	0	0	0	155	11	0	166

SOURCE: Ontario Postgraduate Registry, November 2017
 Ontario Physician Human Resources Data Centre
 Prepared December 2017

Note: Re-entry, Repatriation and International Medical Graduate (IMG) trainees are included in these tables - see Part 3 for details

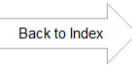


Table 1.83 Postgraduate Medical Trainees at the University of Ottawa by Program, Pool, Legal Status and Source of Funding

Ottawa	POOL A						POOL B					
	CDN		PR		VISA		TOTAL	CDN		PR		TOTAL
	CEB	Not CEB	CEB	Not CEB	CEB	Not CEB		CEB	Not CEB	CEB	Not CEB	
Family Medicine	128	1	0	0	0	0	129	20	0	2	0	22
F.M./ Emergency Medicine	5	2	0	0	0	0	7	0	0	0	0	0
Family Medicine Total	133	3	0	0	0	0	136	20	0	2	0	22
Anesthesiology	40	3	0	0	0	0	43	7	0	1	0	8
Critical Care Medicine	3	0	0	0	0	0	3	1	0	0	0	1
Diagnostic Radiology	16	0	0	0	0	0	16	7	0	6	0	13
Emergency Medicine	36	0	0	0	0	0	36	9	0	1	0	10
Medical Genetics	3	0	0	0	0	0	3	0	0	1	0	1
Neuroradiology	0	0	0	0	0	0	0	0	0	0	0	0
Nuclear Medicine	1	0	0	0	0	0	1	1	0	0	0	1
Pain Medicine	1	0	0	0	0	0	1	0	0	0	0	0
Physical Medicine & Rehab.	8	0	0	0	0	0	8	2	0	0	0	2
Psychiatry	48	1	0	0	0	0	49	10	0	4	0	14
Public Health & Preventive Medicine	11	0	0	0	0	0	11	1	0	1	0	2
Radiation Oncology	5	0	0	0	0	0	5	4	0	0	0	4
Other Specialty Total	172	4	0	0	0	0	176	42	0	14	0	56
Internal Medicine	68	0	1	0	0	0	69	18	0	0	0	18
Cardiology	9	0	0	0	0	0	9	1	0	0	0	1
Dermatology	13	0	0	0	0	0	13	1	0	0	0	1
Endocrinology & Metabolism	4	0	0	0	0	0	4	0	0	0	0	0
Gastroenterology	4	0	0	0	0	0	4	1	0	0	0	1
General Internal Medicine	7	0	0	0	0	0	7	0	0	0	0	0
Geriatric Medicine	2	0	0	0	0	0	2	0	0	0	0	0
Hematology	4	0	0	0	0	0	4	0	0	0	0	0
Infectious Diseases	4	0	0	0	0	0	4	0	0	0	0	0
Medical Oncology	2	0	0	0	0	0	2	2	0	1	0	3
Nephrology	2	0	0	0	0	0	2	1	0	1	0	2
Neurology	16	0	0	0	0	0	16	2	0	2	0	4
Respirology	4	0	0	0	0	0	4	0	0	0	0	0
Rheumatology	3	0	0	0	0	0	3	1	0	0	0	1
Internal Medicine Total	142	0	1	0	0	0	143	27	0	4	0	31
Pediatrics	36	0	0	0	0	0	36	8	0	0	0	8
Cardiology - Pediatric	0	1	0	0	0	0	1	0	0	0	0	0
Critical Care Medicine - Pediatric	2	0	0	0	0	0	2	0	0	0	0	0
Emergency Medicine - Pediatric	4	0	0	0	0	0	4	1	0	0	0	1
Endocrinology & Metabolism - Pediatric	2	1	0	0	0	0	3	1	0	0	0	1
Hematology / Oncology - Pediatric	0	0	0	0	0	0	0	0	0	0	0	0
Infectious Diseases - Pediatric	1	0	0	0	0	0	1	0	0	0	0	0
Neonatal-Perinatal Medicine	1	0	0	0	0	0	1	1	0	0	0	1
Nephrology - Pediatric	0	0	0	0	0	0	0	0	0	0	0	0
Neurology - Pediatric	3	0	0	0	0	0	3	0	0	1	0	1
Radiology - Pediatric	0	0	0	0	0	0	0	0	0	0	0	0
Pediatrics Total	49	2	0	0	0	0	51	11	0	1	0	12
General Surgery	27	0	1	0	0	0	28	5	0	0	0	5
Cardiac Surgery	4	0	1	0	0	0	5	1	0	1	0	2
Colorectal Surgery	2	0	0	0	0	0	2	0	0	0	0	0
General Surgical Oncology	1	0	0	0	0	0	1	0	0	0	0	0
Gynecologic Oncology	1	0	0	0	0	0	1	0	0	0	0	0
Gyn Reprod Endocrinology & Infertility	3	1	0	0	0	0	4	0	0	0	0	0
Maternal Fetal Medicine	2	0	0	0	0	0	2	0	0	0	0	0
Neurosurgery	5	0	0	0	0	0	5	1	0	0	0	1
Obstetrics & Gynecology	25	0	0	0	0	0	25	4	0	2	0	6
Ophthalmology	15	0	0	0	0	0	15	0	0	2	0	2
Orthopedic Surgery	23	1	0	0	0	0	24	4	0	2	0	6
Otolaryngology - Head & Neck Surgery	9	0	0	0	0	0	9	1	0	0	0	1
Pediatric General Surgery	1	0	0	0	0	0	1	0	0	0	0	0
Plastic Surgery	9	0	0	0	0	0	9	1	0	0	0	1
Thoracic Surgery	2	0	0	0	0	0	2	0	0	0	0	0
Urology	16	0	0	0	0	0	16	1	0	1	0	2
Vascular Surgery	4	1	0	0	0	0	5	2	0	0	0	2
Surgery Total	149	3	2	0	0	0	154	20	0	8	0	28
Anatomical Pathology	10	0	0	0	0	0	10	4	0	1	0	5
Hematological Pathology	0	0	0	0	0	0	0	1	0	1	0	2
Medical Microbiology	1	0	0	0	0	0	1	2	0	0	0	2
Laboratory Medicine Total	11	0	0	0	0	0	11	7	0	2	0	9
Areas of Focused Competence	0	0	0	0	0	0	0	0	0	0	0	0
Clinician Investigator	7	2	0	0	0	0	9	0	0	0	0	0
Palliative Medicine	4	0	0	0	0	0	4	0	1	0	0	1
Special Program Total	11	2	0	0	0	0	13	0	1	0	0	1
Grand Total	667	14	3	0	0	0	684	127	1	31	0	159

SOURCE: Ontario Postgraduate Registry, November 2017
 Ontario Physician Human Resources Data Centre
 Prepared December 2017

Note: Re-entry, Repatriation and International Medical Graduate (IMG) trainees are included in these tables - see Part 3 for details

Table 1.83 Postgraduate Medical Trainees at the University of Ottawa by Program, Pool, Legal Status and Source of Funding

Ottawa	POOL C			POOL D				POOL E		TOTALS			GRAND TOTAL
	PR	VISA	TOTAL	CDN	PR	VISA	TOTAL	VISA	TOTAL	CDN	PR	VISA	
	Not CEB	Not CEB		Not CEB	Not CEB	Not CEB		Not CEB					
Family Medicine	0	0	0	0	0	0	0	1	1	149	2	1	152
F.M./ Emergency Medicine	0	0	0	0	0	0	0	0	0	7	0	0	7
Family Medicine Total	0	0	0	0	0	0	0	1	1	156	2	1	159
Anesthesiology	0	1	1	9	2	0	11	3	3	59	3	4	66
Critical Care Medicine	0	0	0	0	0	0	0	1	1	4	0	1	5
Diagnostic Radiology	0	0	0	4	4	0	8	12	12	27	10	12	49
Emergency Medicine	0	0	0	2	0	0	2	4	4	47	1	4	52
Medical Genetics	0	0	0	1	0	0	1	0	0	4	1	0	5
Neuroradiology	0	0	0	0	0	0	0	3	3	0	0	3	3
Nuclear Medicine	0	1	1	0	0	0	0	3	3	2	0	4	6
Pain Medicine	0	0	0	0	0	0	0	0	0	1	0	0	1
Physical Medicine & Rehab.	0	0	0	1	0	0	1	0	0	11	0	0	11
Psychiatry	0	0	0	0	0	0	0	1	1	59	4	1	64
Public Health & Preventive Medicine	0	0	0	0	0	0	0	0	0	12	1	0	13
Radiation Oncology	0	4	4	0	0	0	0	0	0	9	0	4	13
Other Specialty Total	0	6	6	17	6	0	23	27	27	235	20	33	288
Internal Medicine	0	2	2	0	0	0	0	0	0	86	1	2	89
Cardiology	0	2	2	3	1	0	4	9	9	13	1	11	25
Dermatology	0	0	0	0	0	0	0	0	0	14	0	0	14
Endocrinology & Metabolism	0	0	0	0	0	0	0	3	3	4	0	3	7
Gastroenterology	0	1	1	2	0	0	2	2	2	7	0	3	10
General Internal Medicine	0	0	0	0	0	0	0	0	0	7	0	0	7
Geriatric Medicine	0	0	0	0	0	0	0	0	0	2	0	0	2
Hematology	0	1	1	1	1	0	2	5	5	5	1	6	12
Infectious Diseases	0	0	0	0	0	0	0	1	1	4	0	1	5
Medical Oncology	0	0	0	0	0	0	0	2	2	4	1	2	7
Nephrology	0	0	0	0	2	0	2	3	3	3	3	3	9
Neurology	0	0	0	0	0	0	0	3	3	18	2	3	23
Respirology	0	0	0	2	0	0	2	0	0	6	0	0	6
Rheumatology	0	0	0	0	0	0	0	3	3	4	0	3	7
Internal Medicine Total	0	6	6	8	4	0	12	31	31	177	9	37	223
Pediatrics	0	1	1	1	0	0	1	1	1	45	0	2	47
Cardiology - Pediatric	0	0	0	0	0	0	0	0	0	1	0	0	1
Critical Care Medicine - Pediatric	0	0	0	2	0	0	2	0	0	4	0	0	4
Emergency Medicine - Pediatric	0	0	0	0	0	0	0	0	0	5	0	0	5
Endocrinology & Metabolism - Pediatric	0	0	0	1	0	0	1	0	0	5	0	0	5
Hematology / Oncology - Pediatric	0	0	0	0	0	0	0	1	1	0	0	1	1
Infectious Diseases - Pediatric	0	0	0	0	0	0	0	1	1	1	0	1	2
Neonatal-Perinatal Medicine	0	0	0	2	1	0	3	3	3	4	1	3	8
Nephrology - Pediatric	0	0	0	0	0	0	0	2	2	0	0	2	2
Neurology - Pediatric	0	0	0	0	0	0	0	1	1	3	1	1	5
Radiology - Pediatric	0	0	0	0	0	0	0	4	4	0	0	4	4
Pediatrics Total	0	1	1	6	1	0	7	13	13	68	2	14	84
General Surgery	0	0	0	3	0	0	3	0	0	35	1	0	36
Cardiac Surgery	0	1	1	0	0	0	0	1	1	5	2	2	9
Colorectal Surgery	0	0	0	0	0	0	0	0	0	2	0	0	2
General Surgical Oncology	0	0	0	0	0	0	0	0	0	1	0	0	1
Gynecologic Oncology	0	0	0	1	0	0	1	0	0	2	0	0	2
Gyn Reprod Endocrinology & Infertility	0	0	0	0	0	0	0	0	0	4	0	0	4
Maternal Fetal Medicine	0	1	1	0	1	0	1	3	3	2	1	4	7
Neurosurgery	1	4	5	0	1	0	1	7	7	6	2	11	19
Obstetrics & Gynecology	0	0	0	3	0	0	3	1	1	32	2	1	35
Ophthalmology	0	0	0	0	0	0	0	5	5	15	2	5	22
Orthopedic Surgery	0	2	2	5	1	0	6	8	8	33	3	10	46
Otolaryngology - Head & Neck Surgery	0	1	1	0	0	0	0	1	1	10	0	2	12
Pediatric General Surgery	0	0	0	0	1	0	1	0	0	1	1	0	2
Plastic Surgery	0	0	0	0	0	0	0	0	0	10	0	0	10
Thoracic Surgery	0	0	0	0	0	0	0	1	1	2	0	1	3
Urology	0	0	0	1	0	0	1	1	1	18	1	1	20
Vascular Surgery	0	0	0	0	0	0	0	0	0	7	0	0	7
Surgery Total	1	9	10	13	4	0	17	28	28	185	15	37	237
Anatomical Pathology	0	0	0	0	0	0	0	0	0	14	1	0	15
Hematological Pathology	0	0	0	0	0	0	0	0	0	1	1	0	2
Medical Microbiology	0	0	0	0	0	0	0	0	0	3	0	0	3
Laboratory Medicine Total	0	0	0	0	0	0	0	0	0	18	2	0	20
Areas of Focused Competence	0	0	0	6	0	0	6	8	8	6	0	8	14
Clinician Investigator	0	0	0	0	0	0	0	0	0	9	0	0	9
Palliative Medicine	0	0	0	0	0	0	0	0	0	5	0	0	5
Special Program Total	0	0	0	6	0	0	6	8	8	20	0	8	28
Grand Total	1	22	23	50	15	0	65	108	108	859	50	130	1039

SOURCE: Ontario Postgraduate Registry, November 2017
Ontario Physician Human Resources Data Centre
Prepared December 2017

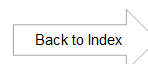
Note: Re-entry, Repatriation and International Medical Graduate (IMG) trainees are included in these tables - see Part 3 for details

Table 1.84 Postgraduate Medical Trainees at Queen's University by Program, Pool, Legal Status and Source of Funding

<i>Queen's</i>	<i>POOL A</i>					<i>POOL B</i>				
	<i>CDN</i>		<i>PR</i>		<i>TOTAL</i>	<i>CDN</i>		<i>PR</i>		<i>TOTAL</i>
	<i>CEB</i>	<i>Not CEB</i>	<i>CEB</i>	<i>Not CEB</i>		<i>CEB</i>	<i>Not CEB</i>	<i>CEB</i>	<i>Not CEB</i>	
Family Medicine	119	12	0	0	131	20	0	2	0	22
F.M./ Emergency Medicine	7	0	0	0	7	1	0	0	0	1
Family Medicine Total	126	12	0	0	138	21	0	2	0	23
Anesthesiology	20	0	0	0	20	0	0	0	0	0
Critical Care Medicine	6	0	0	0	6	1	0	0	0	1
Diagnostic Radiology	13	0	0	0	13	3	0	0	0	3
Emergency Medicine	17	0	0	0	17	0	0	0	0	0
Physical Medicine & Rehab.	5	0	0	0	5	0	0	0	0	0
Psychiatry	12	1	1	0	14	14	0	2	0	16
Public Health & Preventive Medicine	10	0	0	0	10	1	0	0	0	1
Radiation Oncology	6	0	0	0	6	0	0	1	0	1
Other Specialty Total	89	1	1	0	91	19	0	3	0	22
Internal Medicine	46	1	0	0	47	8	0	2	0	10
Cardiology	5	0	0	0	5	1	0	0	0	1
Gastroenterology	3	0	0	0	3	1	0	0	0	1
General Internal Medicine	7	0	0	0	7	1	0	1	0	2
Hematology	2	0	0	0	2	2	0	0	0	2
Medical Oncology	4	0	0	0	4	0	0	0	0	0
Nephrology	2	0	0	0	2	1	0	0	0	1
Neurology	9	0	0	0	9	1	0	1	0	2
Respirology	5	0	0	0	5	0	0	0	0	0
Rheumatology	3	0	0	0	3	1	0	2	0	3
Internal Medicine Total	86	1	0	0	87	16	0	6	0	22
Pediatrics	15	0	0	0	15	2	0	1	0	3
Pediatrics Total	15	0	0	0	15	2	0	1	0	3
General Surgery	17	0	0	0	17	1	0	1	0	2
Neurosurgery	0	0	0	0	0	0	0	0	0	0
Obstetrics & Gynecology	13	0	0	0	13	1	0	0	0	1
Ophthalmology	12	0	0	0	12	0	0	0	0	0
Orthopedic Surgery	9	0	0	0	9	1	0	0	0	1
Urology	5	0	0	0	5	0	0	0	0	0
Surgery Total	56	0	0	0	56	3	0	1	0	4
Anatomical Pathology	6	0	0	0	6	3	0	4	0	7
Laboratory Medicine Total	6	0	0	0	6	3	0	4	0	7
Clinician Investigator	4	3	0	0	7	0	0	0	0	0
Palliative Medicine	0	0	0	0	0	1	0	0	0	1
Special Program Total	4	3	0	0	7	1	0	0	0	1
Grand Total	382	17	1	0	400	65	0	17	0	82

SOURCE: Ontario Postgraduate Registry, November 2017
 Ontario Physician Human Resources Data Centre
 Prepared December 2017

Note: Re-entry, Repatriation and International Medical Graduate (IMG) trainees are included in these tables - see Part 3 for detail:



**Table 1.84 Postgraduate Medical Trainees at Queen's University by Program,
Pool, Legal Status and Source of Funding**

<i>Queen's</i>	<i>POOL C</i>		<i>POOL D</i>			<i>POOL E</i>		<i>TOTALS</i>			<i>GRAND TOTAL</i>
	<i>VISA</i>	<i>TOTAL</i>	<i>CDN</i>	<i>VISA</i>	<i>TOTAL</i>	<i>VISA</i>	<i>TOTAL</i>	<i>CDN</i>	<i>PR</i>	<i>VISA</i>	
	<i>Not CEB</i>		<i>Not CEB</i>	<i>Not CEB</i>		<i>Not CEB</i>					
Family Medicine	0	0	0	0	0	0	0	151	2	0	153
F.M./ Emergency Medicine	0	0	0	0	0	0	0	8	0	0	8
Family Medicine Total	0	0	0	0	0	0	0	159	2	0	161
Anesthesiology	0	0	1	0	1	1	1	21	0	1	22
Critical Care Medicine	0	0	0	0	0	2	2	7	0	2	9
Diagnostic Radiology	0	0	0	0	0	0	0	16	0	0	16
Emergency Medicine	0	0	1	0	1	0	0	18	0	0	18
Physical Medicine & Rehab.	0	0	0	0	0	0	0	5	0	0	5
Psychiatry	1	1	0	0	0	6	6	27	3	7	37
Public Health & Preventive Medicine	0	0	0	0	0	0	0	11	0	0	11
Radiation Oncology	1	1	0	0	0	0	0	6	1	1	8
Other Specialty Total	2	2	2	0	2	9	9	111	4	11	126
Internal Medicine	4	4	0	0	0	0	0	55	2	4	61
Cardiology	1	1	2	0	2	2	2	8	0	3	11
Gastroenterology	1	1	2	0	2	0	0	6	0	1	7
General Internal Medicine	0	0	0	0	0	0	0	8	1	0	9
Hematology	0	0	0	0	0	1	1	4	0	1	5
Medical Oncology	0	0	0	0	0	1	1	4	0	1	5
Nephrology	0	0	0	0	0	3	3	3	0	3	6
Neurology	0	0	0	0	0	0	0	10	1	0	11
Respirology	0	0	2	0	2	4	4	7	0	4	11
Rheumatology	0	0	0	0	0	0	0	4	2	0	6
Internal Medicine Total	6	6	6	0	6	11	11	109	6	17	132
Pediatrics	1	1	0	0	0	1	1	17	1	2	20
Pediatrics Total	1	1	0	0	0	1	1	17	1	2	20
General Surgery	1	1	0	0	0	0	0	18	1	1	20
Neurosurgery	0	0	1	0	1	0	0	1	0	0	1
Obstetrics & Gynecology	0	0	1	0	1	0	0	15	0	0	15
Ophthalmology	0	0	1	0	1	1	1	13	0	1	14
Orthopedic Surgery	4	4	3	1	4	4	4	13	0	9	22
Urology	0	0	0	0	0	0	0	5	0	0	5
Surgery Total	5	5	6	1	7	5	5	65	1	11	77
Anatomical Pathology	0	0	0	0	0	0	0	9	4	0	13
Laboratory Medicine Total	0	0	0	0	0	0	0	9	4	0	13
Clinician Investigator	0	0	0	0	0	0	0	7	0	0	7
Palliative Medicine	0	0	1	0	1	0	0	2	0	0	2
Special Program Total	0	0	1	0	1	0	0	9	0	0	9
Grand Total	14	14	15	1	16	26	26	479	18	41	538

SOURCE: Ontario Postgraduate Registry, November 2017
Ontario Physician Human Resources Data Centre
Prepared December 2017

Note: Re-entry, Repatriation and International Medical Graduate (IMG) trainees are included in these tables - see Part 3 for detail

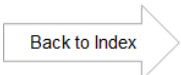


Table 1.85 Postgraduate Medical Trainees at the University of Toronto by Program, Pool, Legal Status and Source of Funding

Toronto	POOL A						POOL B					
	CDN [1]		PR [2]		VISA [3]		TOTAL	CDN		PR		TOTAL
	CEB	Not CEB	CEB	Not CEB	CEB	Not CEB		CEB	Not CEB	CEB	Not CEB	
Family Medicine	309	4	1	0	0	0	314	32	0	21	0	53
F.M./ Emergency Medicine	7	0	0	0	0	0	7	0	0	0	0	0
Family Medicine Total	316	4	1	0	0	0	321	32	0	21	0	53
Anesthesiology	76	0	0	0	0	0	76	11	0	6	0	17
Clinical Pharmacology & Toxicology	2	0	0	0	0	0	2	0	0	0	0	0
Critical Care Medicine	12	1	0	0	0	0	13	1	0	0	0	1
Diagnostic Radiology	45	0	1	0	0	0	46	8	0	3	0	11
Emergency Medicine	36	0	1	0	0	0	37	11	0	3	0	14
Medical Genetics	5	0	0	0	0	0	5	1	1	3	0	5
Neuroradiology	5	0	0	0	0	0	5	0	0	0	0	0
Nuclear Medicine	2	0	0	0	0	0	2	0	0	0	0	0
Physical Medicine & Rehab.	17	0	0	0	0	0	17	4	0	0	0	4
Psychiatry	157	0	1	0	0	0	158	17	0	4	1	22
Public Health & Preventive Medicine	12	1	0	0	0	0	13	0	0	0	0	0
Radiation Oncology	16	0	1	0	0	0	17	0	0	0	0	0
Other Specialty Total	385	2	4	0	0	0	391	53	1	19	1	74
Internal Medicine	170	5	0	0	0	0	175	35	2	8	0	45
Cardiology	22	0	1	0	0	0	23	4	0	0	0	4
Clinical Immunology & Allergy	3	0	0	0	0	0	3	0	0	0	0	0
Dermatology	26	0	0	0	0	0	26	0	0	4	0	4
Endocrinology & Metabolism	5	0	0	0	0	0	5	1	0	0	0	1
Gastroenterology	9	0	0	0	0	0	9	1	0	0	0	1
General Internal Medicine	11	0	0	0	0	0	11	0	0	0	0	0
Geriatric Medicine	8	1	0	0	0	0	9	4	0	0	0	4
Hematology	5	0	2	0	0	0	7	0	0	0	0	0
Infectious Diseases	7	1	0	0	0	0	8	0	0	0	0	0
Medical Oncology	10	0	0	0	0	0	10	1	0	0	0	1
Nephrology	6	0	0	0	0	0	6	0	0	0	0	0
Neurology	24	0	0	0	0	0	24	8	0	4	0	12
Occupational Medicine	1	0	0	0	0	0	1	1	0	0	0	1
Respirology	6	0	0	0	0	0	6	2	0	0	0	2
Rheumatology	5	0	0	0	0	0	5	2	0	0	0	2
Internal Medicine Total	318	7	3	0	0	0	328	59	2	16	0	77
Pediatrics	56	0	0	0	0	0	56	11	0	3	0	14
Adolescent Medicine	3	1	0	0	0	0	4	1	0	0	0	1
Cardiology - Pediatric	0	3	0	0	0	0	3	1	0	0	0	1
Clinical Immunology & Allergy - Pediatric	3	0	0	0	0	0	3	1	0	0	0	1
Clinical Pharmacology & Toxicology - Pediatric	0	0	0	0	0	0	0	0	0	0	0	0
Critical Care Medicine - Pediatric	4	1	0	0	0	0	5	0	0	0	0	1
Developmental Pediatrics	1	2	0	0	0	0	3	1	0	0	0	1
Emergency Medicine - Pediatric	4	3	0	0	0	0	7	2	0	0	0	2
Endocrinology & Metabolism - Pediatric	3	0	0	0	0	0	3	0	0	0	0	0
Gastroenterology - Pediatric	0	0	0	0	0	0	0	0	0	0	0	0
Hematology / Oncology - Pediatric	7	3	0	0	0	0	10	0	0	0	0	0
Infectious Diseases - Pediatric	2	0	0	0	0	0	2	0	0	0	0	0
Neonatal-Perinatal Medicine	2	3	0	0	0	0	5	0	1	0	0	1
Nephrology - Pediatric	2	1	0	0	0	0	3	1	0	0	0	1
Neurology - Pediatric	4	0	0	0	0	0	4	3	0	1	0	4
Radiology - Pediatric	0	0	0	0	0	0	0	0	0	0	0	0
Respirology - Pediatric	2	0	0	0	0	0	2	0	1	0	0	1
Rheumatology - Pediatric	3	0	0	0	0	0	3	0	0	0	0	0
Pediatrics Total	96	17	0	0	0	0	113	21	2	4	0	27
General Surgery	54	0	0	0	0	0	54	7	0	8	0	15
Cardiac Surgery	5	0	0	0	0	0	5	0	0	0	0	0
Colorectal Surgery	5	0	0	0	0	0	5	0	0	0	0	0
General Surgical Oncology	5	0	0	0	0	0	5	2	0	0	0	2
Gynecologic Oncology	2	0	0	0	0	0	2	1	0	0	0	1
Gyn Reprod Endocrinology & Infertility	3	0	0	0	0	0	3	0	0	0	0	0
Maternal Fetal Medicine	7	0	0	0	0	0	7	1	0	0	0	1
Neurosurgery	16	3	0	0	0	0	19	0	0	2	0	2
Obstetrics & Gynecology	52	0	0	0	0	0	52	7	1	0	0	8
Ophthalmology	19	0	1	0	0	0	20	2	0	3	0	5
Orthopedic Surgery	35	0	0	0	0	0	35	9	0	0	0	9
Otolaryngology - Head & Neck Surgery	23	0	1	0	0	0	24	1	0	0	0	1
Pediatric General Surgery	0	0	0	0	2	0	2	0	0	0	0	0
Plastic Surgery	18	1	0	0	0	0	19	0	0	0	0	0
Thoracic Surgery	3	0	0	0	0	0	3	1	0	0	0	1
Urology	18	0	0	0	0	0	18	3	0	0	0	3
Vascular Surgery	8	0	0	0	0	0	8	1	0	0	0	1
Surgery Total	273	4	2	0	2	0	281	35	1	13	0	49
Anatomical Pathology	16	0	0	0	0	0	16	8	0	5	0	13
Forensic Pathology	0	0	0	0	0	0	0	1	0	0	0	1
Hematological Pathology	1	0	0	0	0	0	1	2	0	2	0	4
Medical Microbiology	2	0	0	0	0	0	2	0	0	1	0	1
Neuropathology	2	0	0	0	0	0	2	0	0	0	0	0
Laboratory Medicine Total	21	0	0	0	0	0	21	11	0	8	0	19
Areas of Focused Competence	0	0	0	0	0	0	0	0	0	0	0	0
Clinician Investigator	28	37	0	0	0	0	65	1	5	2	1	9
Palliative Medicine	0	0	0	0	0	0	0	2	0	0	0	2
Special Program Total	28	37	0	0	0	0	65	3	5	2	1	11
Grand Total	1437	71	10	0	2	0	1520	214	11	83	2	310

[1] CDN = Canadian Citizen
 [2] PR = Permanent Resident/Landed Immigrant
 [3] VISA = Employment Visa
 SOURCE: Ontario Postgraduate Requirv, November 2017
 Ontario Physician Human Resources Data Centre
 Prepared December 2017

Note: Re-entry, Repatriation and International Medical Graduate (IMG) trainees are included in these tables - see Part 3 for details



Table 1.85 Postgraduate Medical Trainees at the University of Toronto by Program, Pool, Legal Status and Source of Funding

Toronto	POOL C			POOL D				POOL E		TOTALS			GRAND TOTAL
	PR	VISA	TOTAL	CDN	PR	VISA	TOTAL	VISA	TOTAL	CDN	PR	VISA	
	Not CEB	Not CEB		Not CEB	Not CEB	Not CEB		Not CEB					
Family Medicine	0	7	7	11	0	0	11	0	0	356	22	7	385
F.M./ Emergency Medicine	0	0	0	0	0	0	0	0	0	7	0	0	7
Family Medicine Total	0	7	7	11	0	0	11	0	0	363	22	7	392
Anesthesiology	0	6	6	34	8	0	42	60	60	121	14	66	201
Clinical Pharmacology & Toxicology	0	1	1	0	1	0	1	0	0	2	1	1	4
Critical Care Medicine	0	0	0	3	4	1	8	33	33	17	4	34	55
Diagnostic Radiology	0	3	3	26	3	2	31	31	31	79	7	36	122
Emergency Medicine	0	0	0	0	0	0	0	0	0	47	4	0	51
Medical Genetics	0	1	1	1	0	0	1	7	7	8	3	8	19
Neuroradiology	0	0	0	1	0	0	1	8	8	6	0	8	14
Nuclear Medicine	0	0	0	0	0	0	0	0	0	2	0	0	2
Physical Medicine & Rehab.	0	0	0	2	1	0	3	3	3	23	1	3	27
Psychiatry	1	4	5	13	4	0	17	27	27	187	11	31	229
Public Health & Preventive Medicine	0	0	0	0	0	0	0	0	0	13	0	0	13
Radiation Oncology	0	4	4	8	0	0	8	15	15	24	1	19	44
Other Specialty Total	1	19	20	88	21	3	112	184	184	529	46	206	781
Internal Medicine	1	11	12	0	0	0	0	0	0	212	9	11	232
Cardiology	0	4	4	23	6	0	29	33	33	49	7	37	93
Clinical Immunology & Allergy	0	0	0	0	0	0	0	0	0	3	0	0	3
Dermatology	0	0	0	5	1	0	6	10	10	31	5	10	46
Endocrinology & Metabolism	0	1	1	3	1	0	4	3	3	9	1	4	14
Gastroenterology	0	1	1	9	3	0	12	13	13	19	3	14	36
General Internal Medicine	0	0	0	8	7	0	15	3	3	19	7	3	29
Geriatric Medicine	0	0	0	0	0	0	0	0	0	13	0	0	13
Hematology	0	1	1	11	3	0	14	25	25	16	5	26	47
Infectious Diseases	0	0	0	4	0	0	4	14	14	12	0	14	26
Medical Oncology	0	0	0	10	8	0	18	23	23	21	8	23	52
Nephrology	0	0	0	7	2	0	9	21	21	13	2	21	36
Neurology	0	0	0	8	10	0	18	20	20	40	14	20	74
Occupational Medicine	0	0	0	0	0	0	0	1	1	2	0	1	3
Respirology	0	2	2	8	1	0	9	12	12	16	1	14	31
Rheumatology	0	2	2	2	3	0	5	11	11	9	3	13	25
Internal Medicine Total	1	22	23	98	45	0	143	189	189	484	65	211	760
Pediatrics	0	6	6	9	1	0	10	4	4	76	4	10	90
Cardiology - Pediatric	0	0	0	0	0	0	0	1	1	5	0	1	6
Clinical Immunology & Allergy - Pediatric	0	0	0	0	0	0	0	2	2	5	0	2	7
Clinical Pharmacology & Toxicology - Pediatric	0	0	0	0	1	0	1	0	0	0	1	0	1
Critical Care Medicine - Pediatric	0	0	0	0	0	0	0	19	19	5	1	19	25
Developmental Pediatrics	0	0	0	0	0	0	0	1	1	4	0	1	5
Emergency Medicine - Pediatric	0	0	0	5	0	0	5	8	8	14	0	8	22
Endocrinology & Metabolism - Pediatric	0	0	0	0	0	0	0	3	3	3	0	3	6
Gastroenterology - Pediatric	0	0	0	3	1	0	4	10	10	3	1	10	14
Hematology / Oncology - Pediatric	0	1	1	4	3	0	7	25	25	14	3	26	43
Infectious Diseases - Pediatric	0	1	1	3	0	0	3	5	5	5	0	6	11
Neonatal-Perinatal Medicine	0	1	1	2	5	1	8	28	28	8	5	30	43
Nephrology - Pediatric	0	0	0	1	0	0	1	6	6	5	0	6	11
Neurology - Pediatric	0	4	4	3	1	0	4	13	13	10	2	17	29
Radiology - Pediatric	0	0	0	1	4	0	5	15	15	1	4	15	20
Respirology - Pediatric	0	0	0	3	0	0	3	6	6	6	0	6	12
Rheumatology - Pediatric	0	0	0	1	0	0	1	3	3	4	0	3	7
Pediatrics Total	0	13	13	38	19	1	58	168	168	174	23	182	379
General Surgery	0	3	3	15	0	1	16	5	5	76	8	9	93
Cardiac Surgery	0	3	3	3	3	1	7	16	16	8	3	20	31
Colorectal Surgery	0	0	0	0	0	0	0	1	1	5	0	1	6
General Surgical Oncology	0	0	0	1	0	0	1	0	0	8	0	0	8
Gynecologic Oncology	0	0	0	2	0	0	2	2	2	5	0	2	7
Gyn Reprod Endocrinology & Infertility	0	0	0	0	0	0	0	0	0	3	0	0	3
Maternal Fetal Medicine	0	1	1	2	1	0	3	10	10	10	1	11	22
Neurosurgery	0	2	2	1	1	3	5	15	15	20	3	20	43
Obstetrics & Gynecology	0	1	1	14	3	0	17	14	14	74	3	15	92
Ophthalmology	1	6	7	9	4	1	14	20	20	30	9	27	66
Orthopedic Surgery	0	2	2	34	2	2	38	31	31	78	2	35	115
Otolaryngology - Head & Neck Surgery	0	1	1	4	3	5	12	9	9	28	4	15	47
Pediatric General Surgery	0	0	0	0	0	0	0	3	3	0	0	5	5
Plastic Surgery	0	3	3	7	0	1	8	9	9	26	0	13	39
Thoracic Surgery	0	0	0	0	1	0	1	23	23	4	1	23	28
Urology	0	0	0	9	1	2	12	13	13	30	1	15	46
Vascular Surgery	0	5	5	1	0	0	1	3	3	10	0	8	18
Surgery Total	1	27	28	102	19	16	137	174	174	415	35	219	669
Anatomical Pathology	0	0	0	10	1	1	12	17	17	34	6	18	58
Forensic Pathology	0	0	0	0	0	0	0	1	1	1	0	1	2
Hematological Pathology	0	1	1	1	0	0	1	1	1	4	2	2	8
Medical Microbiology	0	0	0	0	0	0	0	1	1	2	1	1	4
Neuropathology	0	0	0	0	0	0	0	1	1	2	0	1	3
Laboratory Medicine Total	0	1	1	11	1	1	13	21	21	43	9	23	75
Areas of Focused Competence	0	0	0	5	0	0	5	1	1	5	0	1	6
Clinician Investigator	0	1	1	3	0	0	3	0	0	74	3	1	78
Palliative Medicine	0	0	0	0	0	0	0	0	0	2	0	0	2
Special Program Total	0	1	1	8	0	0	8	1	1	81	3	2	86
Grand Total	3	90	93	356	105	21	482	737	737	2089	203	850	3142

[1] CDN = Canadian Citizen
 [2] PR = Permanent Resident/Landed Immigrant
 [3] VISA = Employment Visa

SOURCE: Ontario Postgraduate Registry, November 2017
 Ontario Physician Human Resources Data Centre
 Prepared December 2017

Note: Re-entry, Repatriation and International Medical Graduate (IMG) trainees are included in these tables - see Part 3 for details

Table 1.86 Postgraduate Medical Trainees at Western University by Program, Pool, Legal Status and Source of Funding

Western	POOL A					POOL B				
	CDN		PR		TOTAL	CDN		PR		TOTAL
	CEB	Not CEB	CEB	Not CEB		CEB	Not CEB	CEB	Not CEB	
Family Medicine	126	2	1	0	129	28	0	10	0	38
F.M./ Emergency Medicine	7	2	0	0	9	1	0	0	0	1
Family Medicine Total	133	4	1	0	138	29	0	10	0	39
Anesthesiology	31	0	0	0	31	4	0	2	0	6
Clinical Pharmacology & Toxicology	1	0	0	0	1	0	0	1	0	1
Critical Care Medicine	6	0	0	0	6	1	0	0	0	1
Diagnostic Radiology	20	0	0	0	20	0	0	0	0	0
Emergency Medicine	24	0	0	0	24	0	0	0	0	0
Neuroradiology	0	0	0	0	0	0	0	0	0	0
Nuclear Medicine	1	0	0	0	1	0	0	2	0	2
Pain Medicine	2	0	0	0	2	2	0	0	0	2
Physical Medicine & Rehab.	6	0	0	0	6	0	0	0	0	0
Psychiatry	27	0	0	0	27	19	0	1	0	20
Radiation Oncology	10	0	0	0	10	0	0	0	0	0
Other Specialty Total	128	0	0	0	128	26	0	6	0	32
Internal Medicine	78	0	2	0	80	24	0	3	0	27
Cardiology	8	0	0	0	8	1	0	2	0	3
Clinical Immunology & Allergy	4	0	0	0	4	0	0	0	0	0
Endocrinology & Metabolism	3	0	0	0	3	2	0	0	0	2
Gastroenterology	3	0	0	0	3	2	0	0	0	2
General Internal Medicine	8	0	0	0	8	2	0	0	0	2
Geriatric Medicine	3	0	0	0	3	0	0	0	0	0
Hematology	4	0	0	0	4	1	0	0	0	1
Infectious Diseases	0	0	0	0	0	0	0	0	0	0
Medical Oncology	1	0	0	0	1	4	0	0	0	4
Nephrology	6	0	0	0	6	0	0	1	0	1
Neurology	12	0	1	0	13	3	0	3	0	6
Respirology	4	0	0	0	4	2	0	0	0	2
Rheumatology	5	0	0	0	5	0	0	0	0	0
Internal Medicine Total	139	0	3	0	142	41	0	9	0	50
Pediatrics	31	0	0	0	31	7	0	1	0	8
Critical Care Medicine - Pediatric	0	0	0	0	0	0	0	0	0	0
Emergency Medicine - Pediatric	2	0	0	0	2	1	0	0	0	1
Neonatal-Perinatal Medicine	0	1	0	0	1	0	0	0	0	0
Pediatrics Total	33	1	0	0	34	8	0	1	0	9
General Surgery	24	1	0	0	25	0	0	0	0	0
Cardiac Surgery	5	0	0	0	5	0	0	0	0	0
Gyn Reprod Endocrinology & Infertility	1	0	1	0	2	1	0	0	0	1
Maternal Fetal Medicine	0	0	0	0	0	1	0	0	0	1
Neurosurgery	11	0	0	0	11	0	0	0	0	0
Obstetrics & Gynecology	28	0	1	0	29	0	0	1	0	1
Ophthalmology	10	0	0	0	10	0	0	0	0	0
Orthopedic Surgery	18	0	0	0	18	4	0	0	0	4
Otolaryngology - Head & Neck Surgery	14	1	0	0	15	0	0	0	0	0
Plastic Surgery	11	0	0	0	11	0	0	0	0	0
Thoracic Surgery	1	0	0	0	1	0	0	0	0	0
Urology	14	0	0	0	14	0	0	0	0	0
Vascular Surgery	6	0	0	0	6	0	0	0	0	0
Surgery Total	143	2	2	0	147	6	0	1	0	7
Anatomical Pathology	9	0	0	0	9	1	0	0	0	1
Neuropathology	1	0	0	0	1	1	0	0	0	1
Laboratory Medicine Total	10	0	0	0	10	2	0	0	0	2
Areas of Focused Competence	0	0	0	0	0	0	0	0	0	0
Clinician Investigator	2	1	0	0	3	0	0	0	0	0
Special Program Total	2	1	0	0	3	0	0	0	0	0
Grand Total	588	8	6	0	602	112	0	27	0	139

SOURCE: Ontario Postgraduate Registry, November 2017
 Ontario Physician Human Resources Data Centre
 Prepared December 2017

Note: Re-entry, Repatriation and International Medical Graduate (IMG) trainees are included in these tables - see Part 3 for detail:

**Table 1.86 Postgraduate Medical Trainees at Western University by Program,
Pool, Legal Status and Source of Funding**

Western	POOL C			POOL D				POOL E		TOTALS			GRAND TOTAL
	PR	VISA	TOTAL	CDN	PR	VISA	TOTAL	VISA	TOTAL	CDN	PR	VISA	
	Not CEB	Not CEB		Not CEB	Not CEB	Not CEB		Not CEB					
Family Medicine	0	0	0	0	0	0	0	0	0	156	11	0	167
F.M./ Emergency Medicine	0	0	0	0	0	0	0	0	0	10	0	0	10
Family Medicine Total	0	0	0	0	0	0	0	0	0	166	11	0	177
Anesthesiology	1	1	2	3	5	0	8	9	9	38	8	10	56
Clinical Pharmacology & Toxicology	1	0	1	0	0	0	0	0	0	1	2	0	3
Critical Care Medicine	0	0	0	0	0	0	0	4	4	7	0	4	11
Diagnostic Radiology	0	0	0	1	0	0	1	5	5	21	0	5	26
Emergency Medicine	0	0	0	2	0	0	2	0	0	26	0	0	26
Neuroradiology	0	0	0	0	1	0	1	1	1	0	1	1	2
Nuclear Medicine	0	2	2	0	1	0	1	4	4	1	3	6	10
Pain Medicine	0	0	0	0	0	0	0	0	0	4	0	0	4
Physical Medicine & Rehab.	0	1	1	0	0	0	0	0	0	6	0	1	7
Psychiatry	0	1	1	1	0	0	1	2	2	47	1	3	51
Radiation Oncology	0	0	0	0	0	0	0	0	0	10	0	0	10
Other Specialty Total	2	5	7	7	7	0	14	25	25	161	15	30	206
Internal Medicine	0	16	16	0	0	0	0	0	0	102	5	16	123
Cardiology	0	0	0	1	1	0	2	4	4	10	3	4	17
Clinical Immunology & Allergy	0	0	0	0	0	0	0	0	0	4	0	0	4
Endocrinology & Metabolism	0	1	1	0	0	0	0	1	1	5	0	2	7
Gastroenterology	0	5	5	1	1	0	2	3	3	6	1	8	15
General Internal Medicine	0	0	0	0	0	0	0	0	0	10	0	0	10
Geriatric Medicine	0	0	0	0	0	0	0	0	0	3	0	0	3
Hematology	0	0	0	0	1	0	1	0	0	5	1	0	6
Infectious Diseases	0	0	0	0	0	0	0	1	1	0	0	1	1
Medical Oncology	0	0	0	0	0	0	0	0	0	5	0	0	5
Nephrology	0	2	2	2	0	0	2	6	6	8	1	8	17
Neurology	0	0	0	2	3	0	5	10	10	17	7	10	34
Respirology	0	0	0	1	1	0	2	0	0	7	1	0	8
Rheumatology	0	0	0	1	0	0	1	1	1	6	0	1	7
Internal Medicine Total	0	24	24	8	7	0	15	26	26	188	19	50	257
Pediatrics	0	0	0	2	0	0	2	2	2	40	1	2	43
Critical Care Medicine - Pediatric	0	0	0	0	0	0	0	1	1	0	0	1	1
Emergency Medicine - Pediatric	0	1	1	0	0	0	0	0	0	3	0	1	4
Neonatal-Perinatal Medicine	0	0	0	0	0	0	0	5	5	1	0	5	6
Pediatrics Total	0	1	1	2	0	0	2	8	8	44	1	9	54
General Surgery	0	0	0	3	3	0	6	4	4	28	3	4	35
Cardiac Surgery	1	3	4	0	0	0	0	3	3	5	1	6	12
Gyn Reprod Endocrinology & Infertility	0	0	0	0	0	0	0	1	1	2	1	1	4
Maternal Fetal Medicine	0	0	0	0	0	0	0	0	0	1	0	0	1
Neurosurgery	0	0	0	0	0	0	0	4	4	11	0	4	15
Obstetrics & Gynecology	0	0	0	2	0	0	2	0	0	30	2	0	32
Ophthalmology	0	0	0	0	0	0	0	1	1	10	0	1	11
Orthopedic Surgery	0	0	0	7	2	1	10	10	10	29	2	11	42
Otolaryngology - Head & Neck Surgery	0	0	0	0	0	0	0	2	2	15	0	2	17
Plastic Surgery	0	0	0	0	0	0	0	0	0	11	0	0	11
Thoracic Surgery	0	0	0	0	0	0	0	2	2	1	0	2	3
Urology	0	0	0	3	0	0	3	3	3	17	0	3	20
Vascular Surgery	0	0	0	0	0	0	0	0	0	6	0	0	6
Surgery Total	1	3	4	15	5	1	21	30	30	166	9	34	209
Anatomical Pathology	0	0	0	0	0	0	0	0	0	10	0	0	10
Neuropathology	0	2	2	0	0	0	0	1	1	2	0	3	5
Laboratory Medicine Total	0	2	2	0	0	0	0	1	1	12	0	3	15
Areas of Focused Competence	0	0	0	4	0	0	4	0	0	4	0	0	4
Clinician Investigator	0	0	0	0	0	0	0	0	0	3	0	0	3
Special Program Total	0	0	0	4	0	0	4	0	0	7	0	0	7
Grand Total	3	35	38	36	19	1	56	90	90	744	55	126	925

SOURCE: Ontario Postgraduate Registry, November 2017
Ontario Physician Human Resources Data Centre
Prepared December 2017

Note: Re-entry, Repatriation and International Medical Graduate (IMG) trainees are included in these tables - see Part 3 for details



Table 1.90 Postgraduate Medical Trainees in ONTARIO by Program, Pool, Source of Medical Degree and Source of Funding

ONTARIO	POOL A											POOL B		
	ONTARIO			OTHER CANADA			OTHER*			TOTAL	OTHER		TOTAL	
	CEB	Not CEB	TOTAL	CEB	Not CEB	TOTAL	CEB	Not CEB	TOTAL		CEB	Not CEB		
Family Medicine	710	13	723	221	12	233	13	0	13	969	176	1	177	
F.M./ Emergency Medicine	29	2	31	6	2	8	0	0	0	39	4	0	4	
Family Medicine Total	739	15	754	227	14	241	13	0	13	1008	180	1	181	
Anesthesiology	148	1	149	56	2	58	3	0	3	210	37	0	37	
Clinical Pharmacology & Toxicology	1	0	1	1	0	1	1	0	1	3	1	0	1	
Critical Care Medicine	18	1	19	15	0	15	1	0	1	35	4	0	4	
Diagnostic Radiology	85	0	85	29	0	29	7	0	7	121	31	0	31	
Emergency Medicine	107	0	107	33	0	33	1	0	1	141	29	0	29	
Medical Genetics	5	0	5	3	0	3	0	0	0	8	5	1	6	
Neuroradiology	3	0	3	2	0	2	0	0	0	5	0	0	0	
Nuclear Medicine	2	0	2	2	0	2	0	0	0	4	3	0	3	
Pain Medicine	0	0	0	3	0	3	0	0	0	3	3	0	3	
Physical Medicine & Rehab.	35	0	35	12	0	12	1	0	1	48	11	0	11	
Psychiatry	214	1	215	76	1	77	3	0	3	295	87	1	88	
Public Health & Preventive Medicine	23	0	23	14	1	15	0	0	0	38	8	0	8	
Radiation Oncology	34	0	34	10	0	10	4	0	4	48	8	0	8	
Transfusion Medicine	0	0	0	0	0	0	0	0	0	0	0	0	0	
Other Specialty Total	675	3	678	256	4	260	21	0	21	959	227	2	229	
Internal Medicine	359	4	363	86	2	88	6	0	6	457	118	2	120	
Cardiology	40	0	40	9	0	9	2	0	2	51	13	0	13	
Clinical Immunology & Allergy	8	0	8	2	0	2	1	0	1	11	0	0	0	
Dermatology	32	0	32	9	0	9	0	0	0	41	5	0	5	
Endocrinology & Metabolism	12	0	12	3	0	3	0	0	0	15	3	0	3	
Gastroenterology	16	0	16	7	0	7	0	0	0	23	5	0	5	
General Internal Medicine	26	0	26	12	0	12	1	0	1	39	5	0	5	
Geriatric Medicine	12	1	13	3	0	3	1	0	1	17	4	0	4	
Hematology	15	0	15	7	0	7	0	0	0	22	3	0	3	
Infectious Diseases	10	1	11	4	0	4	0	0	0	15	1	0	1	
Medical Oncology	13	0	13	7	0	7	0	0	0	20	8	0	8	
Nephrology	12	0	12	7	0	7	0	0	0	19	4	0	4	
Neurology	41	0	41	29	0	29	1	0	1	71	31	0	31	
Occupational Medicine	0	0	0	1	0	1	0	0	0	1	1	0	1	
Respirology	14	0	14	9	0	9	0	0	0	23	6	0	6	
Rheumatology	16	0	16	4	0	4	0	0	0	20	7	0	7	
Internal Medicine Total	626	6	632	199	2	201	12	0	12	845	214	2	216	
Pediatrics	132	0	132	44	0	44	1	0	1	177	52	1	53	
Adolescent Medicine	0	1	1	3	0	3	0	0	0	4	1	0	1	
Cardiology - Pediatric	0	3	3	0	1	1	0	0	0	4	1	0	1	
Clinical Immunology & Allergy - Pediatric	5	0	5	0	0	0	0	0	0	5	3	0	3	
Clinical Pharmacology & Toxicology - Pediatric	0	0	0	0	0	0	0	0	0	0	0	0	0	
Critical Care Medicine - Pediatric	1	0	1	5	1	6	0	0	0	7	0	0	0	
Developmental Pediatrics	1	2	3	0	0	0	0	0	0	3	2	0	2	
Emergency Medicine - Pediatric	2	1	3	8	2	10	0	0	0	13	4	0	4	
Endocrinology & Metabolism - Pediatric	5	0	5	0	1	1	1	0	1	7	1	0	1	
Gastroenterology - Pediatric	0	0	0	1	0	1	0	0	0	1	0	0	0	
Hematology / Oncology - Pediatric	4	3	7	3	0	3	0	0	0	10	3	0	3	
Infectious Diseases - Pediatric	1	0	1	2	0	2	0	0	0	3	0	0	0	
Neonatal-Perinatal Medicine	0	2	2	3	2	5	0	0	0	7	2	1	3	
Nephrology - Pediatric	2	0	2	0	1	1	0	0	0	3	1	0	1	
Neurology - Pediatric	8	0	8	2	0	2	0	0	0	10	7	0	7	
Radiology - Pediatric	0	0	0	0	0	0	0	0	0	0	0	0	0	
Respirology - Pediatric	1	0	1	1	0	1	0	0	0	2	0	1	1	
Rheumatology - Pediatric	3	0	3	0	0	0	0	0	0	3	0	0	0	
Pediatrics Total	165	12	177	72	8	80	2	0	2	259	77	3	80	
General Surgery	119	0	119	53	1	54	0	0	0	173	22	0	22	
Cardiac Surgery	12	0	12	6	0	6	0	0	0	18	3	0	3	
Colorectal Surgery	6	0	6	1	0	1	0	0	0	7	0	0	0	
General Surgical Oncology	2	0	2	3	0	3	1	0	1	6	2	0	2	
Gynecologic Oncology	1	0	1	2	0	2	0	0	0	3	1	0	1	
Gyn Reprod Endocrinology & Infertility	5	0	5	4	1	5	0	0	0	10	1	0	1	
Maternal Fetal Medicine	4	0	4	7	0	7	0	0	0	11	2	0	2	
Neurosurgery	28	3	31	6	0	6	0	0	0	37	5	1	6	
Obstetrics & Gynecology	112	0	112	38	0	38	0	0	0	150	19	1	20	
Ophthalmology	49	0	49	15	0	15	0	0	0	64	7	0	7	
Orthopedic Surgery	73	1	74	27	0	27	6	0	6	107	31	0	31	
Otolaryngology - Head & Neck Surgery	38	0	38	18	1	19	0	0	0	57	2	0	2	
Pediatric General Surgery	1	0	1	1	0	1	2	0	2	4	0	0	0	
Plastic Surgery	42	0	42	10	1	11	1	0	1	54	1	0	1	
Thoracic Surgery	1	0	1	5	0	5	1	0	1	7	1	0	1	
Urology	45	1	46	21	0	21	0	0	0	67	5	0	5	
Vascular Surgery	17	0	17	9	1	10	0	0	0	27	3	0	3	
Surgery Total	555	5	560	226	5	231	11	0	11	802	105	2	107	
General Pathology	0	0	0	1	0	1	0	0	0	1	10	0	10	
Anatomical Pathology	37	0	37	10	0	10	1	0	1	48	30	0	30	
Forensic Pathology	0	0	0	1	0	1	0	0	0	1	1	0	1	
Hematological Pathology	1	0	1	0	0	0	0	0	0	1	6	0	6	
Medical Biochemistry	0	0	0	1	0	1	0	0	0	1	2	0	2	
Medical Microbiology	1	0	1	3	0	3	0	0	0	4	5	0	5	
Neuropathology	2	0	2	1	0	1	0	0	0	3	1	0	1	
Laboratory Medicine Total	41	0	41	17	0	17	1	0	1	59	55	0	55	
Areas of Focused Competence	0	0	0	0	0	0	0	0	0	0	0	0	0	
Clinician Investigator	29	31	60	11	9	20	1	3	4	84	3	6	9	
Palliative Medicine	4	0	4	0	0	0	0	0	0	4	3	1	4	
Special Program Total	33	31	64	11	9	20	1	3	4	88	6	7	13	
Grand Total	2834	72	2906	1008	42	1050	61	3	64	4020	864	17	881	

SOURCE: Ontario Postgraduate Registry, November 2017
Ontario Physician Human Resources Data Centre
Prepared December 2017

*OTHER Medical Degree in Pool A refers to LCME accredited U.S. schools. OTHER Medical Degree in remaining pools includes non-LCME accredited / international schools.
Note: Re-entry, Repatriation and International Medical Graduate (IMG) trainees are included in these tables - see Part 3 for details

Table 1.90 Postgraduate Medical Trainees in ONTARIO by Program, Pool, Source of Medical Degree and Source of Funding

ONTARIO	POOL C				POOL D				POOL E		TOTALS			GRAND
	ONTARIO	OTHER CANADA	OTHER	TOTAL	ONTARIO	OTHER CANADA	OTHER	TOTAL	OTHER	TOTAL	ONTARIO	OTHER CANADA	OTHER	
	Not CEB	Not CEB	Not CEB		Not CEB	Not CEB	Not CEB		Not CEB					
Family Medicine	0	0	7	7	10	1	1	12	1	1	733	234	199	1166
F.M./ Emergency Medicine	0	0	0	0	0	0	0	0	0	0	31	8	4	43
Family Medicine Total	0	0	7	7	10	1	1	12	1	1	764	242	203	1209
Anesthesiology	0	0	11	11	19	18	27	64	75	75	168	76	153	397
Clinical Pharmacology & Toxicology	0	0	2	2	0	0	1	1	0	0	1	1	5	7
Critical Care Medicine	0	0	1	1	0	1	7	8	45	45	19	16	58	93
Diagnostic Radiology	0	0	5	5	17	9	19	45	52	52	102	38	114	254
Emergency Medicine	0	0	5	5	3	2	0	5	5	5	110	35	40	185
Medical Genetics	0	0	1	1	1	0	1	2	7	7	6	3	15	24
Neuroradiology	0	0	0	0	0	0	2	2	13	13	3	2	15	20
Nuclear Medicine	0	0	3	3	0	0	1	1	7	7	2	2	14	18
Pain Medicine	0	0	0	0	0	0	0	0	0	0	0	3	3	6
Physical Medicine & Rehab.	0	0	1	1	1	1	2	4	3	3	36	13	18	67
Psychiatry	0	0	8	8	2	4	12	18	41	41	217	81	152	450
Public Health & Preventive Medicine	0	0	0	0	0	0	0	0	0	0	23	15	8	46
Radiation Oncology	0	0	10	10	6	1	3	10	15	15	40	11	40	91
Transfusion Medicine	0	0	0	0	1	0	0	1	0	0	1	0	0	1
Other Specialty Total	0	0	47	47	50	36	75	161	263	263	728	296	635	1659
Internal Medicine	0	0	50	50	0	0	0	0	1	1	363	88	177	628
Cardiology	0	0	9	9	9	14	19	42	62	62	49	23	105	177
Clinical Immunology & Allergy	0	0	0	0	0	0	1	1	0	0	8	2	2	12
Dermatology	0	0	0	0	1	3	4	8	11	11	33	12	20	65
Endocrinology & Metabolism	0	0	2	2	2	1	2	5	9	9	14	4	16	34
Gastroenterology	0	0	8	8	4	5	11	20	32	32	20	12	56	88
General Internal Medicine	0	0	1	1	2	1	12	15	4	4	28	13	23	64
Geriatric Medicine	0	0	0	0	0	0	0	0	2	2	13	3	7	23
Hematology	0	0	2	2	6	5	8	19	35	35	21	12	48	81
Infectious Diseases	0	0	0	0	2	1	1	4	19	19	13	5	21	39
Medical Oncology	0	0	4	4	8	4	8	20	29	29	21	11	49	81
Nephrology	0	0	2	2	5	5	5	15	40	40	17	12	51	80
Neurology	0	0	0	0	8	5	15	28	40	40	49	34	87	170
Occupational Medicine	0	0	0	0	0	0	0	0	1	1	0	1	2	3
Respirology	0	0	4	4	7	3	6	16	18	18	21	12	34	67
Rheumatology	0	0	2	2	0	4	3	7	15	15	16	8	27	51
Internal Medicine Total	0	0	84	84	54	51	95	200	318	318	686	252	725	1663
Pediatrics	0	0	12	12	4	6	3	13	18	18	136	50	87	273
Adolescent Medicine	0	0	0	0	0	0	0	0	1	1	1	3	2	6
Cardiology - Pediatric	0	0	0	0	0	1	3	4	19	19	3	2	23	28
Clinical Immunology & Allergy - Pediatric	0	0	0	0	0	0	1	1	2	2	5	1	5	11
Clinical Pharmacology & Toxicology - Pediatric	0	0	0	0	0	0	1	1	0	0	0	0	1	1
Critical Care Medicine - Pediatric	0	0	0	0	1	1	1	3	23	23	2	7	24	33
Developmental Pediatrics	0	0	0	0	0	0	1	1	1	1	3	0	4	7
Emergency Medicine - Pediatric	0	0	1	1	1	3	1	5	8	8	4	13	14	31
Endocrinology & Metabolism - Pediatric	0	0	0	0	0	1	0	1	5	5	5	2	7	14
Gastroenterology - Pediatric	0	0	0	0	1	1	2	4	11	11	1	2	13	16
Hematology / Oncology - Pediatric	0	0	1	1	0	2	5	7	27	27	7	5	36	48
Infectious Diseases - Pediatric	0	0	1	1	1	2	0	3	6	6	2	4	7	13
Neonatal-Perinatal Medicine	0	0	1	1	0	0	19	19	48	48	2	5	71	78
Nephrology - Pediatric	0	0	0	0	0	1	0	1	8	8	2	2	9	13
Neurology - Pediatric	0	0	4	4	0	2	2	4	14	14	8	4	27	39
Radiology - Pediatric	0	0	0	0	1	0	4	5	19	19	1	0	23	24
Respirology - Pediatric	0	0	0	0	0	3	0	3	6	6	1	4	7	12
Rheumatology - Pediatric	0	0	0	0	0	1	0	1	3	3	3	1	3	7
Pediatrics Total	0	0	20	20	9	25	42	76	219	219	186	105	363	654
General Surgery	0	0	7	7	9	10	11	30	17	17	128	64	57	249
Cardiac Surgery	0	1	10	11	1	3	3	7	20	20	13	10	36	59
Colorectal Surgery	0	0	0	0	0	0	0	0	1	1	6	1	8	13
General Surgical Oncology	0	0	0	0	1	0	0	1	0	0	3	3	3	9
Gynecologic Oncology	0	0	0	0	0	1	2	3	2	2	1	3	5	9
Gyn Reprod Endocrinology & Infertility	0	0	0	0	0	0	0	0	1	1	5	5	2	12
Maternal Fetal Medicine	0	0	2	2	0	2	2	4	13	13	4	9	19	32
Neurosurgery	1	0	11	12	1	1	6	8	27	27	33	7	50	90
Obstetrics & Gynecology	0	0	2	2	11	8	6	25	16	16	123	46	44	213
Ophthalmology	0	0	7	7	5	4	7	16	27	27	54	19	48	121
Orthopedic Surgery	0	0	8	8	24	23	18	65	54	54	98	50	117	265
Otolaryngology - Head & Neck Surgery	0	0	2	2	4	0	8	12	12	12	42	19	24	85
Pediatric General Surgery	0	0	1	1	0	0	1	1	4	4	1	1	8	10
Plastic Surgery	0	0	4	4	2	5	1	8	9	9	44	16	16	76
Thoracic Surgery	0	0	0	0	0	0	1	1	28	28	1	5	31	37
Urology	0	0	0	0	4	7	6	17	21	21	50	28	32	110
Vascular Surgery	0	0	5	5	1	0	0	1	3	3	18	10	11	39
Surgery Total	1	1	59	61	63	64	72	199	255	255	624	296	504	1424
General Pathology	0	0	0	0	0	0	0	0	0	0	0	1	10	11
Anatomical Pathology	0	0	0	0	3	3	7	13	17	17	40	13	55	108
Forensic Pathology	0	0	0	0	0	0	0	0	1	1	0	1	2	3
Hematological Pathology	0	0	1	1	0	1	0	1	1	1	1	1	8	10
Medical Biochemistry	0	0	0	0	0	0	0	0	0	0	0	1	2	3
Medical Microbiology	0	0	0	0	0	0	0	0	2	2	1	3	7	11
Neuropathology	0	0	2	2	0	0	0	0	2	2	2	1	5	8
Laboratory Medicine Total	0	0	3	3	3	4	7	14	23	23	44	21	89	154
Areas of Focused Competence	0	0	0	0	2	9	4	15	9	9	2	9	13	24
Clinician Investigator	0	0	1	1	4	2	4	10	0	0	64	22	18	104
Palliative Medicine	0	0	0	0	0	1	0	1	0	0	4	1	4	9
Special Program Total	0	0	1	1	6	12	8	26	9	9	70	32	35	137
Grand Total	1	1	221	223	195	193	300	688	1088	1088	3102	1244	2554	6900

SOURCE: Ontario Postgraduate Registry, November 2017
 Ontario Physician Human Resources Data Centre
 Prepared December 2017

Note: Re-entry, Repatriation and International Medical Graduate (IMG) trainees are included in these tables - see Part 3 for details

Table 1.91 Postgraduate Medical Trainees at McMaster University by Program, Pool, Source of Medical Degree and Source of Funding

McMaster	POOL A						POOL B		
	ONTARIO		TOTAL	OTHER CANA		TOTAL	OTHER		TOTAL
	CEB	Not CEB		CEB	CEB		CEB	Not CEB	
Family Medicine	147	1	148	34	5	187	34	1	35
F.M./ Emergency Medicine	3	0	3	0	0	3	1	0	1
Family Medicine Total	150	1	151	34	5	190	35	1	36
Anesthesiology	23	0	23	8	0	31	6	0	6
Critical Care Medicine	5	0	5	2	0	7	0	0	0
Diagnostic Radiology	22	0	22	1	3	26	4	0	4
Emergency Medicine	22	0	22	5	0	27	5	0	5
Neuroradiology	0	0	0	0	0	0	0	0	0
Pain Medicine	0	0	0	0	0	0	1	0	1
Physical Medicine & Rehab.	11	0	11	1	0	12	5	0	5
Psychiatry	37	0	37	4	0	41	11	0	11
Public Health & Preventive Medicine	0	0	0	0	0	0	1	0	1
Radiation Oncology	6	0	6	1	3	10	3	0	3
Transfusion Medicine	0	0	0	0	0	0	0	0	0
Other Specialty Total	126	0	126	22	6	154	36	0	36
Internal Medicine	70	0	70	3	2	75	13	0	13
Cardiology	5	0	5	0	1	6	4	0	4
Clinical Immunology & Allergy	2	0	2	2	0	4	0	0	0
Dermatology	0	0	0	2	0	2	0	0	0
Endocrinology & Metabolism	3	0	3	0	0	3	0	0	0
Gastroenterology	4	0	4	0	0	4	0	0	0
General Internal Medicine	6	0	6	0	0	6	1	0	1
Geriatric Medicine	3	0	3	0	0	3	0	0	0
Hematology	4	0	4	1	0	5	0	0	0
Infectious Diseases	1	0	1	2	0	3	1	0	1
Medical Oncology	2	0	2	1	0	3	0	0	0
Nephrology	3	0	3	0	0	3	0	0	0
Neurology	6	0	6	3	0	9	7	0	7
Respirology	3	0	3	1	0	4	2	0	2
Rheumatology	3	0	3	1	0	4	1	0	1
Internal Medicine Total	115	0	115	16	3	134	29	0	29
Pediatrics	30	0	30	2	0	32	16	1	17
Clinical Immunology & Allergy - Pediatric	2	0	2	0	0	2	2	0	2
Critical Care Medicine - Pediatric	0	0	0	0	0	0	0	0	0
Developmental Pediatrics	0	0	0	0	0	0	1	0	1
Endocrinology & Metabolism - Pediatric	1	0	1	0	0	1	0	0	0
Gastroenterology - Pediatric	0	0	0	1	0	1	0	0	0
Hematology / Oncology - Pediatric	0	0	0	0	0	0	3	0	3
Neonatal-Perinatal Medicine	0	0	0	0	0	0	1	0	1
Neurology - Pediatric	3	0	3	0	0	3	2	0	2
Pediatrics Total	36	0	36	3	0	39	25	1	26
General Surgery	28	0	28	11	0	39	0	0	0
Cardiac Surgery	2	0	2	1	0	3	1	0	1
Gyn Reprod Endocrinology & Infertility	1	0	1	0	0	1	0	0	0
Maternal Fetal Medicine	0	0	0	2	0	2	0	0	0
Neurosurgery	2	0	2	0	0	2	2	1	3
Obstetrics & Gynecology	25	0	25	6	0	31	4	0	4
Ophthalmology	6	0	6	1	0	7	0	0	0
Orthopedic Surgery	14	0	14	4	0	18	7	0	7
Otolaryngology - Head & Neck Surgery	5	0	5	4	0	9	0	0	0
Pediatric General Surgery	1	0	1	0	0	1	0	0	0
Plastic Surgery	11	0	11	4	0	15	0	0	0
Thoracic Surgery	0	0	0	1	0	1	0	0	0
Urology	9	1	10	4	0	14	0	0	0
Vascular Surgery	7	0	7	1	0	8	0	0	0
Surgery Total	111	1	112	39	0	151	14	1	15
General Pathology	0	0	0	1	0	1	10	0	10
Anatomical Pathology	7	0	7	0	0	7	4	0	4
Forensic Pathology	0	0	0	1	0	1	0	0	0
Medical Biochemistry	0	0	0	1	0	1	2	0	2
Medical Microbiology	0	0	0	1	0	1	2	0	2
Laboratory Medicine Total	7	0	7	4	0	11	18	0	18
Clinician Investigator	0	0	0	0	0	0	0	0	0
Special Program Total	0	0	0	0	0	0	0	0	0
Grand Total	545	2	547	118	14	679	157	3	160

SOURCE: Ontario Postgraduate Registry, November 2017
 Ontario Physician Human Resources Data Centre
 Prepared December 2017

*OTHER Medical Degree in Pool A refers to LCME accredited U.S. schools. OTHER Medical Degree in remaining pools includes non-LCME accredited / international medical graduates.
 Note: Re-entry, Repatriation and International Medical Graduate (IMG) trainees are included in these tables - see Part 3 for details

Table 1.91 Postgraduate Medical Trainees at McMaster University by Program, Pool, Source of Medical Degree and Source of Funding

McMaster	POOL C			POOL D				POOL E		TOTALS			GRAND TOTAL
	ONTARIO	OTHER	TOTAL	ONTARIO	OTHER CANADA	OTHER	TOTAL	OTHER	TOTAL	ONTARIO	OTHER CANADA	OTHER	
	<i>Not CEB</i>	<i>Not CEB</i>		<i>Not CEB</i>	<i>Not CEB</i>	<i>Not CEB</i>		<i>Not CEB</i>					
Family Medicine	0	0	0	1	0	0	1	0	0	149	34	40	223
F.M./ Emergency Medicine	0	0	0	0	0	0	0	0	0	3	0	1	4
Family Medicine Total	0	0	0	1	0	0	1	0	0	152	34	41	227
Anesthesiology	0	2	2	0	0	2	2	2	2	23	8	12	43
Critical Care Medicine	0	1	1	0	0	0	0	5	5	5	2	6	13
Diagnostic Radiology	0	2	2	1	2	2	5	4	4	23	3	15	41
Emergency Medicine	0	5	5	0	0	0	0	1	1	22	5	11	38
Neuroradiology	0	0	0	0	0	0	0	1	1	0	0	1	1
Pain Medicine	0	0	0	0	0	0	0	0	0	0	0	1	1
Physical Medicine & Rehab.	0	0	0	0	0	0	0	0	0	11	1	5	17
Psychiatry	0	1	1	0	0	0	0	5	5	37	4	17	58
Public Health & Preventive Medicine	0	0	0	0	0	0	0	0	0	0	0	1	1
Radiation Oncology	0	1	1	0	0	2	2	0	0	6	1	9	16
Transfusion Medicine	0	0	0	1	0	0	1	0	0	1	0	0	1
Other Specialty Total	0	12	12	2	2	6	10	18	18	128	24	78	230
Internal Medicine	0	16	16	0	0	0	0	1	1	70	3	32	105
Cardiology	0	2	2	1	2	2	5	14	14	6	2	23	31
Clinical Immunology & Allergy	0	0	0	0	0	1	1	0	0	2	2	1	5
Dermatology	0	0	0	0	0	2	2	1	1	0	2	3	5
Endocrinology & Metabolism	0	0	0	1	0	0	1	2	2	4	0	2	6
Gastroenterology	0	0	0	1	0	1	2	14	14	5	0	15	20
General Internal Medicine	0	1	1	0	0	0	0	1	1	6	0	3	9
Geriatric Medicine	0	0	0	0	0	0	0	2	2	3	0	2	5
Hematology	0	0	0	1	1	0	2	4	4	5	2	4	11
Infectious Diseases	0	0	0	0	0	0	0	3	3	1	2	4	7
Medical Oncology	0	4	4	1	1	0	2	3	3	3	2	7	12
Nephrology	0	0	0	1	1	0	2	7	7	4	1	7	12
Neurology	0	0	0	3	0	2	5	7	7	9	3	16	28
Respirology	0	2	2	0	1	0	1	2	2	3	2	6	11
Rheumatology	0	0	0	0	1	0	1	0	0	3	2	1	6
Internal Medicine Total	0	25	25	9	7	8	24	61	61	124	23	126	273
Pediatrics	0	4	4	0	0	0	0	10	10	30	2	31	63
Clinical Immunology & Allergy - Pediatric	0	0	0	0	0	0	0	0	0	2	0	2	4
Critical Care Medicine - Pediatric	0	0	0	0	0	0	0	3	3	0	0	3	3
Developmental Pediatrics	0	0	0	0	0	1	1	0	0	0	0	2	2
Endocrinology & Metabolism - Pediatric	0	0	0	0	0	0	0	2	2	1	0	2	3
Gastroenterology - Pediatric	0	0	0	0	0	0	0	1	1	0	1	1	2
Hematology / Oncology - Pediatric	0	0	0	0	0	0	0	1	1	0	0	4	4
Neonatal-Perinatal Medicine	0	0	0	0	0	8	8	12	12	0	0	21	21
Neurology - Pediatric	0	0	0	0	0	0	0	0	0	3	0	2	5
Pediatrics Total	0	4	4	0	0	9	9	29	29	36	3	68	107
General Surgery	0	3	3	1	3	1	5	8	8	29	14	12	55
Cardiac Surgery	0	3	3	0	0	0	0	0	0	2	1	4	7
Gyn Reprod Endocrinology & Infertility	0	0	0	0	0	0	0	0	0	1	0	0	1
Maternal Fetal Medicine	0	0	0	0	0	0	0	0	0	0	2	0	2
Neurosurgery	1	4	5	0	0	1	1	1	1	3	0	9	12
Obstetrics & Gynecology	0	1	1	1	1	0	2	1	1	26	7	6	39
Ophthalmology	0	0	0	0	1	0	1	0	0	6	2	0	8
Orthopedic Surgery	0	0	0	2	1	3	6	2	2	16	5	12	33
Otolaryngology - Head & Neck Surgery	0	0	0	0	0	0	0	0	0	5	4	0	9
Pediatric General Surgery	0	1	1	0	0	0	0	1	1	1	0	2	3
Plastic Surgery	0	1	1	0	0	0	0	0	0	11	4	1	16
Thoracic Surgery	0	0	0	0	0	0	0	2	2	0	1	2	3
Urology	0	0	0	0	0	1	1	4	4	10	4	5	19
Vascular Surgery	0	0	0	0	0	0	0	0	0	7	1	0	8
Surgery Total	1	13	14	4	6	6	16	19	19	117	45	53	215
General Pathology	0	0	0	0	0	0	0	0	0	0	1	10	11
Anatomical Pathology	0	0	0	0	0	1	1	0	0	7	0	5	12
Forensic Pathology	0	0	0	0	0	0	0	0	0	0	1	0	1
Medical Biochemistry	0	0	0	0	0	0	0	0	0	0	1	2	3
Medical Microbiology	0	0	0	0	0	0	0	1	1	0	1	3	4
Laboratory Medicine Total	0	0	0	0	0	1	1	1	1	7	4	20	31
Clinician Investigator	0	0	0	2	1	4	7	0	0	2	1	4	7
Special Program Total	0	0	0	2	1	4	7	0	0	2	1	4	7
Grand Total	1	54	55	18	16	34	68	128	128	566	134	390	1090

SOURCE: Ontario Postgraduate Registry, November 2017
 Ontario Physician Human Resources Data Centre
 Prepared December 2017

Note: Re-entry, Repatriation and International Medical Graduate (IMG) trainees are included in these tables - see Part 3 for details



Table 1.92 Postgraduate Medical Trainees at the Northern Ontario School of Medicine by Program, Pool, Source of Medical Degree and Source of Funding

NOSM	POOL A									POOL B			
	ONTARIO			OTHER CANADA			OTHER*			TOTAL	OTHER		TOTAL
	CEB	Not CEB	TOTAL	CEB	Not CEB	TOTAL	CEB	Not CEB	TOTAL		CEB	Not CEB	
Family Medicine	63	1	64	11	4	15	0	0	0	79	7	0	7
F.M./ Emergency Medicine	5	0	5	1	0	1	0	0	0	6	1	0	1
Family Medicine Total	68	1	69	12	4	16	0	0	0	85	8	0	8
Anesthesiology	7	0	7	2	0	2	0	0	0	9	0	0	0
Psychiatry	5	0	5	0	0	0	1	0	1	6	5	0	5
Public Health & Preventive Medicine	2	0	2	2	0	2	0	0	0	4	4	0	4
Other Specialty Total	14	0	14	4	0	4	1	0	1	19	9	0	9
Internal Medicine	7	0	7	4	0	4	0	0	0	11	7	0	7
Internal Medicine Total	7	0	7	4	0	4	0	0	0	11	7	0	7
Pediatrics	7	0	7	0	0	0	0	0	0	7	3	0	3
Pediatrics Total	7	0	7	0	0	0	0	0	0	7	3	0	3
General Surgery	4	0	4	6	0	6	0	0	0	10	0	0	0
Orthopedic Surgery	1	0	1	2	0	2	0	0	0	3	4	0	4
Surgery Total	5	0	5	8	0	8	0	0	0	13	4	0	4
Grand Total	101	1	102	28	4	32	1	0	1	135	31	0	31

SOURCE: Ontario Postgraduate Registry, November 2017
 Ontario Physician Human Resources Data Centre
 Prepared December 2017

*OTHER Medical Degree in Pool A refers to LCME accredited U.S. schools. OTHER Medical Degree in remaining pools includes non-LCME accredited / international schools
 Note: Re-entry, Repatriation and International Medical Graduate (IMG) trainees are included in these tables - see Part 3 for details

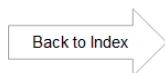


Table 1.92 Postgraduate Medical Trainees at the Northern Ontario School of Medicine by Program, Pool, Source of Medical Degree and Source of Funding

NOSM	POOL C		POOL D				POOL E		TOTALS			GRAND
	OTHER	TOTAL	ONTARIO	OTHER CANADA	OTHER	TOTAL	OTHER	TOTAL	ONTARIO	OTHER CANADA	OTHER	TOTAL
	<i>Not CEB</i>		<i>Not CEB</i>	<i>Not CEB</i>	<i>Not CEB</i>		<i>Not CEB</i>					
Family Medicine	0	0	0	0	0	0	0	0	64	15	7	86
F.M./ Emergency Medicine	0	0	0	0	0	0	0	0	5	1	1	7
Family Medicine Total	0	0	0	0	0	0	0	0	69	16	8	93
Anesthesiology	0	0	0	0	0	0	0	0	7	2	0	9
Psychiatry	0	0	0	0	0	0	0	0	5	0	6	11
Public Health & Preventive Medicine	0	0	0	0	0	0	0	0	2	2	4	8
Other Specialty Total	0	0	0	0	0	0	0	0	14	4	10	28
Internal Medicine	0	0	0	0	0	0	0	0	7	4	7	18
Internal Medicine Total	0	0	0	0	0	0	0	0	7	4	7	18
Pediatrics	0	0	0	0	0	0	0	0	7	0	3	10
Pediatrics Total	0	0	0	0	0	0	0	0	7	0	3	10
General Surgery	0	0	0	0	0	0	0	0	4	6	0	10
Orthopedic Surgery	0	0	0	0	0	0	0	0	1	2	4	7
Surgery Total	0	0	0	0	0	0	0	0	5	8	4	17
Grand Total	0	0	0	0	0	0	0	0	102	32	32	166

SOURCE: Ontario Postgraduate Registry, November 2017
 Ontario Physician Human Resources Data Centre
 Prepared December 2017

Note: Re-entry, Repatriation and International Medical Graduate (IMG) trainees are included in these tables - see Part 3 for details



Table 1.93 Postgraduate Medical Trainees at the University of Ottawa by Program, Pool, Source of Medical Degree and Source of Funding

Ottawa	POOL A									POOL B			
	ONTARIO			OTHER CANADA			OTHER*			TOTAL	OTHER		TOTAL
	CEB	Not CEB	TOTAL	CEB	Not CEB	TOTAL	CEB	Not CEB	TOTAL		CEB	Not CEB	
Family Medicine	84	1	85	43	0	43	1	0	1	129	22	0	22
F.M./ Emergency Medicine	3	0	3	2	2	4	0	0	0	7	0	0	0
Family Medicine Total	87	1	88	45	2	47	1	0	1	136	22	0	22
Anesthesiology	22	1	23	18	2	20	0	0	0	43	8	0	8
Critical Care Medicine	0	0	0	3	0	3	0	0	0	3	1	0	1
Diagnostic Radiology	9	0	9	6	0	6	1	0	1	16	13	0	13
Emergency Medicine	26	0	26	10	0	10	0	0	0	36	10	0	10
Medical Genetics	2	0	2	1	0	1	0	0	0	3	1	0	1
Neuroradiology	0	0	0	0	0	0	0	0	0	0	0	0	0
Nuclear Medicine	0	0	0	1	0	1	0	0	0	1	1	0	1
Pain Medicine	0	0	0	1	0	1	0	0	0	1	0	0	0
Physical Medicine & Rehab.	3	0	3	5	0	5	0	0	0	8	2	0	2
Psychiatry	25	0	25	22	1	23	1	0	1	49	14	0	14
Public Health & Preventive Medicine	7	0	7	4	0	4	0	0	0	11	2	0	2
Radiation Oncology	2	0	2	3	0	3	0	0	0	5	4	0	4
Other Specialty Total	96	1	97	74	3	77	2	0	2	176	56	0	56
Internal Medicine	44	0	44	25	0	25	0	0	0	69	18	0	18
Cardiology	7	0	7	2	0	2	0	0	0	9	1	0	1
Dermatology	9	0	9	4	0	4	0	0	0	13	1	0	1
Endocrinology & Metabolism	2	0	2	2	0	2	0	0	0	4	0	0	0
Gastroenterology	2	0	2	2	0	2	0	0	0	4	1	0	1
General Internal Medicine	4	0	4	3	0	3	0	0	0	7	0	0	0
Geriatric Medicine	0	0	0	2	0	2	0	0	0	2	0	0	0
Hematology	2	0	2	2	0	2	0	0	0	4	0	0	0
Infectious Diseases	3	0	3	1	0	1	0	0	0	4	0	0	0
Medical Oncology	1	0	1	1	0	1	0	0	0	2	3	0	3
Nephrology	1	0	1	1	0	1	0	0	0	2	2	0	2
Neurology	9	0	9	7	0	7	0	0	0	16	4	0	4
Respirology	1	0	1	3	0	3	0	0	0	4	0	0	0
Rheumatology	2	0	2	1	0	1	0	0	0	3	1	0	1
Internal Medicine Total	87	0	87	56	0	56	0	0	0	143	31	0	31
Pediatrics	20	0	20	16	0	16	0	0	0	36	8	0	8
Cardiology - Pediatric	0	1	1	0	0	0	0	0	0	1	0	0	0
Critical Care Medicine - Pediatric	1	0	1	1	0	1	0	0	0	2	0	0	0
Emergency Medicine - Pediatric	0	0	0	4	0	4	0	0	0	4	1	0	1
Endocrinology & Metabolism - Pediatric	2	0	2	0	1	1	0	0	0	3	1	0	1
Hematology / Oncology - Pediatric	0	0	0	0	0	0	0	0	0	0	0	0	0
Infectious Diseases - Pediatric	0	0	0	1	0	1	0	0	0	1	0	0	0
Neonatal-Perinatal Medicine	0	0	0	1	0	1	0	0	0	1	1	0	1
Nephrology - Pediatric	0	0	0	0	0	0	0	0	0	0	0	0	0
Neurology - Pediatric	2	0	2	1	0	1	0	0	0	3	1	0	1
Radiology - Pediatric	0	0	0	0	0	0	0	0	0	0	0	0	0
Pediatrics Total	25	1	26	24	1	25	0	0	0	51	12	0	12
General Surgery	17	0	17	11	0	11	0	0	0	28	5	0	5
Cardiac Surgery	3	0	3	2	0	2	0	0	0	5	2	0	2
Colorectal Surgery	2	0	2	0	0	0	0	0	0	2	0	0	0
General Surgical Oncology	0	0	0	1	0	1	0	0	0	1	0	0	0
Gynecologic Oncology	1	0	1	0	0	0	0	0	0	1	0	0	0
Gyn Reprod Endocrinology & Infertility	1	0	1	2	1	3	0	0	0	4	0	0	0
Maternal Fetal Medicine	1	0	1	1	0	1	0	0	0	2	0	0	0
Neurosurgery	5	0	5	0	0	0	0	0	0	5	1	0	1
Obstetrics & Gynecology	13	0	13	12	0	12	0	0	0	25	6	0	6
Ophthalmology	9	0	9	6	0	6	0	0	0	15	2	0	2
Orthopedic Surgery	13	1	14	10	0	10	0	0	0	24	6	0	6
Otolaryngology - Head & Neck Surgery	6	0	6	3	0	3	0	0	0	9	1	0	1
Pediatric General Surgery	0	0	0	1	0	1	0	0	0	1	0	0	0
Plastic Surgery	6	0	6	3	0	3	0	0	0	9	1	0	1
Thoracic Surgery	1	0	1	1	0	1	0	0	0	2	0	0	0
Urology	11	0	11	5	0	5	0	0	0	16	2	0	2
Vascular Surgery	2	0	2	2	1	3	0	0	0	5	2	0	2
Surgery Total	91	1	92	60	2	62	0	0	0	154	28	0	28
Anatomical Pathology	7	0	7	3	0	3	0	0	0	10	5	0	5
Hematological Pathology	0	0	0	0	0	0	0	0	0	0	2	0	2
Medical Microbiology	0	0	0	1	0	1	0	0	0	1	2	0	2
Laboratory Medicine Total	7	0	7	4	0	4	0	0	0	11	9	0	9
Areas of Focused Competence	0	0	0	0	0	0	0	0	0	0	0	0	0
Clinician Investigator	2	1	3	5	1	6	0	0	0	9	0	0	0
Palliative Medicine	4	0	4	0	0	0	0	0	0	4	0	1	1
Special Program Total	6	1	7	5	1	6	0	0	0	13	0	1	1
Grand Total	399	5	404	268	9	277	3	0	3	684	158	1	159

SOURCE: Ontario Postgraduate Registry, November 2017
 Ontario Physician Human Resources Data Centre
 Prepared December 2017

*OTHER Medical Degree in Pool A refers to LCME accredited U.S. schools. OTHER Medical Degree in remaining pools includes non-LCME accredited / international schools

Note: Re-entry, Repatriation and International Medical Graduate (IMG) trainees are included in these tables - see Part 3 for details

Table 1.93 Postgraduate Medical Trainees at the University of Ottawa by Program, Pool, Source of Medical Degree and Source of Funding

Ottawa	POOL C			POOL D				POOL E		TOTALS			GRAND
	OTHER CANADA	OTHER	TOTAL	ONTARIO	OTHER CANADA	OTHER	TOTAL	OTHER	TOTAL	ONTARIO	OTHER CANADA	OTHER	
	Not CEB	Not CEB		Not CEB	Not CEB	Not CEB		Not CEB					
Family Medicine	0	0	0	0	0	0	0	1	1	85	43	24	152
F.M./ Emergency Medicine	0	0	0	0	0	0	0	0	0	3	4	0	7
Family Medicine Total	0	0	0	0	0	0	0	1	1	88	47	24	159
Anesthesiology	0	1	1	3	4	4	11	3	3	26	24	16	66
Critical Care Medicine	0	0	0	0	0	0	0	1	1	0	3	2	5
Diagnostic Radiology	0	0	0	2	0	6	8	12	12	11	6	32	49
Emergency Medicine	0	0	0	1	1	0	2	4	4	27	11	14	152
Medical Genetics	0	0	0	1	0	0	1	0	0	3	1	1	5
Neuroradiology	0	0	0	0	0	0	0	3	3	0	0	3	3
Nuclear Medicine	0	1	1	0	0	0	0	3	3	0	1	5	6
Pain Medicine	0	0	0	0	0	0	0	0	0	0	1	0	1
Physical Medicine & Rehab.	0	0	0	0	1	0	1	0	0	3	6	2	11
Psychiatry	0	0	0	0	0	0	0	1	1	25	23	16	64
Public Health & Preventive Medicine	0	0	0	0	0	0	0	0	0	7	4	2	13
Radiation Oncology	0	4	4	0	0	0	0	0	0	2	3	8	13
Other Specialty Total	0	6	6	7	6	10	23	27	27	104	83	101	288
Internal Medicine	0	2	2	0	0	0	0	0	0	44	25	20	89
Cardiology	0	2	2	1	2	1	4	9	9	8	4	13	25
Dermatology	0	0	0	0	0	0	0	0	0	9	4	1	14
Endocrinology & Metabolism	0	0	0	0	0	0	0	3	3	2	2	3	7
Gastroenterology	0	1	1	0	2	0	2	2	2	2	4	4	10
General Internal Medicine	0	0	0	0	0	0	0	0	0	4	3	0	7
Geriatric Medicine	0	0	0	0	0	0	0	0	0	0	2	0	2
Hematology	0	1	1	1	0	1	2	5	5	3	2	7	12
Infectious Diseases	0	0	0	0	0	0	0	1	1	3	1	1	5
Medical Oncology	0	0	0	0	0	0	0	2	2	1	1	5	7
Nephrology	0	0	0	0	0	2	2	3	3	1	1	7	9
Neurology	0	0	0	0	0	0	0	3	3	9	7	7	23
Respirology	0	0	0	2	0	0	2	0	0	3	3	0	6
Rheumatology	0	0	0	0	0	0	0	3	3	2	1	4	7
Internal Medicine Total	0	6	6	4	4	4	12	31	31	91	60	72	223
Pediatrics	0	1	1	0	1	0	1	1	1	20	17	10	47
Cardiology - Pediatric	0	0	0	0	0	0	0	0	0	1	0	0	1
Critical Care Medicine - Pediatric	0	0	0	1	1	0	2	0	0	2	2	0	4
Emergency Medicine - Pediatric	0	0	0	0	0	0	0	0	0	0	4	1	5
Endocrinology & Metabolism - Pediatric	0	0	0	0	1	0	1	0	0	2	2	1	5
Hematology / Oncology - Pediatric	0	0	0	0	0	0	0	1	1	0	0	1	1
Infectious Diseases - Pediatric	0	0	0	0	0	0	0	1	1	0	1	1	2
Neonatal-Perinatal Medicine	0	0	0	0	0	3	3	3	3	0	1	7	8
Nephrology - Pediatric	0	0	0	0	0	0	0	2	2	0	0	2	2
Neurology - Pediatric	0	0	0	0	0	0	0	1	1	2	1	2	5
Radiology - Pediatric	0	0	0	0	0	0	0	4	4	0	0	4	4
Pediatrics Total	0	1	1	1	3	3	7	13	13	27	28	29	84
General Surgery	0	0	0	1	2	0	3	0	0	18	13	5	36
Cardiac Surgery	1	0	1	0	0	0	0	1	1	3	3	3	9
Colorectal Surgery	0	0	0	0	0	0	0	0	0	2	0	0	2
General Surgical Oncology	0	0	0	0	0	0	0	0	0	0	1	0	1
Gynecologic Oncology	0	0	0	0	0	1	1	0	0	1	0	1	2
Gyn Reprod Endocrinology & Infertility	0	0	0	0	0	0	0	0	0	1	3	0	4
Maternal Fetal Medicine	0	1	1	0	0	1	1	3	3	1	1	5	7
Neurosurgery	0	5	5	0	0	1	1	7	7	5	0	14	19
Obstetrics & Gynecology	0	0	0	2	1	0	3	1	1	15	13	7	35
Ophthalmology	0	0	0	0	0	0	0	5	5	9	6	7	22
Orthopedic Surgery	0	2	2	0	3	3	6	8	8	14	13	19	46
Otolaryngology - Head & Neck Surgery	0	1	1	0	0	0	0	1	1	6	3	3	12
Pediatric General Surgery	0	0	0	0	0	1	1	0	0	0	1	1	2
Plastic Surgery	0	0	0	0	0	0	0	0	0	6	3	1	10
Thoracic Surgery	0	0	0	0	0	0	0	1	1	1	1	1	3
Urology	0	0	0	0	1	0	1	1	1	11	6	3	20
Vascular Surgery	0	0	0	0	0	0	0	0	0	2	3	2	7
Surgery Total	1	9	10	3	7	7	17	28	28	95	70	72	237
Anatomical Pathology	0	0	0	0	0	0	0	0	0	7	3	5	15
Hematological Pathology	0	0	0	0	0	0	0	0	0	0	0	2	2
Medical Microbiology	0	0	0	0	0	0	0	0	0	0	1	2	3
Laboratory Medicine Total	0	0	0	0	0	0	0	0	0	7	4	9	20
Areas of Focused Competence	0	0	0	1	3	2	6	8	8	1	3	10	14
Clinician Investigator	0	0	0	0	0	0	0	0	0	3	6	0	9
Palliative Medicine	0	0	0	0	0	0	0	0	0	4	0	1	5
Special Program Total	0	0	0	1	3	2	6	8	8	8	9	11	28
Grand Total	1	22	23	16	23	26	65	108	108	420	301	318	1039

SOURCE: Ontario Postgraduate Registry, November 2017
 Ontario Physician Human Resources Data Centre
 Prepared December 2017

Note: Re-entry, Repatriation and International Medical Graduate (IMG) trainees are included in these tables - see Part 3 for details



Table 1.94 Postgraduate Medical Trainees at Queen's University by Program, Pool, Source of Medical Degree and Source of Funding

Queen's	POOL A									POOL B			
	ONTARIO			OTHER CANADA			OTHER*			TOTAL	OTHER		TOTAL
	CEB	Not CEB	TOTAL	CEB	Not CEB	TOTAL	CEB	Not CEB	TOTAL		CEB	Not CEB	
Family Medicine	81	6	87	37	6	43	1	0	1	131	22	0	22
F.M./ Emergency Medicine	6	0	6	1	0	1	0	0	0	7	1	0	1
Family Medicine Total	87	6	93	38	6	44	1	0	1	138	23	0	23
Anesthesiology	17	0	17	2	0	2	1	0	1	20	0	0	0
Critical Care Medicine	6	0	6	0	0	0	0	0	0	6	1	0	1
Diagnostic Radiology	6	0	6	6	0	6	1	0	1	13	3	0	3
Emergency Medicine	11	0	11	6	0	6	0	0	0	17	0	0	0
Physical Medicine & Rehab.	5	0	5	0	0	0	0	0	0	5	0	0	0
Psychiatry	8	1	9	5	0	5	0	0	0	14	16	0	16
Public Health & Preventive Medicine	7	0	7	3	0	3	0	0	0	10	1	0	1
Radiation Oncology	4	0	4	1	0	1	1	0	1	6	1	0	1
Other Specialty Total	64	1	65	23	0	23	3	0	3	91	22	0	22
Internal Medicine	32	0	32	14	1	15	0	0	0	47	10	0	10
Cardiology	4	0	4	1	0	1	0	0	0	5	1	0	1
Gastroenterology	1	0	1	2	0	2	0	0	0	3	1	0	1
General Internal Medicine	3	0	3	3	0	3	1	0	1	7	2	0	2
Hematology	2	0	2	0	0	0	0	0	0	2	2	0	2
Medical Oncology	1	0	1	3	0	3	0	0	0	4	0	0	0
Nephrology	1	0	1	1	0	1	0	0	0	2	1	0	1
Neurology	3	0	3	5	0	5	1	0	1	9	2	0	2
Respirology	2	0	2	3	0	3	0	0	0	5	0	0	0
Rheumatology	2	0	2	1	0	1	0	0	0	3	3	0	3
Internal Medicine Total	51	0	51	33	1	34	2	0	2	87	22	0	22
Pediatrics	12	0	12	2	0	2	1	0	1	15	3	0	3
Pediatrics Total	12	0	12	2	0	2	1	0	1	15	3	0	3
General Surgery	13	0	13	4	0	4	0	0	0	17	2	0	2
Neurosurgery	0	0	0	0	0	0	0	0	0	0	0	0	0
Obstetrics & Gynecology	6	0	6	7	0	7	0	0	0	13	1	0	1
Ophthalmology	7	0	7	5	0	5	0	0	0	12	0	0	0
Orthopedic Surgery	6	0	6	3	0	3	0	0	0	9	1	0	1
Urology	4	0	4	1	0	1	0	0	0	5	0	0	0
Surgery Total	36	0	36	20	0	20	0	0	0	56	4	0	4
Anatomical Pathology	4	0	4	1	0	1	1	0	1	6	7	0	7
Laboratory Medicine Total	4	0	4	1	0	1	1	0	1	6	7	0	7
Clinician Investigator	3	3	6	1	0	1	0	0	0	7	0	0	0
Palliative Medicine	0	0	0	0	0	0	0	0	0	0	1	0	1
Special Program Total	3	3	6	1	0	1	0	0	0	7	1	0	1
Grand Total	257	10	267	118	7	125	8	0	8	400	82	0	82

SOURCE: Ontario Postgraduate Registry, November 2017
 Ontario Physician Human Resources Data Centre
 Prepared December 2017

*OTHER Medical Degree in Pool A refers to LCME accredited U.S. schools. OTHER Medical Degree in remaining pools includes non-LCME accredited / international schools
 Note: Re-entry, Repatriation and International Medical Graduate (IMG) trainees are included in these tables - see Part 3 for details



**Table 1.94 Postgraduate Medical Trainees at Queen's University by Program, Pool,
Source of Medical Degree and Source of Funding**

Queen's	POOL C		POOL D				POOL E		TOTALS			GRAND
	OTHER	TOTAL	ONTARIO	OTHER CANADA	OTHER	TOTAL	OTHER	TOTAL	ONTARIO	OTHER CANADA	OTHER	TOTAL
	<i>Not CEB</i>		<i>Not CEB</i>	<i>Not CEB</i>	<i>Not CEB</i>		<i>Not CEB</i>					
Family Medicine	0	0	0	0	0	0	0	0	87	43	23	153
F.M./ Emergency Medicine	0	0	0	0	0	0	0	0	6	1	1	8
Family Medicine Total	0	0	0	0	0	0	0	0	93	44	24	161
Anesthesiology	0	0	1	0	0	1	1	1	18	2	2	22
Critical Care Medicine	0	0	0	0	0	0	2	2	6	0	3	9
Diagnostic Radiology	0	0	0	0	0	0	0	0	6	6	4	16
Emergency Medicine	0	0	0	1	0	1	0	0	11	7	0	18
Physical Medicine & Rehab.	0	0	0	0	0	0	0	0	5	0	0	5
Psychiatry	1	1	0	0	0	0	6	6	9	5	23	37
Public Health & Preventive Medicine	0	0	0	0	0	0	0	0	7	3	1	11
Radiation Oncology	1	1	0	0	0	0	0	0	4	1	3	8
Other Specialty Total	2	2	1	1	0	2	9	9	66	24	36	126
Internal Medicine	4	4	0	0	0	0	0	0	32	15	14	61
Cardiology	1	1	0	1	1	2	2	2	4	2	5	11
Gastroenterology	1	1	0	1	1	2	0	0	1	3	3	7
General Internal Medicine	0	0	0	0	0	0	0	0	3	3	3	9
Hematology	0	0	0	0	0	0	1	1	2	0	3	5
Medical Oncology	0	0	0	0	0	0	1	1	1	3	1	5
Nephrology	0	0	0	0	0	0	3	3	1	1	4	6
Neurology	0	0	0	0	0	0	0	0	3	5	3	11
Respirology	0	0	1	0	1	2	4	4	3	3	5	11
Rheumatology	0	0	0	0	0	0	0	0	2	1	3	6
Internal Medicine Total	6	6	1	2	3	6	11	11	52	36	44	132
Pediatrics	1	1	0	0	0	0	1	1	12	2	6	20
Pediatrics Total	1	1	0	0	0	0	1	1	12	2	6	20
General Surgery	1	1	0	0	0	0	0	0	13	4	3	20
Neurosurgery	0	0	0	1	0	1	0	0	0	1	0	1
Obstetrics & Gynecology	0	0	1	0	0	1	0	0	7	7	1	15
Ophthalmology	0	0	1	0	0	1	1	1	8	5	1	14
Orthopedic Surgery	4	4	2	1	1	4	4	4	8	4	10	22
Urology	0	0	0	0	0	0	0	0	4	1	0	5
Surgery Total	5	5	4	2	1	7	5	5	40	22	15	77
Anatomical Pathology	0	0	0	0	0	0	0	0	4	1	8	13
Laboratory Medicine Total	0	0	0	0	0	0	0	0	4	1	8	13
Clinician Investigator	0	0	0	0	0	0	0	0	6	1	0	7
Palliative Medicine	0	0	0	1	0	1	0	0	0	1	1	2
Special Program Total	0	0	0	1	0	1	0	0	6	2	1	9
Grand Total	14	14	6	6	4	16	26	26	273	131	134	538

SOURCE: Ontario Postgraduate Registry, November 2017
 Ontario Physician Human Resources Data Centre
 Prepared December 2017

Note: Re-entry, Repatriation and International Medical Graduate (IMG) trainees are included in these tables - see Part 3 for details


Back to Index 

Table 1.95 Postgraduate Medical Trainees at the University of Toronto by Program, Pool, Source of Medical Degree and Source of Funding

Toronto	POOL A									POOL B			
	ONTARIO			OTHER CANADA			OTHER*			TOTAL	OTHER		TOTAL
	CEB	Not CEB	TOTAL	CEB	Not CEB	TOTAL	CEB	Not CEB	TOTAL		CEB	Not CEB	
Family Medicine	228	3	231	78	1	79	4	0	4	314	53	0	53
F.M./ Emergency Medicine	6	0	6	1	0	1	0	0	0	7	0	0	0
Family Medicine Total	234	3	237	79	1	80	4	0	4	321	53	0	53
Anesthesiology	57	0	57	17	0	17	2	0	2	76	17	0	17
Clinical Pharmacology & Toxicology	1	0	1	0	0	0	1	0	1	2	0	0	0
Critical Care Medicine	2	1	3	9	0	9	1	0	1	13	1	0	1
Diagnostic Radiology	34	0	34	10	0	10	2	0	2	46	11	0	11
Emergency Medicine	27	0	27	9	0	9	1	0	1	37	14	0	14
Medical Genetics	3	0	3	2	0	2	0	0	0	5	4	1	5
Neuroradiology	3	0	3	2	0	2	0	0	0	5	0	0	0
Nuclear Medicine	1	0	1	1	0	1	0	0	0	2	0	0	0
Physical Medicine & Rehab.	13	0	13	4	0	4	0	0	0	17	4	0	4
Psychiatry	115	0	115	43	0	43	0	0	0	158	21	1	22
Public Health & Preventive Medicine	7	0	7	5	1	6	0	0	0	13	0	0	0
Radiation Oncology	14	0	14	3	0	3	0	0	0	17	0	0	0
Other Specialty Total	277	1	278	105	1	106	7	0	7	391	72	2	74
Internal Medicine	140	4	144	27	1	28	3	0	3	175	43	2	45
Cardiology	17	0	17	5	0	5	1	0	1	23	4	0	4
Clinical Immunology & Allergy	2	0	2	0	0	0	1	0	1	3	0	0	0
Dermatology	23	0	23	3	0	3	0	0	0	26	4	0	4
Endocrinology & Metabolism	5	0	5	0	0	0	0	0	0	5	1	0	1
Gastroenterology	6	0	6	3	0	3	0	0	0	9	1	0	1
General Internal Medicine	8	0	8	3	0	3	0	0	0	11	0	0	0
Geriatric Medicine	6	1	7	1	0	1	1	0	1	9	4	0	4
Hematology	3	0	3	4	0	4	0	0	0	7	0	0	0
Infectious Diseases	6	1	7	1	0	1	0	0	0	8	0	0	0
Medical Oncology	8	0	8	2	0	2	0	0	0	10	1	0	1
Nephrology	3	0	3	3	0	3	0	0	0	6	0	0	0
Neurology	15	0	15	9	0	9	0	0	0	24	12	0	12
Occupational Medicine	0	0	0	1	0	1	0	0	0	1	1	0	1
Respirology	4	0	4	2	0	2	0	0	0	6	2	0	2
Rheumatology	5	0	5	0	0	0	0	0	0	5	2	0	2
Internal Medicine Total	251	6	257	64	1	65	6	0	6	328	75	2	77
Pediatrics	42	0	42	14	0	14	0	0	0	56	14	0	14
Adolescent Medicine	0	1	1	3	0	3	0	0	0	4	1	0	1
Cardiology - Pediatric	0	2	2	0	1	1	0	0	0	3	1	0	1
Clinical Immunology & Allergy - Pediatric	3	0	3	0	0	0	0	0	0	3	1	0	1
Clinical Pharmacology & Toxicology - Pediatric	0	0	0	0	0	0	0	0	0	0	0	0	0
Critical Care Medicine - Pediatric	0	0	0	4	1	5	0	0	0	5	0	0	0
Developmental Pediatrics	1	2	3	0	0	0	0	0	0	3	1	0	1
Emergency Medicine - Pediatric	0	1	1	4	2	6	0	0	0	7	2	0	2
Endocrinology & Metabolism - Pediatric	2	0	2	0	0	0	1	0	1	3	0	0	0
Gastroenterology - Pediatric	0	0	0	0	0	0	0	0	0	0	0	0	0
Hematology / Oncology - Pediatric	4	3	7	3	0	3	0	0	0	10	0	0	0
Infectious Diseases - Pediatric	1	0	1	1	0	1	0	0	0	2	0	0	0
Neonatal-Perinatal Medicine	0	1	1	2	2	4	0	0	0	5	0	1	1
Nephrology - Pediatric	2	0	2	0	1	1	0	0	0	3	1	0	1
Neurology - Pediatric	3	0	3	1	0	1	0	0	0	4	4	0	4
Radiology - Pediatric	0	0	0	0	0	0	0	0	0	0	0	0	0
Respirology - Pediatric	1	0	1	1	0	1	0	0	0	2	0	1	1
Rheumatology - Pediatric	3	0	3	0	0	0	0	0	0	3	0	0	0
Pediatrics Total	62	10	72	33	7	40	1	0	1	113	25	2	27
General Surgery	37	0	37	17	0	17	0	0	0	54	15	0	15
Cardiac Surgery	3	0	3	2	0	2	0	0	0	5	0	0	0
Colorectal Surgery	4	0	4	1	0	1	0	0	0	5	0	0	0
General Surgical Oncology	2	0	2	2	0	2	1	0	1	5	2	0	2
Gynecologic Oncology	0	0	0	2	0	2	0	0	0	2	1	0	1
Gyn Reprod Endocrinology & Infertility	2	0	2	1	0	1	0	0	0	3	0	0	0
Maternal Fetal Medicine	3	0	3	4	0	4	0	0	0	7	1	0	1
Neurosurgery	11	3	14	5	0	5	0	0	0	19	2	0	2
Obstetrics & Gynecology	44	0	44	8	0	8	0	0	0	52	7	1	8
Ophthalmology	18	0	18	2	0	2	0	0	0	20	5	0	5
Orthopedic Surgery	25	0	25	4	0	4	6	0	6	35	9	0	9
Otolaryngology - Head & Neck Surgery	16	0	16	8	0	8	0	0	0	24	1	0	1
Pediatric General Surgery	0	0	0	0	0	0	2	0	2	2	0	0	0
Plastic Surgery	14	0	14	3	1	4	1	0	1	19	0	0	0
Thoracic Surgery	0	0	0	2	0	2	1	0	1	3	1	0	1
Urology	12	0	12	6	0	6	0	0	0	18	3	0	3
Vascular Surgery	5	0	5	3	0	3	0	0	0	8	1	0	1
Surgery Total	196	3	199	70	1	71	11	0	11	281	48	1	49
Anatomical Pathology	10	0	10	6	0	6	0	0	0	16	13	0	13
Forensic Pathology	0	0	0	0	0	0	0	0	0	0	1	0	1
Hematological Pathology	1	0	1	0	0	0	0	0	0	1	4	0	4
Medical Microbiology	1	0	1	1	0	1	0	0	0	2	1	0	1
Neuropathology	2	0	2	0	0	0	0	0	0	2	0	0	0
Laboratory Medicine Total	14	0	14	7	0	7	0	0	0	21	19	0	19
Areas of Focused Competence	0	0	0	0	0	0	0	0	0	0	0	0	0
Clinician Investigator	22	27	49	5	8	13	1	2	3	65	3	6	9
Palliative Medicine	0	0	0	0	0	0	0	0	0	0	2	0	2
Special Program Total	22	27	49	5	8	13	1	2	3	65	5	6	11
Grand Total	1056	50	1106	363	19	382	30	2	32	1520	297	13	310

SOURCE: Ontario Postgraduate Registry, November 2017
 Ontario Physician Human Resources Data Centre
 Prepared December 2017

*OTHER Medical Degree in Pool A refers to LCME accredited U.S. schools. OTHER Medical Degree in remaining pools includes non-LCME accredited / international schools.
 Note: Re-entry, Repatriation and International Medical Graduate (IMG) trainees are included in these tables - see Part 3 for details

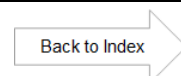


Table 1.95 Postgraduate Medical Trainees at the University of Toronto by Program, Pool, Source of Medical Degree and Source of Funding

Toronto	POOL C		POOL D				POOL E			TOTALS			GRAND TOTAL
	OTHER	TOTAL	ONTARIO	OTHER CANADA	OTHER	TOTAL	OTHER CANADA	OTHER	TOTAL	ONTARIO	OTHER CANADA	OTHER	
	<i>Not CEB</i>		<i>Not CEB</i>	<i>Not CEB</i>	<i>Not CEB</i>		<i>Not CEB</i>	<i>Not CEB</i>					
Family Medicine	7	7	9	1	1	11	0	0	0	240	80	65	385
F.M./ Emergency Medicine	0	0	0	0	0	0	0	0	0	6	1	0	7
Family Medicine Total	7	7	9	1	1	11	0	0	0	246	81	65	392
Anesthesiology	6	6	15	12	15	42	0	60	60	72	29	100	201
Clinical Pharmacology & Toxicology	1	1	0	0	1	1	0	0	0	1	0	3	4
Critical Care Medicine	0	0	0	1	7	8	0	33	33	3	10	42	55
Diagnostic Radiology	3	3	14	7	10	31	0	31	31	48	17	57	122
Emergency Medicine	0	0	0	0	0	0	0	0	0	27	9	15	51
Medical Genetics	1	1	0	0	1	1	0	7	7	3	2	14	19
Neuroradiology	0	0	0	0	1	1	0	8	8	3	2	9	14
Nuclear Medicine	0	0	0	0	0	0	0	0	0	1	1	0	2
Physical Medicine & Rehab.	0	0	1	0	2	3	0	3	3	14	4	9	27
Psychiatry	5	5	2	4	11	17	0	27	27	117	47	65	229
Public Health & Preventive Medicine	0	0	0	0	0	0	0	0	0	7	6	0	13
Radiation Oncology	4	4	6	1	1	8	0	15	15	20	4	20	44
Other Specialty Total	20	20	38	25	49	112	0	184	184	316	131	334	781
Internal Medicine	12	12	0	0	0	0	0	0	0	144	28	60	232
Cardiology	4	4	7	8	14	29	0	33	33	24	13	56	93
Clinical Immunology & Allergy	0	0	0	0	0	0	0	0	0	2	0	1	3
Dermatology	0	0	1	3	2	6	0	10	10	24	6	16	46
Endocrinology & Metabolism	1	1	1	1	2	4	0	3	3	6	1	7	14
Gastroenterology	1	1	3	2	7	12	0	13	13	9	5	22	36
General Internal Medicine	0	0	2	1	12	15	0	3	3	10	4	15	29
Geriatric Medicine	0	0	0	0	0	0	0	0	0	7	1	5	13
Hematology	1	1	4	4	6	14	0	25	25	7	8	32	47
Infectious Diseases	0	0	2	1	1	4	0	14	14	9	2	15	26
Medical Oncology	0	0	7	3	8	18	0	23	23	15	5	32	52
Nephrology	0	0	2	4	3	9	0	21	21	5	7	24	36
Neurology	0	0	3	5	10	18	0	20	20	18	14	42	74
Occupational Medicine	0	0	0	0	0	0	0	1	1	0	1	2	3
Respirology	2	2	3	2	4	9	0	12	12	7	4	20	31
Rheumatology	2	2	0	2	3	5	0	11	11	5	2	18	25
Internal Medicine Total	23	23	35	36	72	143	0	189	189	292	101	367	760
Pediatrics	6	6	2	5	3	10	0	4	4	44	19	27	90
Adolescent Medicine	0	0	0	0	0	0	0	1	1	1	3	2	6
Cardiology - Pediatric	0	0	0	1	3	4	0	19	19	2	2	23	27
Clinical Immunology & Allergy - Pediatric	0	0	0	1	0	1	0	2	2	3	1	3	7
Clinical Pharmacology & Toxicology - Pediatric	0	0	0	0	1	1	0	0	0	0	0	1	1
Critical Care Medicine - Pediatric	0	0	0	0	1	1	0	19	19	0	5	20	25
Developmental Pediatrics	0	0	0	0	0	0	0	1	1	3	0	2	5
Emergency Medicine - Pediatric	0	0	1	3	1	5	0	8	8	2	9	11	22
Endocrinology & Metabolism - Pediatric	0	0	0	0	0	0	0	3	3	2	0	4	6
Gastroenterology - Pediatric	0	0	1	1	2	4	0	10	10	1	1	12	14
Hematology / Oncology - Pediatric	1	1	0	2	5	7	0	25	25	7	5	31	43
Infectious Diseases - Pediatric	1	1	1	2	0	3	0	5	5	2	3	6	11
Neonatal-Perinatal Medicine	1	1	0	0	8	8	0	28	28	1	4	38	43
Nephrology - Pediatric	0	0	0	1	0	1	0	6	6	2	2	7	11
Neurology - Pediatric	4	4	0	2	2	4	0	13	13	3	3	23	29
Radiology - Pediatric	0	0	1	0	4	5	0	15	15	1	0	19	20
Respirology - Pediatric	0	0	0	3	0	3	0	6	6	1	4	7	12
Rheumatology - Pediatric	0	0	0	1	0	1	0	3	3	3	1	3	7
Pediatrics Total	13	13	6	22	30	58	0	168	168	78	62	239	379
General Surgery	3	3	5	5	6	16	0	5	5	42	22	29	93
Cardiac Surgery	3	3	1	3	3	7	0	16	16	4	5	22	31
Colorectal Surgery	0	0	0	0	0	0	0	1	1	4	1	1	6
General Surgical Oncology	0	0	1	0	0	1	0	0	0	3	2	3	8
Gynecologic Oncology	0	0	0	1	1	2	0	2	2	0	3	4	7
Gyn Reprod Endocrinology & Infertility	0	0	0	0	0	0	0	0	0	2	1	0	3
Maternal Fetal Medicine	1	1	0	2	1	3	0	10	10	3	6	13	22
Neurosurgery	2	2	1	0	4	5	0	15	15	15	5	23	43
Obstetrics & Gynecology	1	1	6	5	6	17	0	14	14	50	13	29	92
Ophthalmology	7	7	4	3	7	14	0	20	20	22	5	39	66
Orthopedic Surgery	2	2	16	15	7	38	0	31	31	41	19	55	115
Otolaryngology - Head & Neck Surgery	1	1	4	0	8	12	0	9	9	20	8	19	47
Pediatric General Surgery	0	0	0	0	0	0	0	3	3	0	0	5	5
Plastic Surgery	3	3	2	5	1	8	0	9	9	16	9	14	39
Thoracic Surgery	0	0	0	0	1	1	0	23	23	0	2	26	28
Urology	0	0	3	5	4	12	0	13	13	15	11	20	46
Vascular Surgery	5	5	1	0	0	1	0	3	3	6	3	9	18
Surgery Total	28	28	44	44	49	137	0	174	174	243	115	311	669
Anatomical Pathology	0	0	3	3	6	12	0	17	17	13	9	36	58
Forensic Pathology	0	0	0	0	0	0	0	1	1	0	0	2	2
Hematological Pathology	1	1	0	1	0	1	0	1	1	1	1	6	8
Medical Microbiology	0	0	0	0	0	0	0	1	1	1	1	2	4
Neuropathology	0	0	0	0	0	0	0	1	1	2	0	1	3
Laboratory Medicine Total	1	1	3	4	6	13	0	21	21	17	11	47	75
Areas of Focused Competence	0	0	1	2	2	5	0	1	1	0	0	0	2
Clinician Investigator	1	1	2	1	0	3	0	0	0	51	14	13	78
Palliative Medicine	0	0	0	0	0	0	0	0	0	0	0	2	2
Special Program Total	1	1	3	3	2	8	0	1	1	52	16	18	86
Grand Total	93	93	138	135	209	482	0	737	737	1244	517	1381	3142

SOURCE: Ontario Postgraduate Registry, November 2017
 Ontario Physician Human Resources Data Centre
 Prepared December 2017

Note: Re-entry, Repatriation and International Medical Graduate (IMG) trainees are included in these tables - see Part 3 for details

Table 1.96 Postgraduate Medical Trainees at Western University by Program, Pool, Source of Medical Degree and Source of Funding

Western	POOL A									POOL B			
	ONTARIO			OTHER CANADA			OTHER*			TOTAL	OTHER		TOTAL
	CEB	Not CEB	TOTAL	CEB	Not CEB	TOTAL	CEB	Not CEB	TOTAL		CEB	Not CEB	
Family Medicine	107	1	108	18	1	19	2	0	2	129	38	0	38
F.M./ Emergency Medicine	6	2	8	1	0	1	0	0	0	9	1	0	1
Family Medicine Total	113	3	116	19	1	20	2	0	2	138	39	0	39
Anesthesiology	22	0	22	9	0	9	0	0	0	31	6	0	6
Clinical Pharmacology & Toxicology	0	0	0	1	0	1	0	0	0	1	1	0	1
Critical Care Medicine	5	0	5	1	0	1	0	0	0	6	1	0	1
Diagnostic Radiology	14	0	14	6	0	6	0	0	0	20	0	0	0
Emergency Medicine	21	0	21	3	0	3	0	0	0	24	0	0	0
Neuroradiology	0	0	0	0	0	0	0	0	0	0	0	0	0
Nuclear Medicine	1	0	1	0	0	0	0	0	0	1	2	0	2
Pain Medicine	0	0	0	2	0	2	0	0	0	2	2	0	2
Physical Medicine & Rehab.	3	0	3	2	0	2	1	0	1	6	0	0	0
Psychiatry	24	0	24	2	0	2	1	0	1	27	20	0	20
Radiation Oncology	8	0	8	2	0	2	0	0	0	10	0	0	0
Other Specialty Total	98	0	98	28	0	28	2	0	2	128	32	0	32
Internal Medicine	66	0	66	13	0	13	1	0	1	80	27	0	27
Cardiology	7	0	7	1	0	1	0	0	0	8	3	0	3
Clinical Immunology & Allergy	4	0	4	0	0	0	0	0	0	4	0	0	0
Endocrinology & Metabolism	2	0	2	1	0	1	0	0	0	3	2	0	2
Gastroenterology	3	0	3	0	0	0	0	0	0	3	2	0	2
General Internal Medicine	5	0	5	3	0	3	0	0	0	8	2	0	2
Geriatric Medicine	3	0	3	0	0	0	0	0	0	3	0	0	0
Hematology	4	0	4	0	0	0	0	0	0	4	1	0	1
Infectious Diseases	0	0	0	0	0	0	0	0	0	0	0	0	0
Medical Oncology	1	0	1	0	0	0	0	0	0	1	4	0	4
Nephrology	4	0	4	2	0	2	0	0	0	6	1	0	1
Neurology	8	0	8	5	0	5	0	0	0	13	6	0	6
Respirology	4	0	4	0	0	0	0	0	0	4	2	0	2
Rheumatology	4	0	4	1	0	1	0	0	0	5	0	0	0
Internal Medicine Total	115	0	115	26	0	26	1	0	1	142	50	0	50
Pediatrics	21	0	21	10	0	10	0	0	0	31	8	0	8
Critical Care Medicine - Pediatric	0	0	0	0	0	0	0	0	0	0	0	0	0
Emergency Medicine - Pediatric	2	0	2	0	0	0	0	0	0	2	1	0	1
Neonatal-Perinatal Medicine	0	1	1	0	0	0	0	0	0	1	0	0	0
Pediatrics Total	23	1	24	10	0	10	0	0	0	34	9	0	9
General Surgery	20	0	20	4	1	5	0	0	0	25	0	0	0
Cardiac Surgery	4	0	4	1	0	1	0	0	0	5	0	0	0
Gyn Reprod Endocrinology & Infertility	1	0	1	1	0	1	0	0	0	2	1	0	1
Maternal Fetal Medicine	0	0	0	0	0	0	0	0	0	0	1	0	1
Neurosurgery	10	0	10	1	0	1	0	0	0	11	0	0	0
Obstetrics & Gynecology	24	0	24	5	0	5	0	0	0	29	1	0	1
Ophthalmology	9	0	9	1	0	1	0	0	0	10	0	0	0
Orthopedic Surgery	14	0	14	4	0	4	0	0	0	18	4	0	4
Otolaryngology - Head & Neck Surgery	11	0	11	3	1	4	0	0	0	15	0	0	0
Plastic Surgery	11	0	11	0	0	0	0	0	0	11	0	0	0
Thoracic Surgery	0	0	0	1	0	1	0	0	0	1	0	0	0
Urology	9	0	9	5	0	5	0	0	0	14	0	0	0
Vascular Surgery	3	0	3	3	0	3	0	0	0	6	0	0	0
Surgery Total	116	0	116	29	2	31	0	0	0	147	7	0	7
Anatomical Pathology	9	0	9	0	0	0	0	0	0	9	1	0	1
Neuropathology	0	0	0	1	0	1	0	0	0	1	1	0	1
Laboratory Medicine Total	9	0	9	1	0	1	0	0	0	10	2	0	2
Areas of Focused Competence	0	0	0	0	0	0	0	0	0	0	0	0	0
Clinician Investigator	2	0	2	0	0	0	0	1	1	3	0	0	0
Special Program Total	2	0	2	0	0	0	0	1	1	3	0	0	0
Grand Total	476	4	480	113	3	116	5	1	6	602	139	0	139

SOURCE: Ontario Postgraduate Registry, November 2017
 Ontario Physician Human Resources Data Centre
 Prepared December 2017

*OTHER Medical Degree in Pool A refers to LCME accredited U.S. schools. OTHER Medical Degree in remaining pools includes non-LCME accredited / international schools
 Note: Re-entry, Repatriation and International Medical Graduate (IMG) trainees are included in these tables - see Part 3 for details

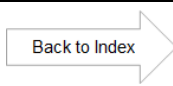


Table 1.96 Postgraduate Medical Trainees at Western University by Program, Pool, Source of Medical Degree and Source of Funding

Western	POOL C		POOL D				POOL E		TOTALS			GRAND
	OTHER	TOTAL	ONTARIO	OTHER CANADA	OTHER	TOTAL	OTHER	TOTAL	ONTARIO	OTHER CANADA	OTHER	TOTAL
	<i>Not CEB</i>		<i>Not CEB</i>	<i>Not CEB</i>	<i>Not CEB</i>		<i>Not CEB</i>					
Family Medicine	0	0	0	0	0	0	0	0	108	19	40	167
F.M./ Emergency Medicine	0	0	0	0	0	0	0	0	8	1	1	10
Family Medicine Total	0	0	0	0	0	0	0	0	116	20	41	177
Anesthesiology	2	2	0	2	6	8	9	9	22	11	23	56
Clinical Pharmacology & Toxicology	1	1	0	0	0	0	0	0	0	1	2	3
Critical Care Medicine	0	0	0	0	0	0	4	4	5	1	5	11
Diagnostic Radiology	0	0	0	0	1	1	5	5	14	6	6	26
Emergency Medicine	0	0	2	0	0	2	0	0	23	3	0	26
Neuroradiology	0	0	0	0	1	1	1	1	0	0	2	2
Nuclear Medicine	2	2	0	0	1	1	4	4	1	0	9	10
Pain Medicine	0	0	0	0	0	0	0	0	0	2	2	4
Physical Medicine & Rehab.	1	1	0	0	0	0	0	0	3	2	2	7
Psychiatry	1	1	0	0	1	1	2	2	24	2	25	51
Radiation Oncology	0	0	0	0	0	0	0	0	8	2	0	10
Other Specialty Total	7	7	2	2	10	14	25	25	100	30	76	206
Internal Medicine	16	16	0	0	0	0	0	0	66	13	44	123
Cardiology	0	0	0	1	1	2	4	4	7	2	8	17
Clinical Immunology & Allergy	0	0	0	0	0	0	0	0	4	0	0	4
Endocrinology & Metabolism	1	1	0	0	0	0	1	1	2	1	4	7
Gastroenterology	5	5	0	0	2	2	3	3	3	0	12	15
General Internal Medicine	0	0	0	0	0	0	0	0	5	3	2	10
Geriatric Medicine	0	0	0	0	0	0	0	0	3	0	0	3
Hematology	0	0	0	0	1	1	0	0	4	0	2	6
Infectious Diseases	0	0	0	0	0	0	1	1	0	0	1	1
Medical Oncology	0	0	0	0	0	0	0	0	1	0	4	5
Nephrology	2	2	2	0	0	2	6	6	6	2	9	17
Neurology	0	0	2	0	3	5	10	10	10	5	19	34
Respirology	0	0	1	0	1	2	0	0	5	0	3	8
Rheumatology	0	0	0	1	0	1	1	1	4	2	1	7
Internal Medicine Total	24	24	5	2	8	15	26	26	120	28	109	257
Pediatrics	0	0	2	0	0	2	2	2	23	10	10	43
Critical Care Medicine - Pediatric	0	0	0	0	0	0	1	1	0	0	1	1
Emergency Medicine - Pediatric	1	1	0	0	0	0	0	0	2	0	2	4
Neonatal-Perinatal Medicine	0	0	0	0	0	0	5	5	1	0	5	6
Pediatrics Total	1	1	2	0	0	2	8	8	26	10	18	54
General Surgery	0	0	2	0	4	6	4	4	22	5	8	35
Cardiac Surgery	4	4	0	0	0	0	3	3	4	1	7	12
Gyn Reprod Endocrinology & Infertility	0	0	0	0	0	0	1	1	1	1	2	4
Maternal Fetal Medicine	0	0	0	0	0	0	0	0	0	0	1	1
Neurosurgery	0	0	0	0	0	0	4	4	10	1	4	15
Obstetrics & Gynecology	0	0	1	1	0	2	0	0	25	6	1	32
Ophthalmology	0	0	0	0	0	0	1	1	9	1	1	11
Orthopedic Surgery	0	0	4	3	4	11	9	9	18	7	17	42
Otolaryngology - Head & Neck Surgery	0	0	0	0	0	0	2	2	11	4	2	17
Plastic Surgery	0	0	0	0	0	0	0	0	11	0	0	11
Thoracic Surgery	0	0	0	0	0	0	2	2	0	1	2	3
Urology	0	0	1	1	1	3	3	3	10	6	4	20
Vascular Surgery	0	0	0	0	0	0	0	0	3	3	0	6
Surgery Total	4	4	8	5	9	22	29	29	124	36	49	209
Anatomical Pathology	0	0	0	0	0	0	0	0	9	0	1	10
Neuropathology	2	2	0	0	0	0	1	1	0	1	4	5
Laboratory Medicine Total	2	2	0	0	0	0	1	1	9	1	5	15
Areas of Focused Competence	0	0	0	4	0	4	0	0	0	4	0	4
Clinician Investigator	0	0	0	0	0	0	0	0	2	0	1	3
Special Program Total	0	0	0	4	0	4	0	0	2	4	1	7
Grand Total	38	38	17	13	27	57	89	89	497	129	299	925

SOURCE: Ontario Postgraduate Registry, November 2017
 Ontario Physician Human Resources Data Centre
 Prepared December 2017

Note: Re-entry, Repatriation and International Medical Graduate (IMG) trainees are included in these tables - see Part 3 for details



PART 2

Please note that as of 2017, Part 2 containing the Full-Time Equivalent (FTE) Statistics will no longer be included in this report.

If you would like FTE information, please request this by completing the data request form on our website at <http://www.ophrdc.org/contact-us/>.

PART 3

Reports on the Complement of ReEntry, Repatriation and International Medical Graduate Trainees in Ontario

NOVEMBER 1, 2017 POINT CENSUS

PART 3A

ONTARIO POSTGRADUATE MEDICAL TRAINEE REENTRY STATISTICS

INTRODUCTION:

The ReEntry program allows limited numbers of Canadian graduates to re-enter the postgraduate system in order to further their training. Graduates from the ReEntry program provide service in underserviced areas of the province for a designated time following completion of their training.

The data presented in this section detail the enrolment of ReEntry trainees in Ontario medical schools. The reports are produced for the November 1, 2017 point census. Reports are no longer included for the full-time equivalent enrolments of these trainees over the 2017 / 2018 academic year. If you would like these reports, please submit the form found on our website at <http://www.ophrdc.org/contact-us/>. The methodology used in Part 3 is the same as for Part 1.

Table 3.00 ReEntry Trainees in ONTARIO by Level of Training, University and Sex

Level	<i>McMaster</i>			<i>NOSM</i>			<i>Ottawa</i>					
	Female	Male	Total	Female	Male	Total	Female	Male	Total			
PGY - 1	0	0	0	0	0	0	0	0	0			
PGY - 2	0	0	0	0	0	0	0	0	0			
PGY - 3	0	0	0	0	0	0	2	0	2			
PGY - 4	0	0	0	0	0	0	0	0	0			
PGY - 5	0	0	0	0	0	0	0	0	0			
PGY - 6	0	0	0	0	0	0	0	0	0			
PGY - 7	0	0	0	0	0	0	0	0	0			
Grand Total	0	0	0	0	0	0	2	0	2			

Level	<i>Queen's</i>			<i>Toronto</i>			<i>Western</i>			<i>All Universities</i>		Grand Total
	Female	Male	Total	Female	Male	Total	Female	Male	Total	Female	Male	
PGY - 1	0	0	0	0	0	0	0	0	0	0	0	0
PGY - 2	0	0	0	1	0	1	0	0	0	1	0	1
PGY - 3	0	0	0	1	1	2	0	0	0	3	1	4
PGY - 4	0	1	1	0	0	0	0	0	0	0	1	1
PGY - 5	0	1	1	1	1	2	0	0	0	1	2	3
PGY - 6	0	0	0	0	0	0	0	0	0	0	0	0
PGY - 7	0	0	0	0	0	0	0	0	0	0	0	0
Grand Total	0	2	2	3	2	5	0	0	0	5	4	9

SOURCE: Ontario Postgraduate Registry, November 2017
 Ontario Physician Human Resources Data Centre
 Prepared December 2017

Note: IMG trainees may be included in ReEntry counts

Back to Index 

Table 3.01 ReEntry Trainees in ONTARIO by Program, University and Level of Training

ONTARIO	McMaster						NOSM						Ottawa					
	PGY - 1	PGY - 2	PGY - 3	PGY - 4	PGY - 5	Total	PGY - 1	PGY - 2	PGY - 3	PGY - 4	PGY - 5	Total	PGY - 1	PGY - 2	PGY - 3	PGY - 4	PGY - 5	Total
Family Medicine	0	0	0	0	0	0	0	0	0	0	0	0	0	0	1	0	0	1
Family Medicine Total	0	0	0	0	0	0	0	0	0	0	0	0	0	0	1	0	0	1
Anesthesiology	0	0	0	0	0	0	0	0	0	0	0	0	0	0	0	0	0	0
Psychiatry	0	0	0	0	0	0	0	0	0	0	0	0	0	0	0	0	0	0
Public Health & Preventive Medicine	0	0	0	0	0	0	0	0	0	0	0	0	0	0	1	0	0	1
Other Specialty Total	0	0	0	0	0	0	0	0	0	0	0	0	0	0	1	0	0	1
Internal Medicine	0	0	0	0	0	0	0	0	0	0	0	0	0	0	0	0	0	0
Internal Medicine Total	0	0	0	0	0	0	0	0	0	0	0	0	0	0	0	0	0	0
Obstetrics & Gynecology	0	0	0	0	0	0	0	0	0	0	0	0	0	0	0	0	0	0
Vascular Surgery	0	0	0	0	0	0	0	0	0	0	0	0	0	0	0	0	0	0
Surgery Total	0	0	0	0	0	0	0	0	0	0	0	0	0	0	0	0	0	0
Hematological Pathology	0	0	0	0	0	0	0	0	0	0	0	0	0	0	0	0	0	0
Surgery Total	0	0	0	0	0	0	0	0	0	0	0	0	0	0	0	0	0	0
Grand Total	0	0	0	0	0	0	0	0	0	0	0	0	0	0	2	0	0	2

	Queen's						Toronto						Western						All Universities						Grand Total			
	PGY - 1	PGY - 2	PGY - 3	PGY - 4	PGY - 5	Total	PGY - 1	PGY - 2	PGY - 3	PGY - 4	PGY - 5	Total	PGY - 1	PGY - 2	PGY - 3	PGY - 4	PGY - 5	Total	PGY - 1	PGY - 2	PGY - 3	PGY - 4	PGY - 5	Total				
Family Medicine	0	0	0	0	0	0	0	0	0	0	0	0	0	0	0	0	0	0	0	0	0	1	0	0	1	1		
Family Medicine Total	0	0	0	0	0	0	0	0	0	0	0	0	0	0	0	0	0	0	0	0	0	1	0	0	1	1		
Anesthesiology	0	0	0	1	0	1	0	0	0	0	0	0	0	0	0	0	0	0	0	0	0	0	1	0	0	1	1	
Psychiatry	0	0	0	0	0	0	0	0	0	0	1	1	0	0	0	0	0	0	0	0	0	0	0	1	0	1	1	
Public Health & Preventive Medicine	0	0	0	0	1	1	0	0	0	0	0	0	0	0	0	0	0	0	0	0	0	1	0	1	2	2		
Other Specialty Total	0	0	0	1	1	2	0	0	0	0	1	1	0	0	0	0	0	0	0	0	0	1	1	2	4	4		
Internal Medicine	0	0	0	0	0	0	0	1	0	0	0	1	0	0	0	0	0	0	0	0	0	1	0	0	1	1		
Internal Medicine Total	0	0	0	0	0	0	0	1	0	0	1	1	0	0	0	0	0	0	0	0	0	1	0	0	1	1		
Obstetrics & Gynecology	0	0	0	0	0	0	0	0	1	0	0	1	0	0	0	0	0	0	0	0	0	0	1	0	0	1	1	
Vascular Surgery	0	0	0	0	0	0	0	0	0	0	1	1	0	0	0	0	0	0	0	0	0	0	0	1	0	1	1	
Surgery Total	0	0	0	0	0	0	0	0	1	0	2	2	0	0	0	0	0	0	0	0	0	1	0	1	2	2		
Hematological Pathology	0	0	0	0	0	0	0	0	1	0	0	1	0	0	0	0	0	0	0	0	0	1	0	0	1	1		
Surgery Total	0	0	0	0	0	0	0	0	1	0	1	1	0	0	0	0	0	0	0	0	0	1	0	0	1	1		
Grand Total	0	0	0	1	1	2	0	1	2	0	2	5	0	0	0	0	0	0	0	0	0	0	1	4	1	3	9	9

SOURCE: Ontario Postgraduate Registry, November 2017
Ontario Physician Human Resources Data Centre
Prepared December 2017

Note: IMG trainees may be included in ReEntry counts

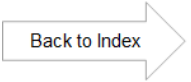


Table 3.02 ReEntry Trainees in Ontario by Program, Pool and Level of Training

ONTARIO	POOL A						POOL B						Grand
	<i>PGY - 1</i>	<i>PGY - 2</i>	<i>PGY - 3</i>	<i>PGY - 4</i>	<i>PGY - 5</i>	<i>Total</i>	<i>PGY - 1</i>	<i>PGY - 2</i>	<i>PGY - 3</i>	<i>PGY - 4</i>	<i>PGY - 5</i>	<i>Total</i>	<i>Total</i>
Family Medicine	0	0	1	0	0	1	0	0	0	0	0	0	1
Family Medicine Total	0	0	1	0	0	1	0	0	0	0	0	0	1
Anesthesiology	0	0	0	1	0	1	0	0	0	0	0	0	1
Psychiatry	0	0	0	0	1	1	0	0	0	0	0	0	1
Public Health & Preventive Medicine	0	0	1	0	0	1	0	0	0	0	1	1	2
Other Specialty Total	0	0	1	1	1	3	0	0	0	0	1	1	4
Internal Medicine	0	1	0	0	0	1	0	0	0	0	0	0	1
Internal Medicine Total	0	1	0	0	0	1	0	0	0	0	0	0	1
Obstetrics & Gynecology	0	0	1	0	0	1	0	0	0	0	0	0	1
Vascular Surgery	0	0	0	0	0	0	0	0	0	0	1	1	1
Surgery Total	0	0	1	0	0	1	0	0	0	0	1	1	2
Hematological Pathology	0	0	0	0	0	0	0	0	1	0	0	1	1
Laboratory Medicine Total	0	0	0	0	0	0	0	0	1	0	0	1	1
Grand Total	0	1	3	1	1	6	0	0	1	0	2	3	9

SOURCE: Ontario Postgraduate Registry, November 2017
 Ontario Physician Human Resources Data Centre
 Prepared December 2017

Note: IMG trainees may be included in ReEntry counts



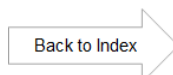
Table 3.03 ReEntry Trainees in ONTARIO by Program, University and Source of Medical Degree

	McMaster				NOSM				Ottawa			
	ONT	OTHCAN	OTHER	Total	ONT	OTHCAN	OTHER	Total	ONT	OTHCAN	OTHER	Total
Family Medicine	0	0	0	0	0	0	0	0	1	0	0	1
Family Medicine Total	0	0	0	0	0	0	0	0	1	0	0	1
Anesthesiology	0	0	0	0	0	0	0	0	0	0	0	0
Psychiatry	0	0	0	0	0	0	0	0	0	0	0	0
Public Health & Preventive Medicine	0	0	0	0	0	0	0	0	0	1	0	1
Other Specialty Total	0	0	0	0	0	0	0	0	0	1	0	1
Internal Medicine	0	0	0	0	0	0	0	0	0	0	0	0
Internal Medicine Total	0	0	0	0	0	0	0	0	0	0	0	0
Obstetrics & Gynecology									0	0	0	0
Vascular Surgery	0	0	0	0	0	0	0	0	0	0	0	0
Surgery Total	0	0	0	0	0	0	0	0	0	0	0	0
Hematological Pathology	0	0	0	0	0	0	0	0	0	0	0	0
Laboratory Medicine Total	0	0	0	0	0	0	0	0	0	0	0	0
Grand Total	0	0	0	0	0	0	0	0	1	1	0	2

	Queen's				Toronto				Western				All Universities			Grand Total
	PGY - 1	PGY - 2	PGY - 3	Total	PGY - 1	PGY - 2	PGY - 3	Total	PGY - 1	PGY - 2	PGY - 3	Total	PGY - 1	PGY - 2	PGY - 3	
Family Medicine	0	0	0	0	0	0	0	0	0	0	0	0	1	0	0	
Family Medicine Total	0	0	0	0	0	0	0	0	0	0	0	0	1	0	0	
Anesthesiology	1	0	0	0	0	0	0	0	0	0	0	0	1	0	0	
Psychiatry	0	0	0	0	0	1	0	1	0	0	0	0	0	1	0	
Public Health & Preventive Medicine	0	1	0	0	0	0	0	0	0	0	0	0	0	2	0	
Other Specialty Total	1	1	0	2	0	1	0	1	0	0	0	0	1	3	0	
Internal Medicine	0	0	0	0	0	1	0	1	0	0	0	0	0	1	0	
Internal Medicine Total	0	0	0	0	0	1	0	1	0	0	0	0	0	1	0	
Obstetrics & Gynecology	0	0			1	0	0	1	0	0	0	0	1	0	0	
Vascular Surgery	0	0	0	0	0	0	1	1	0	0	0	0	0	0	1	
Surgery Total	0	0	0	0	1	0	1	2	0	0	0	0	1	0	1	
Hematological Pathology	0	0	0	0	0	0	1	1	0	0	0	0	0	0	1	
Laboratory Medicine Total	0	0	0	0	0	0	1	1	0	0	0	0	0	0	1	
Grand Total	1	1	0	2	1	2	2	5	0	0	0	0	3	4	2	

SOURCE: Ontario Postgraduate Registry, November 2017
 Ontario Physician Human Resources Data Centre
 Prepared December 2017

Note: IMG trainees may be included in ReEntry counts



PART 3B

ONTARIO POSTGRADUATE MEDICAL TRAINEE REPATRIATION STATISTICS

INTRODUCTION:

The Repatriation program offers additional years of training for Canadian graduates who have completed their U.S. postgraduate training and require additional training to meet Canadian certification requirements.

The data presented in this section detail the enrolment of Repatriation trainees in Ontario medical schools. Reports are produced for the November 1, 2017 point census. The full-time equivalent enrolments of these trainees over the 2017 / 2018 academic year will no longer be included as part of this report. If you would like FTE information, please request this by completing the data request form on our website at <http://www.ophrdc.org/contact-us/>. The methodology used in Part 3 is the same as for Parts 1 and 2.

Table 3.20 Repatriation Trainees in ONTARIO by Level of Training, University and Sex

	<i>McMaster</i>			<i>NOSM</i>			<i>Ottawa</i>		
	<i>Female</i>	<i>Male</i>	<i>Total</i>	<i>Female</i>	<i>Male</i>	<i>Total</i>	<i>Female</i>	<i>Male</i>	<i>Total</i>
PGY - 1	0	0	0	0	0	0	0	0	0
PGY - 2	1	0	1	0	0	0	0	0	0
PGY - 3	0	0	0	0	0	0	0	0	0
PGY - 4	0	1	1	0	0	0	0	0	0
PGY - 5	0	0	0	0	0	0	0	0	0
PGY - 6	0	1	1	0	0	0	0	0	0
Grand Total	1	2	3	0	0	0	0	0	0

	<i>Queen's</i>			<i>Toronto</i>			<i>Western</i>			<i>All Universities</i>		<i>Grand Total</i>
	<i>Female</i>	<i>Male</i>	<i>Total</i>	<i>Female</i>	<i>Male</i>	<i>Total</i>	<i>Female</i>	<i>Male</i>	<i>Total</i>	<i>Female</i>	<i>Male</i>	
PGY - 1	0	0	0	0	0	0	0	0	0	0	0	0
PGY - 2	0	0	0	0	0	0	0	0	0	1	0	1
PGY - 3	0	0	0	0	0	0	0	0	0	0	0	0
PGY - 4	1	0	1	0	0	0	0	0	0	1	1	2
PGY - 5	0	0	0	1	1	2	0	0	0	1	1	2
PGY - 6	0	0	0	0	0	0	0	0	0	0	1	1
Grand Total	1	0	1	1	1	2	0	0	0	3	3	6

SOURCE: Ontario Postgraduate Registry, November 2017
 Ontario Physician Human Resources Data Centre
 Prepared December 2017

Note: IMG trainees may be included in Repatriation counts



Table 3.21 Repatriation Trainees in ONTARIO by Program, University and Level of Training

	McMaster							NOSM							Ottawa												
	PGY-1	PGY-2	PGY-3	PGY-4	PGY-5	PGY-6	Total	PGY-1	PGY-2	PGY-3	PGY-4	PGY-5	PGY-6	Total	PGY-1	PGY-2	PGY-3	PGY-4	PGY-5	PGY-6	Total						
Anesthesiology	0	0	0	1	0	0	1	0	0	0	0	0	0	0	0	0	0	0	0	0	0						
Psychiatry	0	0	0	0	0	1	1	0	0	0	0	0	0	0	0	0	0	0	0	0	0						
Other Specialty Total	0	0	0	1	0	1	2	0	0	0	0	0	0	0	0	0	0	0	0	0							
Geriatric Medicine	0	0	0	0	0	0	0	0	0	0	0	0	0	0	0	0	0	0	0	0	0						
Internal Medicine Total	0	0	0	0	0	0	0	0	0	0	0	0	0	0	0	0	0	0	0	0							
Pediatrics	0	1	0	0	0	0	1	0	0	0	0	0	0	0	0	0	0	0	0	0	0						
Pediatrics Total	0	1	0	0	0	0	1	0	0	0	0	0	0	0	0	0	0	0	0	0							
Grand Total	0	1	0	1	0	1	3	0	0	0	0	0	0	0	0	0	0	0	0	0							

	Queen's							Toronto							Western							All Universities						Grand Total
	PGY-1	PGY-2	PGY-3	PGY-4	PGY-5	PGY-6	Total	PGY-1	PGY-2	PGY-3	PGY-4	PGY-5	PGY-6	Total	PGY-1	PGY-2	PGY-3	PGY-4	PGY-5	PGY-6	Total	PGY-1	PGY-2	PGY-3	PGY-4	PGY-5	PGY-6	
Anesthesiology	0	0	0	0	0	0	0	0	0	0	0	0	0	0	0	0	0	0	0	0	0	0	0	0	1	0	0	1
Psychiatry	0	0	0	0	0	0	0	0	0	0	0	0	0	0	0	0	0	0	0	0	0	0	0	0	0	0	1	1
Other Specialty Total	0	0	0	0	0	0	0	0	0	0	0	0	0	0	0	0	0	0	0	0	0	0	0	1	0	1	2	
Geriatric Medicine	0	0	0	0	0	0	0	0	0	0	0	2	0	2	0	0	0	0	0	0	0	0	0	0	0	2	0	2
Internal Medicine Total	0	0	0	0	0	0	0	0	0	0	0	2	0	2	0	0	0	0	0	0	0	0	0	0	2	0	2	
Pediatrics	0	0	0	1	0	0	1	0	0	0	0	0	0	0	0	0	0	0	0	0	0	0	1	0	1	0	0	2
Pediatrics Total	0	0	0	1	0	0	1	0	0	0	0	0	0	0	0	0	0	0	0	0	1	0	1	0	0	2		
Grand Total	0	0	0	1	0	0	1	0	0	0	0	2	0	2	0	0	0	0	0	0	0	1	0	2	2	1	6	

SOURCE: Ontario Postgraduate Registry, November 2017
Ontario Physician Human Resources Data Centre
Prepared December 2017

Note: IMG trainees may be included in Repatriation counts

Back to Index 

Table 3.22 Repatriation Trainees in ONTARIO by Program, Pool and University

	<i>Pool A</i>							<i>Pool B</i>							<i>Grand</i>
	<i>McMaster</i>	<i>NOSM</i>	<i>Ottawa</i>	<i>Queen's</i>	<i>Toronto</i>	<i>Western</i>	<i>Total</i>	<i>McMaster</i>	<i>NOSM</i>	<i>Ottawa</i>	<i>Queen's</i>	<i>Toronto</i>	<i>Western</i>	<i>Total</i>	<i>Total</i>
Anesthesiology	0	0	0	0	0	0	0	1	0	0	0	0	0	1	1
Psychiatry	1	0	0	0	0	0	1	0	0	0	0	0	0	0	1
Other Specialty Total	1	0	0	0	0	0	1	1	0	0	0	0	0	1	2
Geriatric Medicine	0	0	0	0	0	0	0	0	0	0	0	2	0	2	2
Internal MedicineTotal	0	0	0	0	0	0	0	0	0	0	0	2	0	2	2
Hematology / Oncology - Pediatric	0	0	0	1	0	0	1	1	0	0	0	0	0	1	2
Pediatrics Total	0	0	0	1	0	0	1	1	0	0	0	0	0	1	2
Grand Total	1	0	0	1	0	0	2	2	0	0	0	2	0	4	6

SOURCE: Ontario Postgraduate Registry, November 2017
 Ontario Physician Human Resources Data Centre
 Prepared December 2017

Note: IMG trainees may be included in ReEntry counts

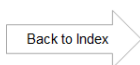


Table 3.23 Repatriation Trainees in ONTARIO by Program, University and Source of Medical Degree

	McMaster				NOSM				Ottawa			
	ONT	OTHCAN	OTHER	Total	ONT	OTHCAN	OTHER	Total	ONT	OTHCAN	OTHER	Total
Anesthesiology	0	0	1	1	0	0	0	0	0	0	0	0
Psychiatry	0	1	0	1	0	0	0	0	0	0	0	0
Other Specialty Total	0	1	1	2	0	0	0	0	0	0	0	0
Geriatric Medicine	0	0	0	0	0	0	0	0	0	0	0	0
Internal Medicine Total	0	0	0	0	0	0	0	0	0	0	0	0
Pediatrics	0	0	1	1	0	0	0	0	0	0	0	0
Pediatrics Total	0	0	1	1	0	0	0	0	0	0	0	0
Grand Total	0	1	2	3	0	0	0	0	0	0	0	0

	Queen's				Toronto				Western				All Universities			Grand Total
	ONT	OTHCAN	OTHER	Total	ONT	OTHCAN	OTHER	Total	ONT	OTHCAN	OTHER	Total	ONT	OTHCAN	OTHER	Total
Anesthesiology	0	0	0	0	0	0	0	0	0	0	0	0	0	0	1	1
Psychiatry	0	0	0	0	0	0	0	0	0	0	0	0	0	1	0	1
Other Specialty Total	0	0	0	0	0	0	0	0	0	0	0	0	0	1	1	2
Geriatric Medicine	0	0	0	0	0	0	2	2	0	0	0	0	0	0	2	2
Internal Medicine Total	0	0	0	0	0	0	2	2	0	0	0	0	0	0	2	2
Pediatrics	0	0	1	1	0	0	0	0	0	0	0	0	0	0	2	2
Pediatrics Total	0	0	1	1	0	0	0	0	0	0	0	0	0	0	2	2
Grand Total	0	0	1	1	0	0	2	2	0	0	0	0	0	1	5	6

SOURCE: Ontario Postgraduate Registry, November 2017
 Ontario Physician Human Resources Data Centre
 Prepared December 2017

Note: IMG trainees may be included in ReEntry counts



PART 3C

ONTARIO POSTGRADUATE MEDICAL TRAINEE INTERNATIONAL MEDICAL GRADUATE (IMG) STATISTICS

INTRODUCTION:

The data presented in this section detail the enrolment of IMG trainees in Ontario medical schools. Reports are produced for the November 1, 2017 point census. The full-time equivalent enrolments of these IMG trainees over the 2017 / 2018 academic year are not included in these reports. If you would like FTE information, please submit the form found on our website at <http://www.ophrdc.org/contact-us/>. The methodology used in Part 3 is the same as for Parts 1 and 2.

The **Touchstone** program provides access to professional practice in Ontario for IMGs who meet the Ontario regulatory requirements. Details of IMG competency evaluation can be found on the Touchstone Institute website <http://www.touchstoneinstitute.ca/>, formerly the Centre for the Evaluation of Health Professionals Educated Abroad (CEHPEA).

Table 3.40 International Medical Graduate Trainees in ONTARIO by Level of Training, University and Sex

Level	<i>McMaster</i>			<i>NOSM</i>			<i>Ottawa</i>					
	Female	Male	Total	Female	Male	Total	Female	Male	Total			
PGY - 1	22	11	33	4	6	10	13	25	38			
PGY - 2	27	12	39	3	5	8	16	20	36			
PGY - 3	11	10	21	4	4	8	16	13	29			
PGY - 4	17	13	30	1	3	4	14	18	32			
PGY - 5	11	15	26	0	1	1	8	14	22			
PGY - 6	4	4	8	0	0	0	0	0	0			
PGY - 7	0	0	0	0	0	0	1	0	1			
Grand Total	92	65	157	12	19	31	68	90	158			

Level	<i>Queen's</i>			<i>Toronto</i>			<i>Western</i>			<i>All Universities</i>		<i>Grand</i>
	Female	Male	Total	Female	Male	Total	Female	Male	Total	Female	Male	Total
PGY - 1	10	11	21	43	29	72	27	15	42	216	97	313
PGY - 2	12	13	25	34	45	79	17	13	30	217	108	325
PGY - 3	6	5	11	22	23	45	9	16	25	139	71	210
PGY - 4	3	9	12	20	26	46	7	8	15	139	77	216
PGY - 5	6	7	13	17	26	43	10	11	21	126	74	200
PGY - 6	0	0	0	3	5	8	2	3	5	21	12	33
PGY - 7	0	0	0	2	2	4	1	0	1	6	2	8
Grand Total	37	45	82	141	156	297	73	66	139	423	441	864

SOURCE: Ontario Postgraduate Registry, November 2017
 Ontario Physician Human Resources Data Centre
 Prepared December 2017

**Table 3.41 International Medical Graduate Trainees in ONTARIO
by Program and Level of Training**

ONTARIO	<i>PGY - 1</i>	<i>PGY - 2</i>	<i>PGY - 3</i>	<i>PGY - 4</i>	<i>PGY - 5</i>	<i>PGY - 6</i>	<i>PGY - 7</i>	<i>Grand Total</i>
Family Medicine	90	79	6	1	0	0	0	176
F.M./ Emergency Medicine	0	0	4	0	0	0	0	4
Family Medicine Total	90	79	10	1	0	0	0	180
Anesthesiology	8	8	6	6	8	1	0	37
Clinical Pharmacology & Toxicology	0	0	0	0	1	0	0	1
Critical Care Medicine	0	0	0	1	2	0	1	4
Diagnostic Radiology	4	8	7	8	4	0	0	31
Emergency Medicine	6	6	7	6	4	0	0	29
Medical Genetics	1	1	1	0	2	0	0	5
Neuroradiology	1	0	0	0	2	0	0	3
Nuclear Medicine	0	0	0	0	0	3	0	3
Physical Medicine & Rehab.	1	3	1	2	4	0	0	11
Psychiatry	16	19	15	17	15	5	0	87
Public Health & Preventive Medicine	3	1	1	1	2	0	0	8
Radiation Oncology	1	2	0	1	4	0	0	8
Other Specialty Total	41	48	38	42	48	9	1	227
Internal Medicine	34	32	38	14	0	0	0	118
Cardiology	0	0	0	2	5	6	0	13
Dermatology	1	2	0	1	1	0	0	5
Endocrinology & Metabolism	0	0	0	1	2	0	0	3
Gastroenterology	0	0	0	3	2	0	0	5
General Internal Medicine	0	0	0	3	2	0	0	5
Geriatric Medicine	0	0	0	1	3	0	0	4
Hematology	0	0	0	2	1	0	0	3
Infectious Diseases	0	0	0	0	1	0	0	1
Medical Oncology	0	0	0	1	7	0	0	8
Nephrology	0	0	0	1	3	0	0	4
Neurology	6	6	6	6	7	0	0	31
Occupational Medicine	0	0	0	0	0	1	0	1
Respirology	0	0	0	1	4	1	0	6
Rheumatology	0	0	0	4	3	0	0	7
Internal Medicine Total	41	40	44	40	41	8	0	214
Pediatrics	14	15	16	7	0	0	0	52
Adolescent Medicine	0	0	0	0	1	0	0	1
Cardiology - Pediatric	0	0	0	0	1	0	0	1
Clinical Immunology & Allergy - Pediatric	0	0	0	3	0	0	0	3
Developmental Pediatrics	0	0	0	1	1	0	0	2
Emergency Medicine - Pediatric	0	0	0	0	4	0	0	4
Endocrinology & Metabolism - Pediatric	0	0	0	1	0	0	0	1
Hematology / Oncology - Pediatric	0	0	0	2	0	1	0	3
Neonatal-Perinatal Medicine	0	0	0	2	0	0	0	2
Nephrology - Pediatric	0	0	0	1	0	0	0	1
Neurology - Pediatric	1	2	1	2	1	0	0	7
Pediatrics Total	15	17	17	19	8	1	0	77
Cardiac Surgery	4	7	3	5	3	0	0	22
General Surgery	0	0	1	2	0	0	0	3
General Surgical Oncology	0	0	0	0	0	0	2	2
Gynecologic Oncology	0	0	0	0	0	1	0	1
Gyn Reprod Endocrinology & Infertility	0	0	0	0	0	0	1	1
Maternal Fetal Medicine	0	0	0	0	0	1	1	2
Neurosurgery	1	0	0	3	1	0	0	5
Obstetrics & Gynecology	6	4	3	4	2	0	0	19
Ophthalmology	2	3	1	0	1	0	0	7
Orthopedic Surgery	5	6	6	9	5	0	0	31
Otolaryngology - Head & Neck Surgery	0	1	0	0	1	0	0	2
Plastic Surgery	0	0	0	0	1	0	0	1
Thoracic Surgery	0	0	0	0	0	0	1	1
Urology	1	2	1	1	0	0	0	5
Vascular Surgery	0	0	0	1	2	0	0	3
Surgery Total	19	23	15	25	16	2	5	105
General Pathology	2	3	1	3	1	0	0	10
Anatomical Pathology	4	5	9	5	7	0	0	30
Forensic Pathology	0	0	0	0	0	1	0	1
Hematological Pathology	2	1	2	1	0	0	0	6
Medical Biochemistry	0	0	1	0	1	0	0	2
Medical Microbiology	1	1	1	2	0	0	0	5
Neuropathology	1	0	0	0	0	0	0	1
Laboratory Medicine Total	10	10	14	11	9	1	0	55
Clinician Investigator	0	0	1	0	2	0	0	3
Palliative Medicine	0	0	0	1	2	0	0	3
Special Program Total	0	0	1	1	4	0	0	6
Grand Total	216	217	139	139	126	21	6	864

SOURCE: Ontario Postgraduate Registry, November 2017
Ontario Physician Human Resources Data Centre
Prepared December 2017



**Table 3.42 International Medical Graduate Trainees at McMaster University
by Program and Level of Training**

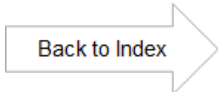
McMaster	<i>PGY - 1</i>	<i>PGY - 2</i>	<i>PGY - 3</i>	<i>PGY - 4</i>	<i>PGY - 5</i>	<i>PGY - 6</i>	Grand Total
Family Medicine	15	18	0	1	0	0	34
F.M./Emergency Medicine	0	0	1	0	0	0	1
Family Medicine Total	15	18	1	1	0	0	35
Anesthesiology	1	1	2	1	1	0	6
Diagnostic Radiology	0	1	1	1	1	0	4
Emergency Medicine	1	1	2	0	1	0	5
Pain Medicine	0	0	0	0	0	1	1
Physical Medicine & Rehab.	1	1	0	1	2	0	5
Psychiatry	1	1	1	1	3	4	11
Public Health & Preventive Medicine	1	0	0	0	0	0	1
Radiation Oncology	0	0	0	0	3	0	3
Other Specialty Total	5	5	6	4	11	5	36
Internal Medicine	4	5	4	0	0	0	13
Cardiology	0	0	0	2	1	1	4
General Internal Medicine	0	0	0	1	0	0	1
Infectious Diseases	0	0	0	0	1	0	1
Neurology	1	1	1	2	2	0	7
Respirology	0	0	0	0	1	1	2
Rheumatology	0	0	0	0	1	0	1
Internal Medicine Total	5	6	5	5	6	2	29
Pediatrics	4	5	5	2	0	0	16
Clinical Immunology & Allergy - Pediatric	0	0	0	2	0	0	2
Developmental Pediatrics	0	0	0	0	1	0	1
Hematology / Oncology - Pediatric	0	0	0	2	0	1	3
Neonatal-Perinatal Medicine	0	0	0	1	0	0	1
Neurology - Pediatric	0	1	0	1	0	0	2
Pediatrics Total	4	6	5	8	1	1	25
Cardiac Surgery	0	0	0	1	0	0	1
Neurosurgery	0	0	0	1	1	0	2
Obstetrics & Gynecology	2	0	1	1	0	0	4
Orthopedic Surgery	0	0	0	4	3	0	7
Surgery Total	2	0	1	7	4	0	14
General Pathology	2	3	1	3	1	0	10
Anatomical Pathology	0	0	0	2	2	0	4
Medical Biochemistry	0	0	1	0	1	0	2
Medical Microbiology	0	1	1	0	0	0	2
Laboratory Medicine Total	2	4	3	5	4	0	18
Grand Total	33	39	21	30	26	8	157

SOURCE: Ontario Postgraduate Registry, November 2017
Ontario Physician Human Resources Data Centre
Prepared December 2017

Table 3.43 International Medical Graduate Trainees at the Northern Ontario School of Medicine by Program and Level of Training

NOSM	<i>PGY - 1</i>	<i>PGY - 2</i>	<i>PGY - 3</i>	<i>PGY - 4</i>	<i>PGY - 5</i>	Grand Total
Family Medicine	4	3	0	0	0	7
F.M./ Emergency Medicine	0	0	1	0	0	1
Family Medicine Total	4	3	1	0	0	8
Psychiatry	1	3	0	0	1	5
Public Health & Preventive Medicine	2	1	0	1	0	4
Other Specialty Total	3	4	0	1	1	9
Internal Medicine	1	0	4	2	0	7
Internal Medicine Total	1	0	4	2	0	7
Pediatrics	1	0	2	0	0	3
Pediatrics Total	1	0	2	0	0	3
Orthopedic Surgery	1	1	1	1	0	4
Surgery Total	1	1	1	1	0	4
Grand Total	10	8	8	4	1	31

SOURCE: Ontario Postgraduate Registry, November 2017
 Ontario Physician Human Resources Data Centre
 Prepared December 2017



**Table 3.44 International Medical Graduate Trainees at the University of Ottawa
by Program and Level of Training**

Ottawa	<i>PGY - 1</i>	<i>PGY - 2</i>	<i>PGY - 3</i>	<i>PGY - 4</i>	<i>PGY - 5</i>	<i>PGY - 6</i>	<i>PGY - 7</i>	Grand Total
Family Medicine	12	7	3	0	0	0	0	22
Family Medicine Total	12	7	3	0	0	0	0	22
Anesthesiology	2	2	1	1	2	0	0	8
Critical Care Medicine	0	0	0	0	0	0	1	1
Diagnostic Radiology	3	3	3	3	1	0	0	13
Emergency Medicine	2	2	2	3	1	0	0	10
Medical Genetics	0	0	0	0	1	0	0	1
Nuclear Medicine	0	0	0	0	1	0	0	1
Physical Medicine & Rehab.	0	1	0	1	0	0	0	2
Psychiatry	3	3	2	4	2	0	0	14
Public Health & Preventive Medicine	0	0	1	0	1	0	0	2
Radiation Oncology	1	1		1	1	0	0	4
Other Specialty Total	11	12	9	13	10	0	1	56
Internal Medicine	5	6	5	2	0	0	0	18
Cardiology	0	0	0	0	1	0	0	1
Dermatology	0	1	0	0	0	0	0	1
Gastroenterology	0	0	0	1	0	0	0	1
Medical Oncology	0	0	0	0	3	0	0	3
Nephrology	0	0	0	1	1	0	0	2
Neurology	1	1	2	0	0	0	0	4
Rheumatology	0	0	0	1	0	0	0	1
Internal Medicine Total	6	8	7	5	5	0	0	31
Pediatrics	2	2	2	2	0	0	0	8
Emergency Medicine - Pediatric	0	0	0	0	1	0	0	1
Endocrinology & Metabolism - Pediatric	0	0	0	1	0	0	0	1
Neonatal-Perinatal Medicine	0	0	0	1	0	0	0	1
Neurology - Pediatric	0	0	0	1	0	0	0	1
Pediatrics Total	2	2	2	5	1	0	0	12
General Surgery	1	1	1	1	1	0	0	5
Cardiac Surgery	0	0	1	1	0	0	0	2
Neurosurgery	0	0	0	1	0	0	0	1
Obstetrics & Gynecology	2	1	0	2	1	0	0	6
Ophthalmology	1	1	0	0	0	0	0	2
Orthopedic Surgery	1	1	2	1	1	0	0	6
Otolaryngology - Head & Neck Surgery	0	1	0	0	0	0	0	1
Plastic Surgery	0	0	0	0	1	0	0	1
Urology	0	1	1	0	0	0	0	2
Vascular Surgery	0	0	0	1	1	0	0	2
Surgery Total	5	6	5	7	5	0	0	28
Anatomical Pathology	1	1	2	0	1	0	0	5
Hematological Pathology	0	0	1	1	0	0	0	2
Medical Microbiology	1	0	0	1	0	0	0	2
Laboratory Medicine Total	2	1	3	2	1	0	0	9
Grand Total	38	36	29	32	22	0	1	158

SOURCE: Ontario Postgraduate Registry, November 2017
Ontario Physician Human Resources Data Centre
Prepared December 2017

**Table 3.45 International Medical Graduate Trainees at Queen's University
by Program and Level of Training**

Queen's	<i>PGY - 1</i>	<i>PGY - 2</i>	<i>PGY - 3</i>	<i>PGY - 4</i>	<i>PGY - 5</i>	Grand Total
Family Medicine	12	10	0	0	0	22
F.M./ Emergency Medicine	0	0	1	0	0	1
Family Medicine Total	12	10	1	0	0	23
Critical Care Medicine	0	0	0	1	0	1
Diagnostic Radiology	0	1	0	2	0	3
Psychiatry	3	3	5	2	3	16
Public Health & Preventive Medicine	0	0	0	0	1	1
Radiation Oncology	0	1	0	0	0	1
Other Specialty Total	3	5	5	5	4	22
Internal Medicine	4	3	3	0	0	10
Cardiology	0	0	0	0	1	1
Gastroenterology	0	0	0	0	1	1
General Internal Medicine	0	0	0	1	1	2
Hematology	0	0	0	1	1	2
Nephrology	0	0	0	0	1	1
Neurology	0	0	0	1	1	2
Rheumatology	0	0	0	1	2	3
Internal Medicine Total	4	3	3	4	8	22
Pediatrics	1	1	0	1	0	3
Pediatrics Total	1	1	0	1	0	3
General Surgery	0	2	0	0	0	2
Obstetrics & Gynecology	0	1	0	0	0	1
Orthopedic Surgery	0	1	0	0	0	1
Surgery Total	0	4	0	0	0	4
Anatomical Pathology	1	2	2	1	1	7
Laboratory Medicine Total	1	2	2	1	1	7
Palliative Medicine	0	0	0	1	0	1
Special Programs Total	0	0	0	1	0	1
Grand Total	21	25	11	11	13	82

SOURCE: Ontario Postgraduate Registry, November 2017
Ontario Physician Human Resources Data Centre
Prepared December 2017

**Table 3.46 International Medical Graduate Trainees at the University of Toronto
by Program and Level of Training**

Toronto	<i>PGY - 1</i>	<i>PGY - 2</i>	<i>PGY - 3</i>	<i>PGY - 4</i>	<i>PGY - 5</i>	<i>PGY - 6</i>	<i>PGY - 7</i>	Grand Total
Family Medicine	25	28	0	0	0	0	0	53
Family Medicine Total	25	28	0	0	0	0	0	53
Anesthesiology	4	5	1	3	3	1	0	17
Critical Care Medicine	0	0	0	0	1	0	0	1
Diagnostic Radiology	1	3	3	2	2	0	0	11
Emergency Medicine	3	3	3	3	2	0	0	14
Medical Genetics	1	1	1	0	1	0	0	4
Physical Medicine & Rehab.	0	1	1	0	2	0	0	4
Psychiatry	4	4	3	6	3	1	0	21
Other Specialty Total	13	17	12	14	14	2	0	72
Internal Medicine	11	10	13	9	0	0	0	43
Cardiology	0	0	0	0	1	3	0	4
Dermatology	1	1	0	1	1	0	0	4
Endocrinology & Metabolism	0	0	0	0	1	0	0	1
Gastroenterology	0	0	0	1	0	0	0	1
Geriatric Medicine	0	0	0	1	3	0	0	4
Medical Oncology	0	0	0	0	1	0	0	1
Neurology	3	3	2	2	2	0	0	12
Occupational Medicine	0	0	0	0	0	1	0	0
Respirology	0	0	0	0	2	0	0	2
Rheumatology	0	0	0	2	0	0	0	2
Internal Medicine Total	15	14	15	16	11	4	0	75
Pediatrics	4	5	4	1	0	0	0	14
Adolescent Medicine	0	0	0	0	1	0	0	1
Cardiology - Pediatric	0	0	0	0	1	0	0	1
Clinical Immunology & Allergy - Pediatric	0	0	0	1	0	0	0	0
Developmental Pediatrics	0	0	0	1	0	0	0	0
Emergency Medicine - Pediatric	0	0	0	0	2	0	0	2
Nephrology - Pediatric	0	0	0	1	0	0	0	1
Neurology - Pediatric	1	1	1	0	1	0	0	4
Pediatrics Total	5	6	5	4	5	0	0	25
General Surgery	3	4	2	4	2	0	0	15
General Surgical Oncology	0	0	0	0	0	0	2	2
Gynecologic Oncology	0	0	0	0	0	1	0	1
Maternal Fetal Medicine	0	0	0	0	0	0	1	1
Neurosurgery	1	0	0	1	0	0	0	2
Obstetrics & Gynecology	2	2	2	1	0	0	0	7
Ophthalmology	1	2	1	0	1	0	0	5
Orthopedic Surgery	2	2	2	2	1	0	0	9
Otolaryngology - Head & Neck Surgery	0	0	0	0	1	0	0	1
Thoracic Surgery	0	0	0	0	0	0	1	1
Urology	1	1	0	1	0	0	0	3
Vascular Surgery	0	0	0	0	1	0	0	1
Surgery Total	10	11	7	9	6	1	4	48
Anatomical Pathology	2	2	4	2	3	0	0	13
Forensic Pathology	0	0	0	0	0	1	0	1
Hematological Pathology	2	1	1	0	0	0	0	4
Medical Microbiology	0	0	0	1	0	0	0	1
Laboratory Medicine Total	4	3	5	3	3	1	0	19
Clinician Investigator	0	0	1	0	2	0	0	3
Palliative Medicine	0	0	0	0	2	0	0	2
Special Program Total	0	0	1	0	4	0	0	5
Grand Total	72	79	45	46	43	8	4	297

SOURCE: Ontario Postgraduate Registry, November 2017
Ontario Physician Human Resources Data Centre
Prepared December 2017

**Table 3.47 International Medical Graduate Trainees at Western University
by Program and Level of Training**

Western	<i>PGY - 1</i>	<i>PGY - 2</i>	<i>PGY - 3</i>	<i>PGY - 4</i>	<i>PGY - 5</i>	<i>PGY - 6</i>	<i>PGY - 7</i>	Grand Total
Family Medicine	22	13	3	0	0	0	0	38
F.M./ Emergency Medicine	0	0	1	0	0	0	0	1
Family Medicine Total	22	13	4	0	0	0	0	39
Anesthesiology	1	0	2	1	2	0	0	6
Clinical Pharmacology & Toxicology	0	0	0	0	1	0	0	1
Critical Care Medicine	0	0	0	0	1	0	0	1
Physical Medicine & Rehab.	1	0	0	0	1	0	0	2
Pain Medicine	0	0	0	0	0	2	0	2
Psychiatry	4	5	4	4	3	0	0	20
Other Specialty Total	6	5	6	5	8	2	0	32
Internal Medicine	9	8	9	1	0	0	0	27
Cardiology	0	0	0	0	1	2	0	3
Endocrinology & Metabolism	0	0	0	1	1	0	0	2
Gastroenterology	0	0	0	1	1	0	0	2
General Internal Medicine	0	0	0	1	1	0	0	2
Hematology	0	0	0	1	0	0	0	0
Medical Oncology	0	0	0	1	3	0	0	4
Nephrology	0	0	0	0	1	0	0	1
Neurology	1	1	1	1	2	0	0	6
Respirology	0	0	0	1	1	0	0	2
Internal Medicine Total	10	9	10	8	11	2	0	50
Pediatrics	2	2	3	1	0	0	0	8
Emergency Medicine - Pediatric	0	0	0	0	1	0	0	1
Pediatrics Total	2	2	3	1	1	0	0	9
Gyn Reprod Endocrinology & Infertility	0	0	0	0	0	0	1	1
Maternal Fetal Medicine	0	0	0	0	0	1	0	1
Obstetrics & Gynecology	0	0	0	0	1	0	0	1
Orthopedic Surgery	1	1	1	1	0	0	0	4
Surgery Total	1	1	1	1	1	1	1	7
Anatomical Pathology	0	0	1	0	0	0	0	1
Neuropathology	1	0	0	0	0	0	0	1
Laboratory Medicine Total	1	0	1	0	0	0	0	2
Grand Total	42	30	25	15	21	5	1	139

SOURCE: Ontario Postgraduate Registry, November 2017
 Ontario Physician Human Resources Data Centre
 Prepared December 2017



**Table 3.48 International Medical Graduate Trainees in ONTARIO
by Program, University and Entry Stream**

	McMaster						NOSM						Ottawa					
	Advanced	Direct	PRP	ReEntry	Repat	Total	Advanced	Direct	PRP	ReEntry	Repat	Total	Advanced	Direct	PRP	ReEntry	Repat	Total
Family Medicine	0	7	27	0	0	34	0	7	0	0	0	7	0	22	0	0	0	22
F.M./ Emergency Medicine	0	0	1	0	0	1	0	1	0	0	0	1	0	0	0	0	0	0
Family Medicine Total	0	7	28	0	0	35	0	8	0	0	0	8	0	22	0	0	0	22
Anesthesiology	0	5	0	0	1	6	0	0	0	0	0	0	0	8	0	0	0	8
Clinical Pharmacology & Toxicology	0	0	0	0	0	0	0	0	0	0	0	0	0	0	0	0	0	0
Critical Care Medicine	0	0	0	0	0	0	0	0	0	0	0	0	0	1	0	0	0	1
Diagnostic Radiology	0	4	0	0	0	4	0	0	0	0	0	0	0	13	0	0	0	13
Emergency Medicine	0	5	0	0	0	5	0	0	0	0	0	0	0	10	0	0	0	10
Medical Genetics	0	0	0	0	0	0	0	0	0	0	0	0	0	1	0	0	0	1
Nuclear Medicine	0	0	0	0	0	0	0	0	0	0	0	0	0	1	0	0	0	1
Pain Medicine	0	1	0	0	0	1	0	0	0	0	0	0	0	0	0	0	0	0
Physical Medicine & Rehab.	0	5	0	0	0	5	0	0	0	0	0	0	0	2	0	0	0	2
Psychiatry	0	11	0	0	0	11	0	5	0	0	0	5	0	14	0	0	0	14
Public Health & Preventive Medicine	0	1	0	0	0	1	0	4	0	0	0	4	0	2	0	0	0	2
Radiation Oncology	0	3	0	0	0	3	0	0	0	0	0	0	0	4	0	0	0	4
Other Specialty Total	0	35	0	0	1	36	0	9	0	0	0	9	0	56	0	0	0	56
Internal Medicine	0	13	0	0	0	13	0	7	0	0	0	7	0	18	0	0	0	18
Cardiology	0	4	0	0	0	4	0	0	0	0	0	0	0	1	0	0	0	1
Dermatology	0	0	0	0	0	0	0	0	0	0	0	0	0	1	0	0	0	1
Endocrinology & Metabolism	0	0	0	0	0	0	0	0	0	0	0	0	0	0	0	0	0	0
Gastroenterology	0	0	0	0	0	0	0	0	0	0	0	0	0	1	0	0	0	1
General Internal Medicine	0	1	0	0	0	1	0	0	0	0	0	0	0	0	0	0	0	0
Geriatric Medicine	0	0	0	0	0	0	0	0	0	0	0	0	0	0	0	0	0	0
Hematology	0	0	0	0	0	0	0	0	0	0	0	0	0	0	0	0	0	0
Infectious Diseases	0	1	0	0	0	1	0	0	0	0	0	0	0	0	0	0	0	0
Medical Oncology	0	0	0	0	0	0	0	0	0	0	0	0	0	3	0	0	0	3
Nephrology	0	0	0	0	0	0	0	0	0	0	0	0	0	2	0	0	0	2
Neurology	0	7	0	0	0	7	0	0	0	0	0	0	0	4	0	0	0	4
Occupational Medicine	0	0	0	0	0	0	0	0	0	0	0	0	0	0	0	0	0	0
Respirology	0	2	0	0	0	2	0	0	0	0	0	0	0	0	0	0	0	0
Rheumatology	0	1	0	0	0	1	0	0	0	0	0	0	0	1	0	0	0	1
Internal Medicine Total	0	29	0	0	0	29	0	7	0	0	0	7	0	31	0	0	0	31
Pediatrics	0	15	0	0	1	16	0	3	0	0	0	3	0	8	0	0	0	8
Adolescent Medicine	0	0	0	0	0	0	0	0	0	0	0	0	0	0	0	0	0	0
Cardiology - Pediatric	0	0	0	0	0	0	0	0	0	0	0	0	0	0	0	0	0	0
Clinical Immunology & Allergy - Pediatric	0	2	0	0	0	2	0	0	0	0	0	0	0	0	0	0	0	0
Developmental Pediatrics	0	1	0	0	0	1	0	0	0	0	0	0	0	0	0	0	0	0
Emergency Medicine - Pediatric	0	0	0	0	0	0	0	0	0	0	0	0	0	1	0	0	0	1
Endocrinology & Metabolism - Pediatric	0	0	0	0	0	0	0	0	0	0	0	0	0	1	0	0	0	1
Hematology / Oncology - Pediatric	0	3	0	0	0	3	0	0	0	0	0	0	0	0	0	0	0	0
Neonatal-Perinatal Medicine	0	1	0	0	0	1	0	0	0	0	0	0	0	1	0	0	0	1
Nephrology - Pediatric	0	0	0	0	0	0	0	0	0	0	0	0	0	0	0	0	0	0
Neurology - Pediatric	0	2	0	0	0	2	0	0	0	0	0	0	0	1	0	0	0	1
Pediatrics Total	0	24	0	0	1	25	0	3	0	0	0	3	0	12	0	0	0	12
General Surgery	0	0	0	0	0	0	0	0	0	0	0	0	0	5	0	0	0	5
Cardiac Surgery	0	1	0	0	0	1	0	0	0	0	0	0	0	2	0	0	0	2
General Surgical Oncology	0	0	0	0	0	0	0	0	0	0	0	0	0	0	0	0	0	0
Gynecologic Oncology	0	0	0	0	0	0	0	0	0	0	0	0	0	0	0	0	0	0
Gyn Reprod Endocrinology & Infertility	0	0	0	0	0	0	0	0	0	0	0	0	0	0	0	0	0	0
Maternal Fetal Medicine	0	0	0	0	0	0	0	0	0	0	0	0	0	0	0	0	0	0
Neurosurgery	0	2	0	0	0	2	0	0	0	0	0	0	0	1	0	0	0	1
Obstetrics & Gynecology	0	4	0	0	0	4	0	0	0	0	0	0	0	6	0	0	0	6
Ophthalmology	0	0	0	0	0	0	0	0	0	0	0	0	0	2	0	0	0	2
Orthopedic Surgery	0	7	0	0	0	7	0	4	0	0	0	4	0	6	0	0	0	6
Otolaryngology - Head & Neck Surgery	0	0	0	0	0	0	0	0	0	0	0	0	0	1	0	0	0	1
Plastic Surgery	0	0	0	0	0	0	0	0	0	0	0	0	0	1	0	0	0	1
Thoracic Surgery	0	0	0	0	0	0	0	0	0	0	0	0	0	0	0	0	0	0
Urology	0	0	0	0	0	0	0	0	0	0	0	0	0	2	0	0	0	2
Vascular Surgery	0	0	0	0	0	0	0	0	0	0	0	0	0	2	0	0	0	2
Surgery Total	0	14	0	0	0	14	0	4	0	0	0	4	0	28	0	0	0	28
General Pathology	0	10	0	0	0	10	0	0	0	0	0	0	0	0	0	0	0	0
Anatomical Pathology	0	4	0	0	0	4	0	0	0	0	0	0	0	5	0	0	0	5
Forensic Pathology	0	0	0	0	0	0	0	0	0	0	0	0	0	0	0	0	0	0
Hematological Pathology	0	0	0	0	0	0	0	0	0	0	0	0	0	2	0	0	0	2
Medical Biochemistry	0	2	0	0	0	2	0	0	0	0	0	0	0	0	0	0	0	0
Medical Microbiology	0	2	0	0	0	2	0	0	0	0	0	0	0	2	0	0	0	2
Neuropathology	0	0	0	0	0	0	0	0	0	0	0	0	0	0	0	0	0	0
Laboratory Medicine Total	0	18	0	0	0	18	0	0	0	0	0	0	0	9	0	0	0	9
Clinician Investigator	0	0	0	0	0	0	0	0	0	0	0	0	0	0	0	0	0	0
Palliative Medicine	0	0	0	0	0	0	0	0	0	0	0	0	0	0	0	0	0	0
Special Program Total	0	0	0	0	0	0	0	0	0	0	0	0	0	0	0	0	0	0
Grand Total	0	127	28	0	2	157	0	31	0	0	0	31	0	158	0	0	0	158

SOURCE: Ontario Postgraduate Registry, November 2017
Ontario Physician Human Resources Data Centre
Prepared December 2017

**Table 3.48 International Medical Graduate Trainees in ONTARIO
by Program, University and Entry Stream**

	Queen's					Total	Toronto					Total	Western					Total	TOTALS					Grand Total
	Advanced	Direct	PRP	ReEntry	Repat		Advanced	Direct	PRP	ReEntry	Repat		Advanced	Direct	PRP	ReEntry	Repat		Advanced	Direct	PRP	ReEntry	Repat	
Family Medicine	0	22	0	0	0	22	0	53	0	0	0	53	0	38	0	0	0	38	0	149	27	0	0	176
F.M./ Emergency Medicine	0	1	0	0	0	1	0	0	0	0	0	0	0	1	0	0	0	1	0	3	1	0	0	4
Family Medicine Total	0	23	0	0	0	23	0	53	0	0	0	53	0	39	0	0	0	39	0	152	28	0	0	180
Anesthesiology	0	0	0	0	0	0	1	16	0	0	0	17	0	6	0	0	0	6	1	35	0	0	1	37
Clinical Pharmacology & Toxicology	0	0	0	0	0	0	0	0	0	0	0	0	0	1	0	0	0	1	0	1	0	0	0	1
Critical Care Medicine	0	1	0	0	0	1	0	1	0	0	0	1	0	1	0	0	0	1	0	4	0	0	0	4
Diagnostic Radiology	0	3	0	0	0	3	0	11	0	0	0	11	0	0	0	0	0	0	0	31	0	0	0	31
Emergency Medicine	0	0	0	0	0	0	0	14	0	0	0	14	0	0	0	0	0	0	0	29	0	0	0	29
Medical Genetics	0	0	0	0	0	0	0	4	0	0	0	4	0	0	0	0	0	0	0	5	0	0	0	5
Nuclear Medicine	0	0	0	0	0	0	0	0	0	0	0	0	0	2	0	0	0	2	0	3	0	0	0	3
Pain Medicine	0	0	0	0	0	0	0	0	0	0	0	0	0	2	0	0	0	2	0	3	0	0	0	3
Physical Medicine & Rehab.	0	0	0	0	0	0	0	4	0	0	0	4	0	0	0	0	0	0	0	11	0	0	0	11
Psychiatry	0	16	1	0	0	17	0	21	0	0	0	21	0	20	0	0	0	20	0	87	1	0	0	88
Public Health & Preventive Medicine	0	0	0	1	0	1	0	0	0	0	0	0	0	0	0	0	0	0	0	7	0	1	0	8
Radiation Oncology	0	1	0	0	0	1	0	0	0	0	0	0	0	0	0	0	0	0	0	8	0	0	0	8
Other Specialty Total	0	21	1	1	0	23	1	71	0	0	0	72	0	32	0	0	0	32	1	224	1	1	1	228
Internal Medicine	0	10	0	0	0	10	0	43	0	0	0	43	0	27	0	0	0	27	0	118	0	0	0	118
Cardiology	0	1	0	0	0	1	0	4	0	0	0	4	0	3	0	0	0	3	0	13	0	0	0	13
Dermatology	0	0	0	0	0	0	0	4	0	0	0	4	0	0	0	0	0	0	0	5	0	0	0	5
Endocrinology & Metabolism	0	0	0	0	0	0	0	1	0	0	0	1	0	2	0	0	0	2	0	3	0	0	0	3
Gastroenterology	0	1	0	0	0	1	0	1	0	0	0	1	0	2	0	0	0	2	0	5	0	0	0	5
General Internal Medicine	0	2	0	0	0	2	0	0	0	0	0	0	0	2	0	0	0	2	0	5	0	0	0	5
Geriatric Medicine	0	0	0	0	0	0	0	2	0	0	2	4	0	0	0	0	0	0	0	2	0	0	2	4
Hematology	0	2	0	0	0	2	0	0	0	0	0	0	0	1	0	0	0	1	0	3	0	0	0	3
Infectious Diseases	0	0	0	0	0	0	0	0	0	0	0	0	0	0	0	0	0	0	0	1	0	0	0	1
Medical Oncology	0	0	0	0	0	0	0	1	0	0	0	1	0	4	0	0	0	4	0	8	0	0	0	8
Nephrology	0	1	0	0	0	1	0	0	0	0	0	0	0	1	0	0	0	1	0	4	0	0	0	4
Neurology	0	2	0	0	0	2	0	12	0	0	0	12	0	6	0	0	0	6	0	31	0	0	0	31
Occupational Medicine	0	0	0	0	0	0	0	1	0	0	0	1	0	0	0	0	0	0	0	1	0	0	0	1
Respirology	0	0	0	0	0	0	0	2	0	0	0	2	0	2	0	0	0	2	0	6	0	0	0	6
Rheumatology	0	3	0	0	0	3	0	2	0	0	0	2	0	0	0	0	0	0	0	7	0	0	0	7
Internal Medicine Total	0	22	0	0	0	22	0	73	0	0	2	75	0	50	0	0	0	50	0	212	0	0	2	214
Pediatrics	0	3	0	0	0	3	0	14	0	0	0	14	0	8	0	0	0	8	0	51	0	0	1	52
Adolescent Medicine	0	0	0	0	0	0	0	1	0	0	0	1	0	0	0	0	0	0	0	1	0	0	0	1
Cardiology - Pediatric	0	0	0	0	0	0	0	1	0	0	0	1	0	0	0	0	0	0	0	1	0	0	0	1
Clinical Immunology & Allergy - Pediatric	0	0	0	0	0	0	0	1	0	0	0	1	0	0	0	0	0	0	0	3	0	0	0	3
Developmental Pediatrics	0	0	0	0	0	0	0	1	0	0	0	1	0	0	0	0	0	0	0	2	0	0	0	2
Emergency Medicine - Pediatric	0	0	0	0	0	0	0	2	0	0	0	2	0	1	0	0	0	1	0	4	0	0	0	4
Endocrinology & Metabolism - Pediatric	0	0	0	0	0	0	0	0	0	0	0	0	0	0	0	0	0	0	0	1	0	0	0	1
Hematology / Oncology - Pediatric	0	0	0	0	0	0	0	0	0	0	0	0	0	0	0	0	0	0	0	3	0	0	0	3
Neonatal-Perinatal Medicine	0	0	0	0	0	0	0	0	0	0	0	0	0	0	0	0	0	0	0	2	0	0	0	2
Nephrology - Pediatric	0	0	0	0	0	0	0	1	0	0	0	1	0	0	0	0	0	0	0	1	0	0	0	1
Neurology - Pediatric	0	0	0	0	0	0	0	4	0	0	0	4	0	0	0	0	0	0	0	7	0	0	0	7
Pediatrics Total	0	3	0	0	0	3	0	25	0	0	0	25	0	9	0	0	0	9	0	76	0	0	1	77
General Surgery	0	2	0	0	0	2	0	15	0	0	0	15	0	0	0	0	0	0	0	22	0	0	0	22
Cardiac Surgery	0	0	0	0	0	0	0	0	0	0	0	0	0	0	0	0	0	0	0	3	0	0	0	3
General Surgical Oncology	0	0	0	0	0	0	0	2	0	0	0	2	0	0	0	0	0	0	0	2	0	0	0	2
Gynecologic Oncology	0	0	0	0	0	0	0	1	0	0	0	1	0	0	0	0	0	0	0	1	0	0	0	1
Gyn Reprod Endocrinology & Infertility	0	0	0	0	0	0	0	0	0	0	0	0	0	1	0	0	0	1	0	1	0	0	0	1
Maternal Fetal Medicine	0	0	0	0	0	0	0	1	0	0	0	1	0	1	0	0	0	1	0	2	0	0	0	2
Neurosurgery	0	0	0	0	0	0	0	2	0	0	0	2	0	0	0	0	0	0	0	5	0	0	0	5
Obstetrics & Gynecology	0	1	0	0	0	1	0	7	0	0	0	7	0	1	0	0	0	1	0	19	0	0	0	19
Ophthalmology	0	0	0	0	0	0	0	5	0	0	0	5	0	0	0	0	0	0	0	7	0	0	0	7
Orthopedic Surgery	0	1	0	0	0	1	0	9	0	0	0	9	0	4	0	0	0	4	0	31	0	0	0	31
Otolaryngology - Head & Neck Surgery	0	0	0	0	0	0	0	1	0	0	0	1	0	0	0	0	0	0	0	2	0	0	0	2
Plastic Surgery	0	0	0	0	0	0	0	0	0	0	0	0	0	0	0	0	0	0	0	1	0	0	0	1
Thoracic Surgery	0	0	0	0	0	0	0	1	0	0	0	1	0	0	0	0	0	0	0	1	0	0	0	1
Urology	0	0	0	0	0	0	0	3	0	0	0	3	0	0	0	0	0	0	0	5	0	0	0	5
Vascular Surgery	0	0	0	0	0	0	0	0	0	1	0	1	0	0	0	0	0	0	0	2	0	1	0	3
Surgery Total	0	4	0	0	0	4	0	47	0	1	0	48	0	7	0	0	0	7	0	104	0	1	0	105
General Pathology	0	0	0	0	0	0	0	0	0	0	0	0	0	0	0	0	0	0	0	10	0	0	0	10
Anatomical Pathology	0	7	0	0	0	7	0	13	0	0	0	13	0	1	0	0	0	1	0	30	0	0	0	30
Forensic Pathology	0	0	0	0	0	0	0	1	0	0	0	1	0	0	0	0	0	0	0	1	0	0	0	1
Hematological Pathology	0	0	0	0	0	0	0	3	0	1	0	4	0	0	0	0	0	0	0	5	0	1	0	6
Medical Biochemistry	0	0	0	0	0	0	0	0	0	0	0	0	0	0	0	0	0	0	0	2	0	0	0	2
Medical Microbiology	0	0	0	0	0	0	0	1	0	0	0	1	0	0	0	0	0	0	0	5	0	0	0	5
Neuropathology	0	0	0	0	0	0	0	0	0	0	0	0	0	1	0	0	0	1	0	1	0	0	0	1
Laboratory Medicine Total	0	7	0	0	0	7	0	18	0	1	0	19	0	2	0	0	0	2	0	54	0	1	0	55
Clinician Investigator	0	0	0	0	0	0	0	3	0	0	0													

Table 3.49 International Medical Graduate Trainees in ONTARIO by Entry Stream, Legal Status, School and Sex

Entry Stream	Legal Status	<i>McMaster</i>			<i>NOSM</i>			<i>Ottawa</i>		
		Female	Male	Total	Female	Male	Total	Female	Male	Total
Advanced	CDN	0	0	0	0	0	0	0	0	0
	PR	0	0	0	0	0	0	0	0	0
	VISA	0	0	0	0	0	0	0	0	0
Advanced Total		0	0	0	0	0	0	0	0	0
Direct	CDN	61	49	110	7	15	22	57	70	127
	PR	9	8	17	5	4	9	11	20	31
	VISA	0	0	0	0	0	0	0	0	0
Direct Total		70	57	127	12	19	31	68	90	158
PRP	CDN	20	6	26	0	0	0	0	0	0
	PR	1	1	2	0	0	0	0	0	0
	VISA	0	0	0	0	0	0	0	0	0
PRP Total		21	7	28	0	0	0	0	0	0
ReEntry	CDN	0	0	0	0	0	0	0	0	0
	PR	0	0	0	0	0	0	0	0	0
	VISA	0	0	0	0	0	0	0	0	0
ReEntry Total		0	0	0	0	0	0	0	0	0
Repatriation	CDN	0	0	0	0	0	0	0	0	0
	PR	1	1	2	0	0	0	0	0	0
	VISA	0	0	0	0	0	0	0	0	0
Repatriation Total		1	1	2	0	0	0	0	0	0
ALL	CDN	81	55	136	7	15	22	57	70	127
	PR	11	10	21	5	4	9	11	20	31
	VISA	0	0	0	0	0	0	0	0	0
Grand Total		92	65	157	12	19	31	68	90	158

Entry Stream	Legal Status	<i>Queen's</i>			<i>Toronto</i>			<i>Western</i>			<i>Totals</i>		<i>Grand Total</i>
		Female	Male	Total	Female	Male	Total	Female	Male	Total	Female	Male	
Advanced	CDN	0	0	0	0	0	0	0	0	0	0	0	
	PR	0	0	0	0	1	1	0	0	0	0	1	
	VISA	0	0	0	0	0	0	0	0	0	0	0	
Advanced Total		0	0	0	0	1	1	0	0	0	0	1	
Direct	CDN	27	37	64	103	107	210	62	50	112	317	328	
	PR	10	7	17	37	45	82	11	16	27	83	100	
	VISA	0	0	0	0	0	0	0	0	0	0	0	
Direct Total		37	44	81	140	152	292	73	66	139	400	428	
PRP	CDN	0	0	0	0	0	0	0	0	0	20	6	
	PR	0	0	0	0	0	0	0	0	0	1	1	
	VISA	0	0	0	0	0	0	0	0	0	0	0	
PRP Total		0	0	0	0	0	0	0	0	0	21	7	
ReEntry	CDN	0	1	1	0	2	2	0	0	0	0	3	
	PR	0	0	0	0	0	0	0	0	0	0	0	
	VISA	0	0	0	0	0	0	0	0	0	0	0	
ReEntry Total		0	1	1	0	2	2	0	0	0	0	3	
Repatriation	CDN	0	0	0	1	1	2	0	0	0	1	1	
	PR	0	0	0	0	0	0	0	0	0	1	1	
	VISA	0	0	0	0	0	0	0	0	0	0	0	
Repatriation Total		0	0	0	1	1	2	0	0	0	2	2	
ALL	CDN	27	38	65	104	110	214	62	50	112	338	338	
	PR	10	7	17	37	46	83	11	16	27	85	103	
	VISA	0	0	0	0	0	0	0	0	0	0	0	
Grand Total		37	45	82	141	156	297	73	66	139	423	441	

SOURCE: Ontario Postgraduate Registry, November 2017
 Ontario Physician Human Resources Data Centre
 Prepared December 2017

