

**POSTGRADUATE  
MEDICAL TRAINEES  
IN ONTARIO**

**2018**

**OPHRDC**

**Ontario Physician Human Resources Data Centre**



**The Ontario Physician Human Resources Data Centre (OPHRDC) is a cooperative project of the Ontario Ministry of Health and Long-Term Care, the Council of Ontario Faculties of Medicine, the College of Physicians and Surgeons of Ontario, and the Ontario Medical Association, and has been in operation at McMaster University since April 1992.**

**This report has been prepared by the OPHRDC using data submitted by the six Ontario medical schools. The schools are solely responsible for verification of the data they submit. Although every effort has been made to eliminate errors and verify information, OPHRDC cannot accept responsibility for any errors that remain. Permission to reproduce extracts for any academic, scholarly or public purpose is hereby granted provided that no reconfiguration or alteration in the form or presentation of the information and data is made, and acknowledgement of OPHRDC as source is given. All other rights reserved. Except as aforesaid, no part of this publication may be copied, reproduced, transmitted, recorded or stored in a retrieval system of any nature without the written permission of OPHRDC, application for which should be addressed to:**

**OPHRDC / McMaster University**

**209-565 Sanatorium Rd.  
Hamilton, Ontario  
L9C 7N4**

©Copyright 2018, McMaster University, Neil Johnston.

All Rights Reserved



## **ACKNOWLEDGEMENTS**

We would like to express our thanks to the many people who have enabled OPHRDC to produce this report. We appreciate the help of all the postgraduate office administrators, staffs and deans at each of the six Ontario medical schools, whose cooperation has helped OPHRDC produce a valuable information resource in the Postgraduate Registry.

We extend our appreciation to Ms. Kathleen Clements whose perseverance in the initial development of this project has helped to make this report possible.

We would also like to acknowledge the Canadian Postgraduate Education Registry (CAPER), the Ontario Ministry of Health and Long-Term Care (MoHLTC) Health Planning Branch and the Council of Ontario Universities (COU) for their assistance and support.



# REPORTS ON THE COMPLEMENT OF POSTGRADUATE MEDICAL TRAINEES IN ONTARIO for 2018

## INTRODUCTION

### Introduction To Ontario Postgraduate Medical Trainee Statistics

#### Point Census Data

#### Source of Funding

Change Summary

#### Pools

Change Summary

The Pools Classification Framework

#### Training Level

Change Summary

#### Training Program

Training Program Details

## POSTGRADUATE MEDICAL TRAINEES IN ONTARIO

### PART 1 – POINT CENSUS STATISTICS, November 1, 2018

#### Introduction

#### Postgraduate Medical Trainees in Ontario

Table 1.00 by Level of Training, Pool, University and Source of Funding

Table 1.01 by Program, Pool and Level of Training

Table 1.02 Funded by the Clinical Education Budget by Program, Pool and Level of Training

Table 1.03 Not Funded by the Clinical Education Budget by Program, Pool and Level of Training

#### Postgraduate Medical Trainees at McMaster University

Table 1.10 by Program, Pool and Level of Training

Table 1.11 Funded by the Clinical Education Budget by Program, Pool and Level of Training

Table 1.12 Not Funded by the Clinical Education Budget by Program, Pool and Level of Training

#### Postgraduate Medical Trainees at the Northern Ontario School of Medicine

Table 1.20 by Program, Pool and Level of Training

Table 1.21 Funded by the Clinical Education Budget by Program, Pool and Level of Training

Table 1.22 Not Funded by the Clinical Education Budget by Program, Pool and Level of Training

### **Postgraduate Medical Trainees at the University of Ottawa**

Table 1.30 by Program, Pool and Level of Training

Table 1.31 Funded by the Clinical Education Budget by Program, Pool and Level of Training

Table 1.32 Not Funded by the Clinical Education Budget by Program, Pool and Level of Training

### **Postgraduate Medical Trainees at Queen's University**

Table 1.40 by Program, Pool and Level of Training

Table 1.41 Funded by the Clinical Education Budget by Program, Pool and Level of Training

Table 1.42 Not Funded by the Clinical Education Budget by Program, Pool and Level of Training

### **Postgraduate Medical Trainees at the University of Toronto**

Table 1.50 by Program, Pool and Level of Training

Table 1.51 Funded by the Clinical Education Budget by Program, Pool and Level of Training

Table 1.52 Not Funded by the Clinical Education Budget by Program, Pool and Level of Training

### **Postgraduate Medical Trainees at Western University**

Table 1.60 by Program, Pool and Level of Training

Table 1.61 Funded by the Clinical Education Budget by Program, Pool and Level of Training

Table 1.62 Not Funded by the Clinical Education Budget by Program, Pool and Level of Training

### **Postgraduate Medical Trainees by Program, Pool, Sex and Source of Funding**

Table 1.70 in Ontario

Table 1.71 at McMaster University

Table 1.72 at the Northern Ontario School of Medicine

Table 1.73 at the University of Ottawa

Table 1.74 at Queen's University

Table 1.75 at the University of Toronto

Table 1.76 at Western University

### **Postgraduate Medical Trainees by Program, Pool, Legal Status and Source of Funding**

Table 1.80 in Ontario

Table 1.81 at McMaster University

Table 1.82 at the Northern Ontario School of Medicine

Table 1.83 at the University of Ottawa

Table 1.84 at Queen's University

Table 1.85 at the University of Toronto

Table 1.86 at Western University



## **Postgraduate Medical Trainees by Program, Pool, Source of Medical Degree and Source of Funding**

Table 1.90	in Ontario
Table 1.91	at McMaster University
Table 1.92	at Northern Ontario School of Medicine
Table 1.93	at the University of Ottawa
Table 1.94	at Queen's University
Table 1.95	at the University of Toronto
Table 1.96	at Western University

## **PART 2 – FULL-TIME EQUIVALENT (FTE) STATISTICS**

**Please note that as of 2017, the Full-Time Equivalent (FTE) Statistics will no longer be included as part of this report. If you would like FTE information, please request this by completing the data request form on our website at <http://www.ophrdc.org/contact-us/>**

## **PART 3 – REENTRY, REPATRIATION AND INTERNATIONAL MEDICAL GRADUATE (IMG) TRAINEES IN ONTARIO**

### **3A – REENTRY TRAINEE STATISTICS – INTRODUCTION**

**POINT CENSUS, November 1, 2018**

Table 3.00	by Level of Training, University and Sex
Table 3.01	by Program, University and Level of Training
Table 3.02	by Program, Pool and University
Table 3.03	by Program, University and Source of Medical Degree

### **3B - REPATRIATION TRAINEE STATISTICS – INTRODUCTION**

#### **POINT CENSUS, November 1, 2018 Repatriation Trainees in Ontario**

Table 3.20 by Level of Training, University and Sex

Table 3.21 by Program, University and Level of Training

Table 3.22 by Program, Pool and University

Table 3.23 by Program, University and Source of Medical Degree

### **3C – INTERNATIONAL MEDICAL GRADUATE TRAINEE STATISTICS –INTRODUCTION**

#### **POINT CENSUS, November 1, 2018**

#### **IMG Trainees in Postgraduate Medical Education in Ontario**

Table 3.40 by Level of Training, University and Sex

#### **IMG Trainees in Postgraduate Medical Education by Program and Level of Training**

Table 3.41 in Ontario

Table 3.42 at McMaster University

Table 3.43 at the Northern Ontario School of Medicine

Table 3.44 at the University of Ottawa

Table 3.45 at Queen’s University

Table 3.46 at the University of Toronto

Table 3.47 at Western University

#### **IMG Trainees in Postgraduate Medical Education in Ontario**

Table 3.48 by Program, University and Entry Stream

Table 3.49 by Entry Stream, Legal Status, University and Sex

## INTRODUCTION TO ONTARIO POSTGRADUATE MEDICAL TRAINEE STATISTICS

OPHRDC has managed the central registry of postgraduate medical trainee data since August 3, 1993. Reports, including those in this Postgraduate Medical Trainees in Ontario report, are prepared from a point census taken annually on November 1. The OPHRDC also submits data from this census to the Canadian Postgraduate Education Registry (CAPER) on behalf of the Ontario schools.

Data transfer occurs via the Internet, from the postgraduate education offices of the six Ontario medical schools to OPHRDC's secure web portal.

The six Ontario medical schools are:

McMaster University

Northern Ontario School of Medicine

University of Ottawa

Queen's University

University of Toronto

Western University

**This is a public report made available on the OPHRDC website.**

**OPHRDC will omit from any public reports counts which may reveal personally identifiable information. When this occurs, the public report will not contain exactly the same counts provided to OPHRDC partners authorized by data agreements. In most cases where OPHRDC has elected to remove data the numbers concerned will be small.**

### POINT CENSUS VS. FULL-TIME EQUIVALENT DATA

All tables in this report were compiled using the November 1, 2018 point census data, and include only those trainees physically present in a training program on November 1, 2018. Trainees on any kind of leave (e.g. maternity or parental leave, sick leave, leave of absence, etc.) on November 1, 2018 are excluded from the count.

As of 2017, the full-time equivalent data will not be included as part of this report. If you would like to receive this data, please complete the data request form found on our website at <http://www.ophrdc.org/contact-us/>.

Part 3 includes point census data for the complement of ReEntry, Repatriation and International Medical Graduate (IMG) trainees.



## SOURCE OF FUNDING

Many of the reports categorize trainees by general funding source (CEB or non-CEB) or by pool (A-E). CEB refers to those trainees funded through the Clinical Education Budget of the MoHLTC.

### Change Summary

The following chart summarizes the net change in enrolment counts between the **2017** and **2018** reports, based on funding source:

#### Changes by School and Source of Funding

University	Point Census (2018 minus 2017)		
	CEB Funded	Non-CEB Funded	Total
McMaster	+12	+ 18	<b>+ 30</b>
NOSM	+22	- 2	<b>+ 2</b>
Ottawa	+ 7	+ 26	<b>+ 33</b>
Queen's	- 2	+ 3	<b>+ 1</b>
Toronto	- 22	+ 25	<b>+ 3</b>
Western	- 3	+ 14	<b>+ 11</b>
<b>Grand Total</b>	<b>+ 14</b>	<b>+ 84</b>	<b>+ 98</b>

## POOLS

The pools framework has been cooperatively designed by the MoHLTC and COU based on various criteria including legal status and source of funding, in order to describe the “normal” routes of entry for residents and fellows into postgraduate training, and the output of physicians into practice in Ontario. In very general terms, the five categories in the Pools Framework can be summarized as:

RESIDENTS			FELLOWS	
Pool A	CMG	Canadian PG resident output	Pool D	Post-certification training for Pool A+B
Pool B	IMG (Canadian)	Canadian PG resident output		
Pool C	IMG (Visa)		Pool E	Post-certification training for Pool C and other non-Canadian MDs

SOURCE: The Pools Framework published December 20, 2013

Additional details can be found in the Pools Classification Framework on the facing page, or further information is available from OPHRDC upon request.

## Change Summary

The following chart summarizes the net change in enrolment counts between the **2017** and **2018** reports, based on pools:

### Changes by Pool

Pool	Point Census (2018 minus 2017)
A	+ 16
B	+ 6
C	+ 37
D	+ 31
E	+ 8
<b>Total</b>	<b>+ 98</b>

## THE POOLS CLASSIFICATION FRAMEWORK

### POOL Classifications for Residents

<b>A</b>	Source M.D.	Medical schools accredited by the LCME (includes all Canadian and many U.S. medical schools)
	Legal Status	Canadian Citizen, Permanent Resident/Landed Immigrant
	Funding Group	1, 2 (only PGY2 or higher), 3 (usually PGY2 or higher – PGY1 acceptable for MOTP or other province/territory) or 4 (only PGY2 or higher)
	Training Level	PGY or Resident
<b>B</b>	Source M.D.	<b>not</b> LCME accredited
	Legal Status	Canadian Citizen or Permanent Resident/Landed Immigrant
	Funding Group	1, 2 (only PGY2 or higher), 3 (usually PGY2 or higher – PGY1 acceptable for MOTP or other province/territory) or 4 (only PGY2 or higher)
	Training Level	PGY or Resident
<b>C</b>	Source M.D.	<b>not</b> LCME accredited
	Legal Status	Employment Visa
	Funding Group	4
	Training Level	PGY or Resident

### POOL Classifications for Fellows

<b>D</b>	Source M.D.	LCME and non LCME
	Legal Status	Canadian Citizen or Permanent Resident/Landed Immigrant (also Employment Visa if U.S. Citizen)
	Funding Group	<b>not 1</b>
	Training Level	Fellow
<b>E</b>	Source M.D.	LCME and non LCME
	Legal Status	Employment Visa
	Funding Group	<b>not 1</b>
	Training Level	Fellow

Following an extensive review of funding sources assigned to individual trainees, it was possible to assign each of these to one of the five defined funding groups as follows:

<b>Group 1</b>	Clinical Education Budget/Ontario Ministry of Health funding
<b>Group 2</b>	Other (non-CEB) Ontario Government Funding
<b>Group 3</b>	Provincial/National Government/Agency Sponsorship, Institutions and Charitable Organizations
<b>Group 4</b>	Foreign Funding Source
<b>Group 5</b>	Fellowship Funding; including Private/Corporate Sponsorship and Clinical Earnings

## TRAINING LEVEL

Trainees in this report fall into one of two categories: PGY or Fellow. Referred to as residents elsewhere in Canada, Ontario adopted 'Postgraduate Year' (PGY) terminology beginning in 1993. This terminology is used throughout the report. Fellows are listed as such where applicable.

### Change Summary

The following chart summarizes the net change in enrolment counts between the **2016** and **2017** reports, based on training level. Please note that no comparison for Full-Time Equivalent is given due to FTE no longer included in these reports:

#### Changes by Training Group

Training Level	Point Census (2018 minus 2017)
PGY-1 only	+ 62
All Residents	+ 59
Fellowships	+ 39
<b>Total</b>	<b>+ 98</b>

## TRAINING PROGRAM

The programs listed in the main tables of this report are those accredited by the Royal College of Physicians and Surgeons of Canada (RCPSC) and the College of Family Physicians of Canada (CFPC). All pediatric subspecialties, and programs of accreditation without certification offered in Ontario are considered to be program subcategories. They are grouped under and included with the numbers attributed to the accredited programs.

These program subcategories are detailed in the following Details of Program Inclusions tables.



## PMTIO 2018 Details of Program Inclusions

Program Listed in PMTIO 2018	Program subcategories Not detailed in PMTIO 2018	Trainee count on November 1, 2018
FAMILY MEDICINE	Family Medicine	468
	F.M./ Anesthesiology	14
	F.M./ Belleville-Quinte	13
	F.M./ Bowmanville-Oshawa Lakeridge	15
	F.M./ Brampton	22
	F.M./ ChathamKent	7
	F.M./ Collingwood	6
	F.M./ Developmental Disabilities	2
	F.M./ Grand Erie Six Nations	10
	F.M./ Grimsby	5
	F.M./ Halton	16
	F.M./ Hamilton	88
	F.M./ HIV Network	3
	F.M./ Kingston-1000 Islands	103
	F.M./ Kitchener-Waterloo	35
	F.M./ London	78
	F.M./ London- Regional	36
	F.M./ Mount Forest	5
	F.M./ Niagara	13
	F.M./ Palliative Medicine	3
	F.M./ Peterborough-Kawartha	12
	F.M./ Public Health & Preventive Med	6
	F.M./ Sports Medicine	1
	F.M./ Stratford	1
	F.M./ Windsor	23
	F.M./ Womens Health	1
	F.M./ Care of the Elderly	6
	F.M./ Enhanced Skills	13
	F.M./ Enhanced- Addiction Med	3
	F.M./ Enhanced- Child Health	1
	F.M./ Enhanced- Breast Diseases	1
	F.M./ Enhanced- Chronic Care	1
	F.M./ Enhanced- Developmental Disabilities	1
	F.M./ Enhanced- Env Health	1
	F.M./ Enhanced- Global Health	1
	F.M./ Enhanced- Hospital Medicine	5
	F.M./ Enhanced- Hospitalist- Windsor	1
	F.M./ Enhanced- LGBT	1
	F.M./ Enhanced- Maternity	1
	F.M./ Enhanced- Obstetrics	6
	F.M./ Enhanced- Palliative Care	7
	F.M./ Enhanced- Self Directed	4
	F.M./ Enhanced- Self Directed Adolescent Med	1
	F.M./ Enhanced Skills- SEME	10
	F.M./ Enhanced- Sports Med	6
	F.M./ Enhanced- Womens Health	4
	F.M./ Fergus	5
	F.M./ First Nations- Remote	3
F.M./ North	5	
F.M./ North- North Bay	9	
F.M./ North- Sault Ste. Marie	9	
F.M./ North- Sudbury	17	
F.M./ North- Thunder Bay	16	
F.M./ North- Timmins	9	
F.M./ Rural	17	
F.M./ Rural- Advanced Skills	3	
F.M./ Rural- Goderich	2	
F.M./ Rural- Hanover	7	
F.M./ Owen Sound	4	
F.M./ Rural- Petrolia	4	
F.M./ Simcoe	1	
F.M./ Rural- North	18	
F.M./ EMERGENCY MEDICINE	F.M./ Emergency Medicine	34
	F.M./ Emergency Medicine- Niagara	1
	F.M./ Emergency Medicine- Sudbury	3
	F.M./ Emergency Medicine- Thunder Bay	3
	F.M./ Emergency Medicine- Waterloo	2
F.M./ Emergency Medicine- Windsor, Community Fnd	1	
ANESTHESIOLOGY	Anesthesiology	385
	Anesthesiology/ North	9

**PMTIO 2018 Details of Program Inclusions**

<b>Program Listed in PMTIO 2018</b>	<b>Program subcategories Not listed in PMTIO 2018</b>	<b>Trainee count on November 1, 2018</b>	
CLINICAL PHARMACOLOGY & TOXICOLOGY CRITICAL CARE MEDICINE	Clinical Pharmacology & Toxicology	6	
	Critical Care Medicine	39	
	C.C.M./ Anesthesiology	1	
	C.C.M./ Emergency Medicine	1	
	C.C.M./ Internal Medicine	62	
PSYCHIATRY	Psychiatry	392	
	Psychiatry/ North	4	
	Psychiatry/ North Bay	3	
	Psychiatry/ Sudbury	1	
	Psychiatry/ Thunder Bay	4	
	Psychiatry/ Sault Ste Marie	1	
	Psychiatry/ Waterloo	11	
	Psychiatry/ Windsor	5	
	PSYCHIATRY - ADOLESCENT & CHILD	Psychiatry- Adolescent & Child	24
	PSYCHIATRY - FORENSIC	Psychiatry- Forensic	5
PSYCHIATRY - GERIATRIC	Psychiatry- Geriatric	10	
PUBLIC HEALTH & PREVENTIVE MEDICINE	Public Health & Preventive Medicine	32	
	Public Health & Preventive Medicine/ North	8	
	Public Health & Preventive Medicine- Incl FM	2	
INTERNAL MEDICINE	Internal Medicine	520	
	Internal Medicine- Core	94	
	I.M./ North- Sudbury	11	
	I.M./ North- Thunder Bay	10	
	I.M./ Waterloo	10	
RESPIROLOGY	Respirology	66	
	Resuscitation Medicine	1	
PEDIATRICS	Pediatrics	256	
	Pediatrics/ North	1	
	Pediatrics/ North- Sault Ste Marie	1	
	Pediatrics/ North- Sudbury	2	
	Pediatrics/ Waterloo	6	
	Pediatrics/ East	5	
GENERAL SURGERY	General Surgery	209	
	General Surgery/ North	8	
	General Surgery/ Niagara	4	
ORTHOPEDIC SURGERY	Orthopedic Surgery	260	
	Orthopedic Surgery/ North- Thunder Bay	8	
AREAS OF FOCUSED COMPETENCE	A.F.C./ Adult Cardiac Electrophysiology	11	
	A.F.C./ Adult Echocardiography	5	
	A.F.C./ Interventional Cardiology	2	
	A.F.C./ Adult Interventional Cardiology	8	
	A.F.C./ Cytopathology	1	
	A.F.C./ Solid Organ Transplantation	2	
	A.F.C./ Radiation Oncology	3	
	A.F.C./ Transfusion Medicine	1	
CLINICIAN INVESTIGATOR	Clinician Investigator	5	
	C.I.P./ Anesthesiology	1	
	C.I.P./ Cardiac Surgery	2	
	C.I.P./ Cardiology	4	
	C.I.P./ Clinical Pharmacology & Toxicology	2	
	C.I.P./ Critical Care- Int Med	1	
	C.I.P./ Developmental Pediatrics	1	
	C.I.P./ Diagnostic Radiology	1	
	C.I.P./ Endocrinology & Metabolism	2	
	C.I.P./ Endocrinology & Metabolism- Ped	1	
	C.I.P./ Gastroenterology	1	
	C.I.P./ General Internal Medicine	1	
	C.I.P./ General Surgery	23	
	C.I.P./ Geriatric Medicine	3	
	C.I.P./ Hematology	2	
	C.I.P./ Hematol-Oncol- Ped	2	
	C.I.P./ Infectious Diseases	2	
	C.I.P./ Internal Medicine	3	
	C.I.P./ Adult Nephrology	1	
	C.I.P./ Nephrology	2	
	C.I.P./ Adult Neurology	1	
	C.I.P./ Neurology	1	
	C.I.P./ Neurology - Pediatric	1	
	C.I.P./ Neurosurgery	11	
	C.I.P./ Obstetrics & Gynecology	2	
	C.I.P./ Ophthalmology	1	
	C.I.P./ Orthopedic Surgery	5	
	C.I.P./ Otolaryngology- Head & Neck Surgery	1	
	C.I.P./ Pediatrics	2	
	C.I.P./ Physical Med & Rehabilitation	1	
	C.I.P./ Plastic Surgery	5	
	C.I.P./ Psychiatry	7	
C.I.P./ Radiation Oncology	2		
C.I.P./ Rheumatology	4		
C.I.P./ Urology	5		
C.I.P./ Vascular Surgery	4		

# **PART 1**

## **Reports on the Complement of Postgraduate Medical Trainees in Ontario**

**POINT CENSUS  
November 1, 2018**



## **PART 1**

### **INTRODUCTION TO ONTARIO POSTGRADUATE MEDICAL TRAINEE POINT CENSUS STATISTICS**

The data presented in this section details the postgraduate medical trainee complement in Ontario as of the annual census date of November 1.

Only those trainees physically present in a training program on November 1 are counted. Trainees on any kind of leave (e.g. maternity or parental leave, sick leave, leave of absence, etc.) on November 1 are excluded from the count.









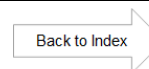


**Table 1.02 Postgraduate Medical Trainees in ONTARIO by Program, Pool and Level of Training - Funded by CEB**

ONTARIO	POOL A									TOTAL
	PGY-1	PGY-2	PGY-3	PGY-4	PGY-5	PGY-6	PGY-7	PGY-8	PGY-9	
	Family Medicine	468	419	76	0	0	0	0	0	
F.M./ Emergency Medicine	0	0	39	0	0	0	0	0	0	39
<b>Family Medicine Total</b>	<b>468</b>	<b>419</b>	<b>115</b>	<b>0</b>	<b>0</b>	<b>0</b>	<b>0</b>	<b>0</b>	<b>0</b>	<b>1002</b>
Anesthesiology	40	38	39	44	31	1	0	0	0	193
Clinical Pharmacology & Toxicology	0	0	0	0	0	2	0	0	0	2
Critical Care Medicine	0	0	1	8	10	9	4	2	0	34
Diagnostic Radiology	25	23	23	26	21	0	0	0	0	118
Emergency Medicine	30	28	29	29	26	0	0	0	0	142
Medical Genetics	2	2	1	2	2	0	0	0	0	9
Neuroradiology	0	0	0	0	0	3	1	0	0	4
Nuclear Medicine	0	0	1	0	0	2	0	0	0	3
Pain Medicine	0	0	0	0	0	1	0	0	0	1
Physical Medicine & Rehab.	11	10	8	11	8	0	0	0	0	48
Psychiatry	65	56	63	57	46	0	0	0	0	287
Psychiatry - Child & Adolescent	0	0	0	0	7	6	0	0	0	13
Psychiatry - Forensic	0	0	0	0	0	2	0	0	0	2
Psychiatry - Geriatric	0	0	0	0	2	3	0	0	0	5
Public Health & Preventive Medicine	6	9	6	7	6	0	0	0	0	34
Radiation Oncology	12	10	10	7	9	0	0	0	0	48
<b>Other Specialty Total</b>	<b>191</b>	<b>176</b>	<b>181</b>	<b>191</b>	<b>168</b>	<b>29</b>	<b>5</b>	<b>2</b>	<b>0</b>	<b>943</b>
Internal Medicine	155	146	147	20	0	0	0	0	0	468
Cardiology	0	0	0	13	16	14	0	0	0	43
Clinical Immunology & Allergy	0	0	0	6	5	0	0	0	0	11
Dermatology	7	8	8	9	11	0	0	0	0	43
Endocrinology & Metabolism	0	0	0	11	7	0	0	0	0	18
Gastroenterology	0	0	0	8	10	0	0	0	0	18
General Internal Medicine	0	0	0	19	20	0	0	0	0	39
Geriatric Medicine	0	0	0	5	11	0	0	0	0	16
Hematology	0	0	0	13	11	0	0	0	0	24
Infectious Diseases	0	0	0	7	4	0	0	0	0	11
Medical Oncology	0	0	0	9	9	0	0	0	0	18
Nephrology	0	0	0	10	9	0	0	0	0	19
Neurology	15	14	13	14	13	0	0	0	0	69
Occupational Medicine	0	0	0	1	0	0	0	0	0	1
Respirology	0	0	0	11	12	0	0	0	0	23
Rheumatology	0	0	0	11	8	0	0	0	0	19
<b>Internal Medicine Total</b>	<b>177</b>	<b>168</b>	<b>168</b>	<b>167</b>	<b>146</b>	<b>14</b>	<b>0</b>	<b>0</b>	<b>0</b>	<b>840</b>
Pediatrics	50	50	50	21	0	0	0	0	0	171
Adolescent Medicine	0	0	0	2	2	0	0	0	0	4
Cardiology - Pediatric	0	0	0	1	0	0	0	0	0	1
Clinical Immunology & Allergy - Pediatric	0	0	0	4	1	0	0	0	0	5
Critical Care Medicine - Pediatric	0	0	0	2	2	1	0	0	0	5
Developmental Pediatrics	0	0	0	2	0	0	0	0	0	2
Emergency Medicine - Pediatric	0	0	0	6	3	1	0	0	0	10
Endocrinology & Metabolism - Pediatric	0	0	0	3	2	0	0	0	0	5
Gastroenterology - Pediatric	0	0	0	1	0	0	0	0	0	1
Hematology / Oncology - Pediatric	0	0	0	3	1	2	0	0	0	6
Infectious Diseases - Pediatric	0	0	0	2	2	0	0	0	0	4
Neonatal-Perinatal Medicine	0	0	0	2	0	0	0	0	0	2
Nephrology - Pediatric	0	0	0	2	1	0	0	0	0	3
Neurology - Pediatric	3	4	1	4	3	0	0	0	0	15
Radiology - Pediatric	0	0	0	0	0	0	0	0	0	0
Respirology - Pediatric	0	0	0	1	1	0	0	0	0	2
Rheumatology - Pediatric	0	0	0	3	2	0	0	0	0	5
<b>Pediatrics Total</b>	<b>53</b>	<b>54</b>	<b>51</b>	<b>59</b>	<b>20</b>	<b>4</b>	<b>0</b>	<b>0</b>	<b>0</b>	<b>241</b>
General Surgery	34	31	29	26	30	1	2	0	0	153
Cardiac Surgery	2	3	3	1	3	3	0	0	0	15
Colorectal Surgery	0	0	0	0	0	3	3	0	0	6
General Surgical Oncology	0	0	0	0	0	3	4	0	0	7
Gynecologic Oncology	0	0	0	0	0	2	1	0	0	3
Gyn Reprod Endocrinology & Infertility	0	0	0	0	0	5	4	0	0	9
Maternal Fetal Medicine	0	0	0	0	0	5	5	0	0	10
Neurosurgery	9	6	6	5	6	6	1	0	1	40
Obstetrics & Gynecology	31	28	32	29	36	1	0	0	0	157
Ophthalmology	10	11	13	13	15	0	0	0	0	62
Orthopedic Surgery	22	22	21	17	19	1	0	0	0	102
Otolaryngology - Head & Neck Surgery	11	11	10	12	12	0	0	0	0	56
Pediatric General Surgery	0	0	0	0	0	1	3	0	0	4
Plastic Surgery	9	11	10	11	11	0	0	0	0	52
Thoracic Surgery	0	0	0	0	0	6	5	0	0	11
Urology	12	14	13	13	13	0	0	0	0	65
Vascular Surgery	5	4	7	6	4	0	1	0	0	27
<b>Surgery Total</b>	<b>145</b>	<b>141</b>	<b>144</b>	<b>133</b>	<b>149</b>	<b>37</b>	<b>29</b>	<b>0</b>	<b>1</b>	<b>779</b>
General Pathology	0	1	0	0	0	0	0	0	0	1
Anatomical Pathology	12	10	6	11	5	0	0	0	0	44
Forensic Pathology	0	0	0	0	0	1	0	0	0	1
Hematological Pathology	0	0	0	0	0	0	0	0	0	0
Medical Biochemistry	0	1	0	0	0	0	0	0	0	1
Medical Microbiology	1	0	1	1	0	0	0	0	0	3
Neuropathology	1	1	0	1	1	0	0	0	0	4
<b>Laboratory Medicine Total</b>	<b>14</b>	<b>13</b>	<b>7</b>	<b>13</b>	<b>6</b>	<b>1</b>	<b>0</b>	<b>0</b>	<b>0</b>	<b>54</b>
Clinician Investigator	0	2	10	16	11	2	1	1	0	43
Palliative Medicine	0	0	3	3	0	0	0	0	0	6
<b>Special Program Total</b>	<b>0</b>	<b>2</b>	<b>13</b>	<b>19</b>	<b>11</b>	<b>2</b>	<b>1</b>	<b>1</b>	<b>0</b>	<b>49</b>
<b>Grand Total</b>	<b>1048</b>	<b>973</b>	<b>679</b>	<b>582</b>	<b>500</b>	<b>87</b>	<b>35</b>	<b>3</b>	<b>1</b>	<b>3908</b>

SOURCE: Ontario Postgraduate Registry, November 2018  
 Ontario Physician Human Resources Data Centre  
 Prepared December 2018

Note: Re-entry, Repatriation and International Medical Graduate (IMG) trainees are included in these tables - see Part 3 for details



**Table 1.02 Postgraduate Medical Trainees in ONTARIO by Program, Pool and Level of Training - Funded by CEB**

ONTARIO	POOL B							TOTALS				
	PGY-1	PGY-2	PGY-3	PGY-4	PGY-5	PGY-6	PGY-7	TOTAL	PGY-1 only	All PGYs	All Fellows	GRAND TOTAL
	Family Medicine	83	89	11	0	1	0	0	184	551	1147	0
F.M./ Emergency Medicine	0	0	3	0	0	0	0	3	0	42	0	42
<b>Family Medicine Total</b>	<b>83</b>	<b>89</b>	<b>14</b>	<b>0</b>	<b>1</b>	<b>0</b>	<b>0</b>	<b>187</b>	<b>551</b>	<b>1189</b>	<b>0</b>	<b>1189</b>
Anesthesiology	9	5	10	8	6	0	1	39	49	232	0	232
Clinical Pharmacology & Toxicology	0	0	0	0	0	1	0	1	0	3	0	3
Critical Care Medicine	0	0	0	0	2	0	0	2	0	36	0	36
Diagnostic Radiology	5	4	10	6	8	0	0	33	30	151	0	151
Emergency Medicine	6	6	6	8	5	0	0	31	36	173	0	173
Medical Genetics	1	1	1	1	1	0	0	5	3	14	0	14
Neuroradiology	0	0	0	0	0	0	0	0	0	4	0	4
Nuclear Medicine	1	1	0	0	0	0	0	2	1	5	0	5
Pain Medicine	0	0	0	0	0	1	2	3	0	4	0	4
Physical Medicine & Rehab.	1	1	4	1	2	0	0	9	12	57	0	57
Psychiatry	18	15	17	13	15	0	0	78	83	365	0	365
	0	0	0	0	1	5	0	6	0	19	0	19
	0	0	0	0	0	1	0	1	0	3	0	3
	0	0	0	0	1	1	0	2	0	7	0	7
Public Health & Preventive Medicine	2	3	0	1	1	0	0	7	8	41	0	41
Radiation Oncology	0	1	2	1	0	0	0	4	12	52	0	52
<b>Other Specialty Total</b>	<b>43</b>	<b>37</b>	<b>50</b>	<b>39</b>	<b>42</b>	<b>9</b>	<b>3</b>	<b>223</b>	<b>234</b>	<b>1166</b>	<b>0</b>	<b>1166</b>
Internal Medicine	35	31	34	10	0	0	0	110	190	578	0	578
Cardiology	0	0	0	6	2	6	0	14	0	57	0	57
Clinical Immunology & Allergy	0	0	0	0	1	0	0	1	0	12	0	12
Dermatology	1	1	1	1	1	0	0	5	8	48	0	48
Endocrinology & Metabolism	0	0	0	0	2	0	0	2	0	20	0	20
Gastroenterology	0	0	0	6	3	0	0	9	0	27	0	27
General Internal Medicine	0	0	0	2	4	0	0	6	0	45	0	45
Geriatric Medicine	0	0	0	2	5	0	0	7	0	23	0	23
Hematology	0	0	0	2	2	0	0	4	0	28	0	28
Infectious Diseases	0	0	0	0	0	0	0	0	0	11	0	11
Medical Oncology	0	0	0	3	3	0	0	6	0	24	0	24
Nephrology	0	0	0	3	0	0	0	3	0	22	0	22
Neurology	6	7	5	7	6	0	0	31	21	100	0	100
Occupational Medicine	0	0	0	0	0	0	1	1	0	2	0	2
Respirology	0	0	0	2	1	0	0	3	0	26	0	26
Rheumatology	0	0	0	3	5	0	0	8	0	27	0	27
<b>Internal Medicine Total</b>	<b>42</b>	<b>39</b>	<b>40</b>	<b>47</b>	<b>35</b>	<b>6</b>	<b>1</b>	<b>210</b>	<b>219</b>	<b>1050</b>	<b>0</b>	<b>1050</b>
Pediatrics	13	14	16	11	0	0	0	54	63	225	0	225
Adolescent Medicine	0	0	0	0	0	0	0	0	0	4	0	4
Cardiology - Pediatric	0	0	0	1	0	1	0	2	0	3	0	3
Clinical Immunology & Allergy - Pediatric	0	0	0	1	3	0	0	4	0	9	0	9
Critical Care Medicine - Pediatric	0	0	0	3	2	0	0	5	0	10	0	10
Developmental Pediatrics	0	0	0	0	1	0	0	1	0	3	0	3
Emergency Medicine - Pediatric	0	0	0	1	3	0	0	4	0	14	0	14
Endocrinology & Metabolism - Pediatric	0	0	0	0	1	0	0	1	0	6	0	6
Gastroenterology - Pediatric	0	0	0	0	0	1	0	1	0	2	0	2
Hematology / Oncology - Pediatric	0	0	0	1	2	0	0	3	0	9	0	9
Infectious Diseases - Pediatric	0	0	0	0	0	0	0	0	0	4	0	4
Neonatal-Perinatal Medicine	0	0	0	1	2	0	0	3	0	5	0	5
Nephrology - Pediatric	0	0	0	0	1	0	0	1	0	4	0	4
Neurology - Pediatric	1	1	2	2	1	0	0	7	4	22	0	22
Radiology - Pediatric	0	0	0	0	0	2	0	2	0	2	0	2
Respirology - Pediatric	0	0	0	0	1	0	0	1	0	3	0	3
Rheumatology - Pediatric	0	0	0	0	0	0	0	0	0	5	0	5
<b>Pediatrics Total</b>	<b>14</b>	<b>15</b>	<b>18</b>	<b>21</b>	<b>17</b>	<b>4</b>	<b>0</b>	<b>89</b>	<b>67</b>	<b>330</b>	<b>0</b>	<b>330</b>
General Surgery	3	4	7	3	5	0	0	22	37	175	0	175
Cardiac Surgery	0	0	0	0	3	0	0	3	2	18	0	18
Colorectal Surgery	0	0	0	0	0	0	0	0	0	6	0	6
General Surgical Oncology	0	0	0	0	0	0	0	0	0	7	0	7
Gynecologic Oncology	0	0	0	0	0	1	1	2	0	5	0	5
Gyn Reprod Endocrinology & Infertility	0	0	0	0	0	0	0	0	0	9	0	9
Maternal Fetal Medicine	0	0	0	0	0	0	1	1	0	11	0	11
Neurosurgery	2	1	0	0	2	1	0	6	11	46	0	46
Obstetrics & Gynecology	5	7	4	3	4	0	0	23	36	180	0	180
Ophthalmology	2	4	1	1	1	0	0	9	12	71	0	71
Orthopedic Surgery	5	5	5	8	8	0	0	31	27	133	0	133
Otolaryngology - Head & Neck Surgery	1	0	1	0	0	0	0	2	12	58	0	58
Pediatric General Surgery	0	0	0	0	0	0	0	0	0	4	0	4
Plastic Surgery	1	0	1	0	0	0	0	2	10	54	0	54
Thoracic Surgery	0	0	0	0	0	0	0	0	0	11	0	11
Urology	3	1	3	1	1	0	0	9	15	74	0	74
Vascular Surgery	0	0	0	0	1	0	0	1	5	28	0	28
<b>Surgery Total</b>	<b>22</b>	<b>22</b>	<b>22</b>	<b>16</b>	<b>25</b>	<b>2</b>	<b>2</b>	<b>111</b>	<b>167</b>	<b>890</b>	<b>0</b>	<b>890</b>
General Pathology	2	2	2	1	2	0	0	9	2	10	0	10
Anatomical Pathology	4	4	4	9	5	0	0	26	16	70	0	70
Forensic Pathology	0	0	0	0	0	1	0	1	0	2	0	2
Hematological Pathology	0	1	1	1	0	0	0	3	0	3	0	3
Medical Biochemistry	0	0	0	1	0	0	0	1	0	2	0	2
Medical Microbiology	1	1	1	1	2	0	0	6	2	9	0	9
Neuropathology	0	0	0	0	0	0	0	0	1	4	0	4
<b>Laboratory Medicine Total</b>	<b>7</b>	<b>8</b>	<b>8</b>	<b>13</b>	<b>9</b>	<b>1</b>	<b>0</b>	<b>46</b>	<b>21</b>	<b>100</b>	<b>0</b>	<b>100</b>
Clinician Investigator	0	1	1	0	0	3	0	5	0	48	0	48
Palliative Medicine	0	0	0	1	1	0	0	2	0	8	0	8
<b>Special Program Total</b>	<b>0</b>	<b>1</b>	<b>1</b>	<b>1</b>	<b>1</b>	<b>3</b>	<b>0</b>	<b>7</b>	<b>0</b>	<b>56</b>	<b>0</b>	<b>56</b>
<b>Grand Total</b>	<b>211</b>	<b>211</b>	<b>153</b>	<b>137</b>	<b>130</b>	<b>25</b>	<b>6</b>	<b>873</b>	<b>1259</b>	<b>4781</b>	<b>0</b>	<b>4781</b>

SOURCE: Ontario Postgraduate Registry, November 2018  
Ontario Physician Human Resources Data Centre  
Prepared December 2018

Note: Re-entry, Repatriation and International Medical Graduate (IMG) trainees are included in these tables - see Part 3 for details

Back to Index →





**Table 1.10 Postgraduate Medical Trainees at McMaster University by Program, Pool and Level of Training - All Funding Groups**

<b>McMaster</b>	<b>POOL A</b>								<b>POOL B</b>							
	PGY-1	PGY-2	PGY-3	PGY-4	PGY-5	PGY-6	PGY-7	TOTAL	PGY-1	PGY-2	PGY-3	PGY-4	PGY-5	PGY-6	PGY-7	TOTAL
	Family Medicine	93	89	9	0	0	0	0	191	14	16	0	0	1	0	0
F.M./ Emergency Medicine	0	0	6	0	0	0	0	6	0	0	0	0	0	0	0	0
<b>Family Medicine Total</b>	<b>93</b>	<b>89</b>	<b>15</b>	<b>0</b>	<b>0</b>	<b>0</b>	<b>0</b>	<b>197</b>	<b>14</b>	<b>16</b>	<b>0</b>	<b>0</b>	<b>1</b>	<b>0</b>	<b>0</b>	<b>31</b>
Anesthesiology	7	6	6	7	2	0	0	28	1	0	1	3	1	0	0	6
Critical Care Medicine	0	0	0	2	2	1	1	6	0	0	0	0	0	0	0	0
Diagnostic Radiology	5	5	6	4	4	0	0	24	1	0	1	1	1	0	0	4
Emergency Medicine	6	5	6	6	4	0	0	27	1	1	1	2	0	0	0	5
Neuroradiology	0	0	0	0	0	1	0	1	0	0	0	0	0	0	0	0
Pain Medicine	0	0	0	0	0	0	0	0	0	0	0	0	0	1	1	2
Physical Medicine & Rehab.	3	3	2	2	2	0	0	12	1	1	2	0	1	0	0	5
Psychiatry	8	8	8	9	10	0	0	43	1	1	1	1	2	0	0	6
Psychiatry - Child & Adolescent	0	0	0	0	0	0	0	0	0	0	0	0	0	2	0	2
Psychiatry - Forensic	0	0	0	0	0	0	0	0	0	0	0	0	0	1	0	1
Public Health & Preventive Medicine	0	1	0	0	0	0	0	1	0	0	0	0	0	0	0	0
Radiation Oncology	2	2	2	1	2	0	0	9	0	0	0	0	0	0	0	0
<b>Other Specialty Total</b>	<b>31</b>	<b>30</b>	<b>30</b>	<b>31</b>	<b>26</b>	<b>2</b>	<b>1</b>	<b>151</b>	<b>5</b>	<b>3</b>	<b>6</b>	<b>7</b>	<b>5</b>	<b>4</b>	<b>1</b>	<b>31</b>
Internal Medicine	28	24	25	5	0	0	0	82	4	5	4	1	0	0	0	14
Cardiology	0	0	0	2	1	2	0	5	0	0	0	1	2	1	0	4
Clinical Immunology & Allergy	0	0	0	2	2	0	0	4	0	0	0	0	0	0	0	0
Dermatology	1	1	0	0	0	0	0	2	0	0	0	0	0	0	0	0
Endocrinology & Metabolism	0	0	0	2	1	0	0	3	0	0	0	0	0	0	0	0
Gastroenterology	0	0	0	2	2	0	0	4	0	0	0	1	0	0	0	1
General Internal Medicine	0	0	0	4	3	0	0	7	0	0	0	0	1	0	0	1
Geriatric Medicine	0	0	0	2	3	0	0	5	0	0	0	0	1	0	0	1
Hematology	0	0	0	3	2	0	0	5	0	0	0	0	0	0	0	0
Infectious Diseases	0	0	0	2	1	0	0	3	0	0	0	0	0	0	0	0
Medical Oncology	0	0	0	2	2	0	0	4	0	0	0	0	0	0	0	0
Nephrology	0	0	0	0	1	0	0	1	0	0	0	0	0	0	0	0
Neurology	2	2	2	1	0	0	0	7	1	1	1	1	2	0	0	6
Respirology	0	0	0	2	2	0	0	4	0	0	0	0	0	0	0	0
Rheumatology	0	0	0	2	2	0	0	4	0	0	0	0	1	0	0	1
<b>Internal Medicine Total</b>	<b>31</b>	<b>27</b>	<b>27</b>	<b>31</b>	<b>22</b>	<b>2</b>	<b>0</b>	<b>140</b>	<b>5</b>	<b>6</b>	<b>5</b>	<b>4</b>	<b>7</b>	<b>1</b>	<b>0</b>	<b>28</b>
Pediatrics	8	7	9	6	0	0	0	30	3	4	6	4	0	0	0	17
Clinical Immunology & Allergy - Pediatric	0	0	0	1	0	0	0	1	0	0	0	1	2	0	0	3
Critical Care Medicine - Pediatric	0	0	0	0	0	0	0	0	0	0	0	1	0	0	0	1
Developmental Pediatrics	0	0	0	0	0	0	0	0	0	0	0	0	0	0	0	0
Emergency Medicine - Pediatric	0	0	0	0	0	0	0	0	0	0	0	0	0	0	0	0
Endocrinology & Metabolism - Pediatric	0	0	0	1	0	0	0	1	0	0	0	0	0	0	0	0
Gastroenterology - Pediatric	0	0	0	0	0	0	0	0	0	0	0	0	0	1	0	1
Hematology / Oncology - Pediatric	0	0	0	1	0	0	0	1	0	0	0	1	2	0	0	3
Neonatal-Perinatal Medicine	0	0	0	1	0	0	0	1	0	0	0	1	1	0	0	2
Nephrology - Pediatric	0	0	0	0	0	0	0	0	0	0	0	0	0	0	0	0
Neurology - Pediatric	1	1	0	1	1	0	0	4	0	0	1	1	0	0	0	2
<b>Pediatrics Total</b>	<b>9</b>	<b>8</b>	<b>9</b>	<b>11</b>	<b>1</b>	<b>0</b>	<b>0</b>	<b>38</b>	<b>3</b>	<b>4</b>	<b>7</b>	<b>9</b>	<b>5</b>	<b>1</b>	<b>0</b>	<b>29</b>
General Surgery	8	7	8	9	8	0	0	40	0	0	0	0	0	0	0	0
Cardiac Surgery	0	1	1	0	1	0	0	3	0	0	0	0	1	0	0	1
Gynecologic Oncology	0	0	0	0	0	1	0	1	0	0	0	0	0	1	0	1
Gyn Reprod Endocrinology & Infertility	0	0	0	0	0	2	0	2	0	0	0	0	0	0	0	0
Maternal Fetal Medicine	0	0	0	0	0	1	1	2	0	0	0	0	0	0	0	0
Neurosurgery	2	0	1	1	1	1	0	6	0	0	1	0	1	1	0	3
Obstetrics & Gynecology	7	6	7	5	8	0	0	33	1	3	0	1	1	0	0	6
Ophthalmology	2	1	3	1	1	0	0	8	0	0	0	0	0	0	0	0
Orthopedic Surgery	4	5	4	4	2	0	0	19	0	0	0	0	4	0	0	4
Otolaryngology - Head & Neck Surgery	2	2	2	1	3	0	0	10	0	0	0	0	0	0	0	0
Pediatric General Surgery	0	0	0	0	0	0	1	1	0	0	0	0	0	0	0	0
Plastic Surgery	3	3	3	3	3	0	0	15	0	0	0	0	0	0	0	0
Thoracic Surgery	0	0	0	0	0	2	1	3	0	0	0	0	0	0	0	0
Urology	2	3	3	4	2	0	0	14	1	0	0	0	0	0	0	1
Vascular Surgery	1	1	2	2	2	0	0	8	0	0	0	0	0	0	0	0
<b>Surgery Total</b>	<b>31</b>	<b>29</b>	<b>34</b>	<b>30</b>	<b>31</b>	<b>7</b>	<b>3</b>	<b>165</b>	<b>2</b>	<b>3</b>	<b>1</b>	<b>1</b>	<b>7</b>	<b>2</b>	<b>0</b>	<b>16</b>
General Pathology	0	1	0	0	0	0	0	1	2	2	2	1	2	0	0	9
Anatomical Pathology	2	1	0	3	0	0	0	6	1	0	0	1	1	0	0	3
Forensic Pathology	0	0	0	0	0	0	0	0	0	0	0	0	0	1	0	1
Medical Biochemistry	0	1	0	0	0	0	0	1	0	0	0	1	0	0	0	1
Medical Microbiology	1	0	0	0	0	0	0	1	0	0	1	1	0	0	0	2
<b>Laboratory Medicine Total</b>	<b>3</b>	<b>3</b>	<b>0</b>	<b>3</b>	<b>0</b>	<b>0</b>	<b>0</b>	<b>9</b>	<b>3</b>	<b>2</b>	<b>3</b>	<b>4</b>	<b>3</b>	<b>1</b>	<b>0</b>	<b>16</b>
Clinician Investigator	0	0	0	0	0	0	0	0	0	1	0	0	0	1	0	2
<b>Special Program Total</b>	<b>0</b>	<b>0</b>	<b>0</b>	<b>0</b>	<b>0</b>	<b>0</b>	<b>0</b>	<b>0</b>	<b>0</b>	<b>1</b>	<b>0</b>	<b>0</b>	<b>0</b>	<b>1</b>	<b>0</b>	<b>2</b>
<b>Grand Total</b>	<b>198</b>	<b>186</b>	<b>115</b>	<b>106</b>	<b>80</b>	<b>11</b>	<b>4</b>	<b>700</b>	<b>32</b>	<b>35</b>	<b>22</b>	<b>25</b>	<b>28</b>	<b>10</b>	<b>1</b>	<b>153</b>

SOURCE: Ontario Postgraduate Registry, November 2018  
Ontario Physician Human Resources Data Centre  
Prepared December 2018

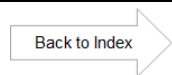
Note: Re-entry, Repatriation and International Medical Graduate (IMG) trainees are included in these tables - see Part 3 for details

**Table 1.10 Postgraduate Medical Trainees at McMaster University by Program, Pool and Level of Training - All Funding Groups**

McMaster	POOL C					TOTAL	POOL D		POOL E		TOTALS			
	PGY-1	PGY-2	PGY-3	PGY-4	PGY-5		FELLOW	TOTAL	FELLOW	TOTAL	PGY-1 only	All PGYs	All Fellows	GRAND TOTAL
Family Medicine	0	0	0	0	0	0	1	1	0	0	107	222	1	223
F.M./ Emergency Medicine	0	0	0	0	0	0	0	0	0	0	0	6	0	6
<b>Family Medicine Total</b>	<b>0</b>	<b>0</b>	<b>0</b>	<b>0</b>	<b>0</b>	<b>0</b>	<b>1</b>	<b>1</b>	<b>0</b>	<b>0</b>	<b>107</b>	<b>228</b>	<b>1</b>	<b>229</b>
Anesthesiology	0	0	1	0	1	2	1	1	3	3	8	36	4	40
Critical Care Medicine	0	0	0	1	1	2	0	0	5	5	0	8	5	13
Diagnostic Radiology	1	1	0	0	0	2	8	8	6	6	7	30	14	44
Emergency Medicine	1	2	2	0	1	6	2	2	0	0	8	38	2	40
Neuroradiology	0	0	0	0	0	0	1	1	0	0	0	1	1	2
Pain Medicine	0	0	0	0	0	0	0	0	0	0	0	2	0	2
Physical Medicine & Rehab.	0	0	0	0	0	0	0	0	1	1	4	17	1	18
Psychiatry	0	0	0	0	0	0	1	1	4	4	9	49	5	54
Psychiatry - Child & Adolescent	0	0	0	0	0	0	0	0	0	0	0	2	0	2
Psychiatry - Forensic	0	0	0	0	0	0	0	0	2	2	0	1	2	3
Public Health & Preventive Medicine	0	0	0	0	0	0	0	0	1	1	0	1	1	2
Radiation Oncology	0	0	1	0	0	1	1	1	1	1	2	10	2	12
<b>Other Specialty Total</b>	<b>2</b>	<b>3</b>	<b>4</b>	<b>1</b>	<b>3</b>	<b>13</b>	<b>14</b>	<b>14</b>	<b>23</b>	<b>23</b>	<b>38</b>	<b>195</b>	<b>37</b>	<b>232</b>
Internal Medicine	6	6	6	1	0	19	1	1	0	0	38	115	1	116
Cardiology	0	0	0	2	1	3	9	9	10	10	0	12	19	31
Clinical Immunology & Allergy	0	0	0	0	0	0	1	1	0	0	0	4	1	5
Dermatology	0	0	0	0	0	0	1	1	1	1	1	2	2	4
Endocrinology & Metabolism	0	0	0	0	0	0	1	1	1	1	0	3	2	5
Gastroenterology	0	0	0	0	0	0	2	2	7	7	0	5	9	14
General Internal Medicine	0	0	0	1	0	1	0	0	0	0	0	9	0	9
Geriatric Medicine	0	0	0	0	0	0	0	0	1	1	0	6	1	7
Hematology	0	0	0	0	0	0	6	6	1	1	0	5	7	12
Infectious Diseases	0	0	0	0	0	0	0	0	1	1	0	3	1	4
Medical Oncology	0	0	0	2	2	4	1	1	4	4	0	8	5	13
Nephrology	0	0	0	2	0	2	1	1	8	8	0	3	9	12
Neurology	0	0	0	0	0	0	0	0	8	8	3	13	8	21
Respirology	0	0	0	0	2	2	2	2	5	5	0	6	7	13
Rheumatology	0	0	0	0	0	0	0	0	0	0	0	5	0	5
<b>Internal Medicine Total</b>	<b>6</b>	<b>6</b>	<b>6</b>	<b>8</b>	<b>5</b>	<b>31</b>	<b>25</b>	<b>25</b>	<b>47</b>	<b>47</b>	<b>42</b>	<b>199</b>	<b>72</b>	<b>271</b>
Pediatrics	3	2	3	0	0	8	0	0	10	10	14	55	10	65
Clinical Immunology & Allergy - Pediatric	0	0	0	0	0	0	0	0	0	0	0	4	0	4
Critical Care Medicine - Pediatric	0	0	0	0	0	0	1	1	4	4	0	1	5	6
Developmental Pediatrics	0	0	0	0	0	0	0	0	1	1	0	0	1	1
Emergency Medicine - Pediatric	0	0	0	0	0	0	0	0	1	1	0	0	1	1
Endocrinology & Metabolism - Pediatric	0	0	0	0	1	1	2	2	1	1	0	2	3	5
Gastroenterology - Pediatric	0	0	0	0	0	0	0	0	1	1	0	1	1	2
Hematology / Oncology - Pediatric	0	0	0	0	0	0	1	1	1	1	0	4	2	6
Neonatal-Perinatal Medicine	0	0	0	0	0	0	8	8	11	11	0	3	19	22
Nephrology - Pediatric	0	0	0	0	0	0	0	0	1	1	0	0	1	1
Neurology - Pediatric	0	0	0	0	0	0	1	1	0	0	1	6	1	7
<b>Pediatrics Total</b>	<b>3</b>	<b>2</b>	<b>3</b>	<b>0</b>	<b>1</b>	<b>9</b>	<b>13</b>	<b>13</b>	<b>31</b>	<b>31</b>	<b>15</b>	<b>76</b>	<b>44</b>	<b>120</b>
General Surgery	1	1	1	1	0	4	5	5	7	7	9	44	12	56
Cardiac Surgery	1	0	1	0	1	3	0	0	0	0	1	7	0	7
Gynecologic Oncology	0	0	0	0	0	0	0	0	0	0	0	2	0	2
Gyn Reprod Endocrinology & Infertility	0	0	0	0	0	0	0	0	0	0	0	2	0	2
Maternal Fetal Medicine	0	0	0	0	0	0	0	0	0	0	0	2	0	2
Neurosurgery	0	2	1	0	2	5	0	0	1	1	2	14	1	15
Obstetrics & Gynecology	0	0	0	1	0	1	2	2	0	0	8	40	2	42
Ophthalmology	0	0	0	0	0	0	0	0	3	3	2	8	3	11
Orthopedic Surgery	2	0	0	0	0	2	4	4	6	6	6	25	10	35
Otolaryngology - Head & Neck Surgery	0	0	0	0	0	0	0	0	0	0	2	10	0	10
Pediatric General Surgery	0	0	0	0	0	0	0	0	1	1	0	1	1	2
Plastic Surgery	0	0	1	0	0	1	0	0	0	0	3	16	0	16
Thoracic Surgery	0	0	0	0	0	0	0	0	1	1	0	3	1	4
Urology	1	0	0	0	0	1	3	3	3	3	4	16	6	22
Vascular Surgery	0	1	0	0	0	1	0	0	0	0	1	9	0	9
<b>Surgery Total</b>	<b>5</b>	<b>4</b>	<b>4</b>	<b>2</b>	<b>3</b>	<b>18</b>	<b>14</b>	<b>14</b>	<b>22</b>	<b>22</b>	<b>38</b>	<b>199</b>	<b>36</b>	<b>235</b>
General Pathology	0	0	0	0	0	0	0	0	0	0	2	10	0	10
Anatomical Pathology	2	0	0	0	0	2	0	0	0	0	5	11	0	11
Forensic Pathology	0	0	0	0	0	0	0	0	0	0	0	1	0	1
Medical Biochemistry	0	0	0	0	0	0	0	0	0	0	0	2	0	2
Medical Microbiology	0	0	0	0	0	0	0	0	2	2	1	3	2	5
<b>Laboratory Medicine Total</b>	<b>2</b>	<b>0</b>	<b>0</b>	<b>0</b>	<b>0</b>	<b>2</b>	<b>0</b>	<b>0</b>	<b>2</b>	<b>2</b>	<b>8</b>	<b>27</b>	<b>2</b>	<b>29</b>
Clinician Investigator	0	0	0	0	0	0	2	2	0	0	0	2	2	4
<b>Special Program Total</b>	<b>0</b>	<b>0</b>	<b>0</b>	<b>0</b>	<b>0</b>	<b>0</b>	<b>2</b>	<b>2</b>	<b>0</b>	<b>0</b>	<b>0</b>	<b>2</b>	<b>2</b>	<b>4</b>
<b>Grand Total</b>	<b>18</b>	<b>15</b>	<b>17</b>	<b>11</b>	<b>12</b>	<b>73</b>	<b>69</b>	<b>69</b>	<b>125</b>	<b>125</b>	<b>248</b>	<b>926</b>	<b>194</b>	<b>1120</b>

SOURCE: Ontario Postgraduate Registry, November 2018  
 Ontario Physician Human Resources Data Centre  
 Prepared December 2018

Note: Re-entry, Repatriation and International Medical Graduate (IMG) trainees are included in these tables - see Part 3 for details



**Table 1.11 Postgraduate Medical Trainees at McMaster University by Program, Pool and Level of Training - Funded by CEB**

<b>McMaster</b>	<b>POOL A</b>							<b>TOTAL</b>
	<b>PGY-1</b>	<b>PGY-2</b>	<b>PGY-3</b>	<b>PGY-4</b>	<b>PGY-5</b>	<b>PGY-6</b>	<b>PGY-7</b>	
	Family Medicine	93	88	9	0	0	0	
F.M./ Emergency Medicine	0	0	6	0	0	0	0	6
<b>Family Medicine Total</b>	<b>93</b>	<b>88</b>	<b>15</b>	<b>0</b>	<b>0</b>	<b>0</b>	<b>0</b>	<b>196</b>
Anesthesiology	6	6	6	7	2	0	0	27
Critical Care Medicine	0	0	0	2	2	1	1	6
Diagnostic Radiology	5	5	6	4	4	0	0	24
Emergency Medicine	6	5	6	6	4	0	0	27
Neuroradiology	0	0	0	0	0	1	0	1
Pain Medicine	0	0	0	0	0	0	0	0
Physical Medicine & Rehab.	3	3	2	2	2	0	0	12
Psychiatry	8	8	8	9	10	0	0	43
Psychiatry - Child & Adolescent	0	0	0	0	0	0	0	0
Psychiatry - Forensic	0	0	0	0	0	0	0	0
Public Health & Preventive Medicine	0	1	0	0	0	0	0	1
Radiation Oncology	2	2	2	1	2	0	0	9
<b>Other Specialty Total</b>	<b>30</b>	<b>30</b>	<b>30</b>	<b>31</b>	<b>26</b>	<b>2</b>	<b>1</b>	<b>150</b>
Internal Medicine	28	24	25	5	0	0	0	82
Cardiology	0	0	0	2	1	2	0	5
Clinical Immunology & Allergy	0	0	0	2	2	0	0	4
Dermatology	1	1	0	0	0	0	0	2
Endocrinology & Metabolism	0	0	0	2	1	0	0	3
Gastroenterology	0	0	0	2	2	0	0	4
General Internal Medicine	0	0	0	4	3	0	0	7
Geriatric Medicine	0	0	0	2	3	0	0	5
Hematology	0	0	0	3	2	0	0	5
Infectious Diseases	0	0	0	2	1	0	0	3
Medical Oncology	0	0	0	2	2	0	0	4
Nephrology	0	0	0	0	1	0	0	1
Neurology	2	2	2	1	0	0	0	7
Respirology	0	0	0	2	2	0	0	4
Rheumatology	0	0	0	2	2	0	0	4
<b>Internal Medicine Total</b>	<b>31</b>	<b>27</b>	<b>27</b>	<b>31</b>	<b>22</b>	<b>2</b>	<b>0</b>	<b>140</b>
Pediatrics	8	7	9	5	0	0	0	29
Clinical Immunology & Allergy - Pediatric	0	0	0	1	0	0	0	1
Critical Care Medicine - Pediatric	0	0	0	0	0	0	0	0
Endocrinology & Metabolism - Pediatric	0	0	0	1	0	0	0	1
Gastroenterology - Pediatric	0	0	0	0	0	0	0	0
Hematology / Oncology - Pediatric	0	0	0	1	0	0	0	1
Neonatal-Perinatal Medicine	0	0	0	1	0	0	0	1
Neurology - Pediatric	1	1	0	1	1	0	0	4
<b>Pediatrics Total</b>	<b>9</b>	<b>8</b>	<b>9</b>	<b>10</b>	<b>1</b>	<b>0</b>	<b>0</b>	<b>37</b>
General Surgery	8	7	8	9	8	0	0	40
Cardiac Surgery	0	1	1	0	1	0	0	3
Gynecologic Oncology	0	0	0	0	0	1	0	1
Gyn Reprod Endocrinology & Infertility	0	0	0	0	0	2	0	2
Maternal Fetal Medicine	0	0	0	0	0	1	1	2
Neurosurgery	2	0	1	1	1	1	0	6
Obstetrics & Gynecology	7	6	7	5	8	0	0	33
Ophthalmology	2	1	3	1	1	0	0	8
Orthopedic Surgery	4	5	4	3	2	0	0	18
Otolaryngology - Head & Neck Surgery	2	2	2	1	3	0	0	10
Pediatric General Surgery	0	0	0	0	0	0	1	1
Plastic Surgery	3	3	3	3	3	0	0	15
Thoracic Surgery	0	0	0	0	0	2	1	3
Urology	2	3	3	4	2	0	0	14
Vascular Surgery	1	1	2	2	2	0	0	8
<b>Surgery Total</b>	<b>31</b>	<b>29</b>	<b>34</b>	<b>29</b>	<b>31</b>	<b>7</b>	<b>3</b>	<b>164</b>
General Pathology	0	1	0	0	0	0	0	1
Anatomical Pathology	2	1	0	3	0	0	0	6
Forensic Pathology	0	0	0	0	0	0	0	0
Medical Biochemistry	0	1	0	0	0	0	0	1
Medical Microbiology	1	0	0	0	0	0	0	1
<b>Laboratory Medicine Total</b>	<b>3</b>	<b>3</b>	<b>0</b>	<b>3</b>	<b>0</b>	<b>0</b>	<b>0</b>	<b>9</b>
Clinician Investigator	0	0	0	0	0	0	0	0
<b>Special Program Total</b>	<b>0</b>	<b>0</b>	<b>0</b>	<b>0</b>	<b>0</b>	<b>0</b>	<b>0</b>	<b>0</b>
<b>Grand Total</b>	<b>197</b>	<b>185</b>	<b>115</b>	<b>104</b>	<b>80</b>	<b>11</b>	<b>4</b>	<b>696</b>

SOURCE: Ontario Postgraduate Registry, November 2018

Ontario Physician Human Resources Data Centre  
Prepared December 2018

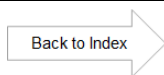
Note: Re-entry, Repatriation and International Medical Graduate (IMG) trainees are included in these tables - see Part 3 for details



**Table 1.11 Postgraduate Medical Trainees at McMaster University by Program, Pool and Level of Training - Funded by CEB**

<i>McMaster</i>	POOL B							TOTALS				
	PGY-1	PGY-2	PGY-3	PGY-4	PGY-5	PGY-6	PGY-7	TOTAL	PGY-1 only	All PGYs	All Fellows	GRAND TOTAL
	Family Medicine	14	16	0	0	1	0	0	31	107	221	0
F.M./ Emergency Medicine	0	0	0	0	0	0	0	0	0	6	0	6
<b>Family Medicine Total</b>	<b>14</b>	<b>16</b>	<b>0</b>	<b>0</b>	<b>1</b>	<b>0</b>	<b>0</b>	<b>31</b>	<b>107</b>	<b>227</b>	<b>0</b>	<b>227</b>
Anesthesiology	1	0	1	3	1	0	0	6	7	33	0	33
Critical Care Medicine	0	0	0	0	0	0	0	0	0	6	0	6
Diagnostic Radiology	1	0	1	1	1	0	0	4	6	28	0	28
Emergency Medicine	1	1	1	2	0	0	0	5	7	32	0	32
Neuroradiology	0	0	0	0	0	0	0	0	0	1	0	1
Pain Medicine	0	0	0	0	0	1	1	2	0	2	0	2
Physical Medicine & Rehab.	1	1	2	0	1	0	0	5	4	17	0	17
Psychiatry	1	1	1	1	2	0	0	6	9	49	0	49
Psychiatry - Child & Adolescent	0	0	0	0	0	2	0	2	0	2	0	2
Psychiatry - Forensic	0	0	0	0	0	1	0	1	0	1	0	1
Public Health & Preventive Medicine	0	0	0	0	0	0	0	0	0	1	0	1
Radiation Oncology	0	0	0	0	0	0	0	0	2	9	0	9
<b>Other Specialty Total</b>	<b>5</b>	<b>3</b>	<b>6</b>	<b>7</b>	<b>5</b>	<b>4</b>	<b>1</b>	<b>31</b>	<b>35</b>	<b>181</b>	<b>0</b>	<b>181</b>
Internal Medicine	4	5	4	1	0	0	0	14	32	96	0	96
Cardiology	0	0	0	1	2	1	0	4	0	9	0	9
Clinical Immunology & Allergy	0	0	0	0	0	0	0	0	0	4	0	4
Dermatology	0	0	0	0	0	0	0	0	1	2	0	2
Endocrinology & Metabolism	0	0	0	0	0	0	0	0	0	3	0	3
Gastroenterology	0	0	0	1	0	0	0	1	0	5	0	5
General Internal Medicine	0	0	0	0	1	0	0	1	0	8	0	8
Geriatric Medicine	0	0	0	0	1	0	0	1	0	6	0	6
Hematology	0	0	0	0	0	0	0	0	0	5	0	5
Infectious Diseases	0	0	0	0	0	0	0	0	0	3	0	3
Medical Oncology	0	0	0	0	0	0	0	0	0	4	0	4
Nephrology	0	0	0	0	0	0	0	0	0	1	0	1
Neurology	1	1	1	1	2	0	0	6	3	13	0	13
Respirology	0	0	0	0	0	0	0	0	0	4	0	4
Rheumatology	0	0	0	0	1	0	0	1	0	5	0	5
<b>Internal Medicine Total</b>	<b>5</b>	<b>6</b>	<b>5</b>	<b>4</b>	<b>7</b>	<b>1</b>	<b>0</b>	<b>28</b>	<b>36</b>	<b>168</b>	<b>0</b>	<b>168</b>
Pediatrics	3	4	5	4	0	0	0	16	11	45	0	45
Clinical Immunology & Allergy - Pediatric	0	0	0	1	2	0	0	3	0	4	0	4
Critical Care Medicine - Pediatric	0	0	0	1	0	0	0	1	0	1	0	1
Endocrinology & Metabolism - Pediatric	0	0	0	0	0	0	0	0	0	1	0	1
Gastroenterology - Pediatric	0	0	0	0	0	1	0	1	0	1	0	1
Hematology / Oncology - Pediatric	0	0	0	1	2	0	0	3	0	4	0	4
Neonatal-Perinatal Medicine	0	0	0	1	1	0	0	2	0	3	0	3
Neurology - Pediatric	0	0	1	1	0	0	0	2	1	6	0	6
<b>Pediatrics Total</b>	<b>3</b>	<b>4</b>	<b>6</b>	<b>9</b>	<b>5</b>	<b>1</b>	<b>0</b>	<b>28</b>	<b>12</b>	<b>65</b>	<b>0</b>	<b>65</b>
General Surgery	0	0	0	0	0	0	0	0	8	40	0	40
Cardiac Surgery	0	0	0	0	1	0	0	1	0	4	0	4
Gynecologic Oncology	0	0	0	0	0	0	0	0	0	1	0	1
Gyn Reprod Endocrinology & Infertility	0	0	0	0	0	0	0	0	0	2	0	2
Maternal Fetal Medicine	0	0	0	0	0	0	0	0	0	2	0	2
Neurosurgery	0	0	0	0	1	1	0	2	2	8	0	8
Obstetrics & Gynecology	1	3	0	1	1	0	0	6	8	39	0	39
Ophthalmology	0	0	0	0	0	0	0	0	2	8	0	8
Orthopedic Surgery	0	0	0	0	4	0	0	4	4	22	0	22
Otolaryngology - Head & Neck Surgery	0	0	0	0	0	0	0	0	2	10	0	10
Pediatric General Surgery	0	0	0	0	0	0	0	0	0	1	0	1
Plastic Surgery	0	0	0	0	0	0	0	0	3	15	0	15
Thoracic Surgery	0	0	0	0	0	0	0	0	0	3	0	3
Urology	1	0	0	0	0	0	0	1	3	15	0	15
Vascular Surgery	0	0	0	0	0	0	0	0	1	8	0	8
<b>Surgery Total</b>	<b>2</b>	<b>3</b>	<b>0</b>	<b>1</b>	<b>7</b>	<b>1</b>	<b>0</b>	<b>14</b>	<b>33</b>	<b>178</b>	<b>0</b>	<b>178</b>
General Pathology	2	2	2	1	2	0	0	9	2	10	0	10
Anatomical Pathology	1	0	0	1	1	0	0	3	3	9	0	9
Forensic Pathology	0	0	0	0	0	1	0	1	0	1	0	1
Medical Biochemistry	0	0	0	1	0	0	0	1	0	2	0	2
Medical Microbiology	0	0	1	1	0	0	0	2	1	3	0	3
<b>Laboratory Medicine Total</b>	<b>3</b>	<b>2</b>	<b>3</b>	<b>4</b>	<b>3</b>	<b>1</b>	<b>0</b>	<b>16</b>	<b>6</b>	<b>25</b>	<b>0</b>	<b>25</b>
Clinician Investigator	0	1	0	0	0	1	0	2	0	2	0	2
<b>Special Program Total</b>	<b>0</b>	<b>1</b>	<b>0</b>	<b>0</b>	<b>0</b>	<b>1</b>	<b>0</b>	<b>2</b>	<b>0</b>	<b>2</b>	<b>0</b>	<b>2</b>
<b>Grand Total</b>	<b>32</b>	<b>35</b>	<b>20</b>	<b>25</b>	<b>28</b>	<b>9</b>	<b>1</b>	<b>150</b>	<b>229</b>	<b>846</b>	<b>0</b>	<b>846</b>

SOURCE: Ontario Postgraduate Registry, November 2018  
 Ontario Physician Human Resources Data Centre  
 Prepared December 2018  
 Note: Re-entry, Repatriation and International Medical Graduate (IMG) trainees are included in these tables - see Part 3 for details



**Table 1.12 Postgraduate Medical Trainees at McMaster University by Program, Pool and Level of Training - NOT Funded by CEB**

<b>McMaster</b>	<b>POOL A</b>							<b>POOL B</b>						
							<b>TOTAL</b>							<b>TOTAL</b>
	<b>PGY-1</b>	<b>PGY-2</b>	<b>PGY-3</b>	<b>PGY-4</b>	<b>PGY-5</b>	<b>PGY-6</b>		<b>PGY-1</b>	<b>PGY-2</b>	<b>PGY-3</b>	<b>PGY-4</b>	<b>PGY-5</b>	<b>PGY-6</b>	
Family Medicine	0	1	0	0	0	0	1	0	0	0	0	0	0	0
<b>Family Medicine Total</b>	<b>0</b>	<b>1</b>	<b>0</b>	<b>0</b>	<b>0</b>	<b>0</b>	<b>1</b>	<b>0</b>	<b>0</b>	<b>0</b>	<b>0</b>	<b>0</b>	<b>0</b>	<b>0</b>
Anesthesiology	1	0	0	0	0	0	1	0	0	0	0	0	0	0
Critical Care Medicine	0	0	0	0	0	0	0	0	0	0	0	0	0	0
Diagnostic Radiology	0	0	0	0	0	0	0	0	0	0	0	0	0	0
Emergency Medicine	0	0	0	0	0	0	0	0	0	0	0	0	0	0
Neuroradiology														
Physical Medicine & Rehab.	0	0	0	0	0	0	0	0	0	0	0	0	0	0
Psychiatry	0	0	0	0	0	0	0	0	0	0	0	0	0	0
Psychiatry - Forensic														
Public Health & Preventive Medicine	0	0	0	0	0	0	0	0	0	0	0	0	0	0
Radiation Oncology	0	0	0	0	0	0	0	0	0	0	0	0	0	0
<b>Other Specialty Total</b>	<b>1</b>	<b>0</b>	<b>0</b>	<b>0</b>	<b>0</b>	<b>0</b>	<b>1</b>	<b>0</b>	<b>0</b>	<b>0</b>	<b>0</b>	<b>0</b>	<b>0</b>	<b>0</b>
Internal Medicine	0	0	0	0	0	0	0	0	0	0	0	0	0	0
Cardiology	0	0	0	0	0	0	0	0	0	0	0	0	0	0
Clinical Immunology & Allergy	0	0	0	0	0	0	0	0	0	0	0	0	0	0
Dermatology	0	0	0	0	0	0	0	0	0	0	0	0	0	0
Endocrinology & Metabolism	0	0	0	0	0	0	0	0	0	0	0	0	0	0
Gastroenterology	0	0	0	0	0	0	0	0	0	0	0	0	0	0
General Internal Medicine	0	0	0	0	0	0	0	0	0	0	0	0	0	0
Geriatric Medicine	0	0	0	0	0	0	0	0	0	0	0	0	0	0
Hematology	0	0	0	0	0	0	0	0	0	0	0	0	0	0
Infectious Diseases	0	0	0	0	0	0	0	0	0	0	0	0	0	0
Medical Oncology	0	0	0	0	0	0	0	0	0	0	0	0	0	0
Nephrology	0	0	0	0	0	0	0	0	0	0	0	0	0	0
Neurology	0	0	0	0	0	0	0	0	0	0	0	0	0	0
Respirology	0	0	0	0	0	0	0	0	0	0	0	0	0	0
<b>Internal Medicine Total</b>	<b>0</b>	<b>0</b>	<b>0</b>	<b>0</b>	<b>0</b>	<b>0</b>	<b>0</b>	<b>0</b>	<b>0</b>	<b>0</b>	<b>0</b>	<b>0</b>	<b>0</b>	<b>0</b>
Pediatrics	0	0	0	1	0	0	1	0	0	1	0	0	0	1
Critical Care Medicine - Pediatric	0	0	0	0	0	0	0	0	0	0	0	0	0	0
Developmental Pediatrics	0	0	0	0	0	0	0	0	0	0	0	0	0	0
Emergency Medicine - Pediatric	0	0	0	0	0	0	0	0	0	0	0	0	0	0
Endocrinology & Metabolism - Pediatric	0	0	0	0	0	0	0	0	0	0	0	0	0	0
Gastroenterology - Pediatric	0	0	0	0	0	0	0	0	0	0	0	0	0	0
Hematology / Oncology - Pediatric	0	0	0	0	0	0	0	0	0	0	0	0	0	0
Neonatal-Perinatal Medicine	0	0	0	0	0	0	0	0	0	0	0	0	0	0
Nephrology - Pediatric	0	0	0	0	0	0	0	0	0	0	0	0	0	0
Neurology - Pediatric	0	0	0	0	0	0	0	0	0	0	0	0	0	0
<b>Pediatrics Total</b>	<b>0</b>	<b>0</b>	<b>0</b>	<b>1</b>	<b>0</b>	<b>0</b>	<b>1</b>	<b>0</b>	<b>0</b>	<b>1</b>	<b>0</b>	<b>0</b>	<b>0</b>	<b>1</b>
General Surgery	0	0	0	0	0	0	0	0	0	0	0	0	0	0
Cardiac Surgery	0	0	0	0	0	0	0	0	0	0	0	0	0	0
Gynecologic Oncology	0	0	0	0	0	0	0	0	0	0	0	0	1	1
Neurosurgery	0	0	0	0	0	0	0	0	0	1	0	0	0	1
Obstetrics & Gynecology	0	0	0	0	0	0	0	0	0	0	0	0	0	0
Ophthalmology	0	0	0	0	0	0	0	0	0	0	0	0	0	0
Orthopedic Surgery	0	0	0	1	0	0	1	0	0	0	0	0	0	0
Pediatric General Surgery	0	0	0	0	0	0	0	0	0	0	0	0	0	0
Plastic Surgery	0	0	0	0	0	0	0	0	0	0	0	0	0	0
Thoracic Surgery	0	0	0	0	0	0	0	0	0	0	0	0	0	0
Urology	0	0	0	0	0	0	0	0	0	0	0	0	0	0
Vascular Surgery	0	0	0	0	0	0	0	0	0	0	0	0	0	0
<b>Surgery Total</b>	<b>0</b>	<b>0</b>	<b>0</b>	<b>1</b>	<b>0</b>	<b>0</b>	<b>1</b>	<b>0</b>	<b>0</b>	<b>1</b>	<b>0</b>	<b>0</b>	<b>1</b>	<b>2</b>
Anatomical Pathology	0	0	0	0	0	0	0	0	0	0	0	0	0	0
Medical Microbiology	0	0	0	0	0	0	0	0	0	0	0	0	0	0
<b>Laboratory Medicine Total</b>	<b>0</b>	<b>0</b>	<b>0</b>	<b>0</b>	<b>0</b>	<b>0</b>	<b>0</b>	<b>0</b>	<b>0</b>	<b>0</b>	<b>0</b>	<b>0</b>	<b>0</b>	<b>0</b>
Clinician Investigator	0	0	0	0	0	0	0	0	0	0	0	0	0	0
<b>Special Program Total</b>	<b>0</b>	<b>0</b>	<b>0</b>	<b>0</b>	<b>0</b>	<b>0</b>	<b>0</b>	<b>0</b>	<b>0</b>	<b>0</b>	<b>0</b>	<b>0</b>	<b>0</b>	<b>0</b>
<b>Grand Total</b>	<b>1</b>	<b>1</b>	<b>0</b>	<b>2</b>	<b>0</b>	<b>0</b>	<b>4</b>	<b>0</b>	<b>0</b>	<b>2</b>	<b>0</b>	<b>0</b>	<b>1</b>	<b>3</b>

SOURCE: Ontario Postgraduate Registry, November 2018  
 Ontario Physician Human Resources Data Centre  
 Prepared December 2018

Note: Re-entry, Repatriation and International Medical Graduate (IMG) trainees are included in these tables - see Part 3 for detail

**Table 1.12 Postgraduate Medical Trainees at McMaster University by Program, Pool and Level of Training - NOT Funded by CEB**

<b>McMaster</b>	<b>POOL C</b>					<b>TOTAL</b>	<b>POOL D</b>		<b>POOL E</b>		<b>TOTALS</b>			
	<b>PGY-1</b>	<b>PGY-2</b>	<b>PGY-3</b>	<b>PGY-4</b>	<b>PGY-5</b>		<b>FELLOW</b>	<b>TOTAL</b>	<b>FELLOW</b>	<b>TOTAL</b>	<b>PGY-1 only</b>	<b>All PGYs</b>	<b>All Fellows</b>	<b>GRAND TOTAL</b>
Family Medicine	0	0	0	0	0	0	1	1	0	0	0	1	1	2
<b>Family Medicine Total</b>	<b>0</b>	<b>0</b>	<b>0</b>	<b>0</b>	<b>0</b>	<b>0</b>	<b>1</b>	<b>1</b>	<b>0</b>	<b>0</b>	<b>0</b>	<b>1</b>	<b>1</b>	<b>2</b>
Anesthesiology	0	0	1	0	1	2	1	1	3	3	1	3	4	7
Critical Care Medicine	0	0	0	1	1	2	0	0	5	5	0	2	5	7
Diagnostic Radiology	1	1	0	0	0	2	8	8	6	6	1	2	14	16
Emergency Medicine	1	2	2	0	1	6	2	2	0	0	1	6	2	8
Neuroradiology	0	0	0	0	0	0	1	1	0	0	0	0	1	1
Physical Medicine & Rehab.	0	0	0	0	0	0	0	0	1	1	0	0	1	1
Psychiatry	0	0	0	0	0	0	1	1	4	4	0	0	5	5
Psychiatry - Forensic	0	0	0	0	0	0	0	0	2	2	0	0	2	2
Public Health & Preventive Medicine	0	0	0	0	0	0	0	0	1	1	0	0	1	1
Radiation Oncology	0	0	1	0	0	1	1	1	1	1	0	1	2	3
<b>Other Specialty Total</b>	<b>2</b>	<b>3</b>	<b>4</b>	<b>1</b>	<b>3</b>	<b>13</b>	<b>14</b>	<b>14</b>	<b>23</b>	<b>23</b>	<b>3</b>	<b>14</b>	<b>37</b>	<b>51</b>
Internal Medicine	6	6	6	1	0	19	1	1	0	0	6	19	1	20
Cardiology	0	0	0	2	1	3	9	9	10	10	0	3	19	22
Clinical Immunology & Allergy	0	0	0	0	0	0	1	1	0	0	0	0	1	1
Dermatology	0	0	0	0	0	0	1	1	1	1	0	0	2	2
Endocrinology & Metabolism	0	0	0	0	0	0	1	1	1	1	0	0	2	2
Gastroenterology	0	0	0	0	0	0	2	2	7	7	0	0	9	9
General Internal Medicine	0	0	0	1	0	1	0	0	0	0	0	1	0	1
Geriatric Medicine	0	0	0	0	0	0	0	0	1	1	0	0	1	1
Hematology	0	0	0	0	0	0	6	6	1	1	0	0	7	7
Infectious Diseases	0	0	0	0	0	0	0	0	1	1	0	0	1	1
Medical Oncology	0	0	0	2	2	4	1	1	4	4	0	4	5	9
Nephrology	0	0	0	2	0	2	1	1	8	8	0	2	9	11
Neurology	0	0	0	0	0	0	0	0	8	8	0	0	8	8
Respirology	0	0	0	0	2	2	2	2	5	5	0	2	7	9
<b>Internal Medicine Total</b>	<b>6</b>	<b>6</b>	<b>6</b>	<b>8</b>	<b>5</b>	<b>31</b>	<b>25</b>	<b>25</b>	<b>47</b>	<b>47</b>	<b>6</b>	<b>31</b>	<b>72</b>	<b>103</b>
Pediatrics	3	2	3	0	0	8	0	0	10	10	3	10	10	20
Critical Care Medicine - Pediatric	0	0	0	0	0	0	1	1	4	4	0	0	5	5
Developmental Pediatrics	0	0	0	0	0	0	0	0	1	1	0	0	1	1
Emergency Medicine - Pediatric	0	0	0	0	0	0	0	0	1	1	0	0	1	1
Endocrinology & Metabolism - Pediatric	0	0	0	0	1	1	2	2	1	1	0	1	3	4
Gastroenterology - Pediatric	0	0	0	0	0	0	0	0	1	1	0	0	1	1
Hematology / Oncology - Pediatric	0	0	0	0	0	0	1	1	1	1	0	0	2	2
Neonatal-Perinatal Medicine	0	0	0	0	0	0	8	8	11	11	0	0	19	19
Nephrology - Pediatric	0	0	0	0	0	0	0	0	1	1	0	0	1	1
Neurology - Pediatric	0	0	0	0	0	0	1	1	0	0	0	0	1	1
<b>Pediatrics Total</b>	<b>3</b>	<b>2</b>	<b>3</b>	<b>0</b>	<b>1</b>	<b>9</b>	<b>13</b>	<b>13</b>	<b>31</b>	<b>31</b>	<b>3</b>	<b>11</b>	<b>44</b>	<b>55</b>
General Surgery	1	1	1	1	0	4	5	5	7	7	1	4	12	16
Cardiac Surgery	1	0	1	0	1	3	0	0	0	0	1	3	0	3
Gynecologic Oncology	0	0	0	0	0	0	0	0	0	0	0	1	0	1
Neurosurgery	0	2	1	0	2	5	0	0	1	1	0	6	1	7
Obstetrics & Gynecology	0	0	0	1	0	1	2	2	0	0	0	1	2	3
Ophthalmology	0	0	0	0	0	0	0	0	3	3	0	0	3	3
Orthopedic Surgery	2	0	0	0	0	2	4	4	6	6	2	3	10	13
Pediatric General Surgery	0	0	0	0	0	0	0	0	1	1	0	0	1	1
Plastic Surgery	0	0	1	0	0	1	0	0	0	0	0	1	0	1
Thoracic Surgery	0	0	0	0	0	0	0	0	1	1	0	0	1	1
Urology	1	0	0	0	0	1	3	3	3	3	1	1	6	7
Vascular Surgery	0	1	0	0	0	1	0	0	0	0	0	1	0	1
<b>Surgery Total</b>	<b>5</b>	<b>4</b>	<b>4</b>	<b>2</b>	<b>3</b>	<b>18</b>	<b>14</b>	<b>14</b>	<b>22</b>	<b>22</b>	<b>5</b>	<b>21</b>	<b>36</b>	<b>57</b>
Anatomical Pathology	2	0	0	0	0	2	0	0	0	0	2	2	0	2
Medical Microbiology	0	0	0	0	0	0	0	0	2	2	0	0	2	2
<b>Laboratory Medicine Total</b>	<b>2</b>	<b>0</b>	<b>0</b>	<b>0</b>	<b>0</b>	<b>2</b>	<b>0</b>	<b>0</b>	<b>2</b>	<b>2</b>	<b>2</b>	<b>2</b>	<b>2</b>	<b>4</b>
Clinician Investigator	0	0	0	0	0	0	2	2	0	0	0	0	2	2
<b>Special Program Total</b>	<b>0</b>	<b>0</b>	<b>0</b>	<b>0</b>	<b>0</b>	<b>0</b>	<b>2</b>	<b>2</b>	<b>0</b>	<b>0</b>	<b>0</b>	<b>0</b>	<b>2</b>	<b>2</b>
<b>Grand Total</b>	<b>18</b>	<b>15</b>	<b>17</b>	<b>11</b>	<b>12</b>	<b>73</b>	<b>69</b>	<b>69</b>	<b>125</b>	<b>125</b>	<b>19</b>	<b>80</b>	<b>194</b>	<b>274</b>

SOURCE: Ontario Postgraduate Registry, November 2018  
 Ontario Physician Human Resources Data Centre  
 Prepared December 2018

Note: Re-entry, Repatriation and International Medical Graduate (IMG) trainees are included in these tables - see Part 3 for details



**Table 1.20 Postgraduate Medical Trainees at the Northern Ontario School of Medicine by Program, Pool and Level of Training - All Funding Groups**

<b>NOSM</b>	<b>POOL A</b>						<b>POOL B</b>					
						<b>TOTAL</b>						<b>TOTAL</b>
	<i>PGY-1</i>	<i>PGY-2</i>	<i>PGY-3</i>	<i>PGY-4</i>	<i>PGY-5</i>		<i>PGY-1</i>	<i>PGY-2</i>	<i>PGY-3</i>	<i>PGY-4</i>	<i>PGY-5</i>	
Family Medicine	39	38	9	0	0	<b>86</b>	4	5	1	0	0	<b>10</b>
F.M./ Emergency Medicine	0	0	6	0	0	<b>6</b>	0	0	0	0	0	<b>0</b>
<b>Family Medicine Total</b>	<b>39</b>	<b>38</b>	<b>15</b>	<b>0</b>	<b>0</b>	<b>92</b>	<b>4</b>	<b>5</b>	<b>1</b>	<b>0</b>	<b>0</b>	<b>10</b>
Anesthesiology	2	2	1	2	2	<b>9</b>	0	0	0	0	0	<b>0</b>
Psychiatry	5	1	0	2	2	<b>10</b>	1	0	3	0	0	<b>4</b>
Public Health & Preventive Medicine	1	0	1	1	1	<b>4</b>	1	3	0	0	1	<b>5</b>
<b>Other Specialty Total</b>	<b>8</b>	<b>3</b>	<b>2</b>	<b>5</b>	<b>5</b>	<b>23</b>	<b>2</b>	<b>3</b>	<b>3</b>	<b>0</b>	<b>1</b>	<b>9</b>
Internal Medicine	6	6	3	0	0	<b>15</b>	2	1	0	3	0	<b>6</b>
<b>Internal Medicine Total</b>	<b>6</b>	<b>6</b>	<b>3</b>	<b>0</b>	<b>0</b>	<b>15</b>	<b>2</b>	<b>1</b>	<b>0</b>	<b>3</b>	<b>0</b>	<b>6</b>
Pediatrics	3	3	4	1	0	<b>11</b>	0	1	1	1	0	<b>3</b>
<b>Pediatrics Total</b>	<b>3</b>	<b>3</b>	<b>4</b>	<b>1</b>	<b>0</b>	<b>11</b>	<b>0</b>	<b>1</b>	<b>1</b>	<b>1</b>	<b>0</b>	<b>3</b>
General Surgery	2	1	3	1	2	<b>9</b>	0	0	0	0	0	<b>0</b>
Orthopedic Surgery	1	1	0	0	1	<b>3</b>	1	1	0	2	1	<b>5</b>
<b>Surgery Total</b>	<b>3</b>	<b>2</b>	<b>3</b>	<b>1</b>	<b>3</b>	<b>12</b>	<b>1</b>	<b>1</b>	<b>0</b>	<b>2</b>	<b>1</b>	<b>5</b>
<b>Grand Total</b>	<b>59</b>	<b>52</b>	<b>27</b>	<b>7</b>	<b>8</b>	<b>153</b>	<b>9</b>	<b>11</b>	<b>5</b>	<b>6</b>	<b>2</b>	<b>33</b>

	<b>POOL C</b>		<b>POOL D</b>		<b>POOL E</b>		<b>TOTALS</b>			
	<b>TOTAL</b>		<b>TOTAL</b>		<b>TOTAL</b>		<i>PGY-1</i>	<i>All</i>	<i>All</i>	<i>GRAND</i>
	<i>PGY</i>		<i>FELLOW</i>		<i>FELLOW</i>		<i>only</i>	<i>PGYs</i>	<i>Fellows</i>	<i>TOTAL</i>
Family Medicine	0	0	0	0	0	0	43	96	0	96
F.M./ Emergency Medicine	0	0	0	0	0	0	0	6	0	6
<b>Family Medicine Total</b>	<b>0</b>	<b>0</b>	<b>0</b>	<b>0</b>	<b>0</b>	<b>0</b>	<b>43</b>	<b>102</b>	<b>0</b>	<b>102</b>
Anesthesiology	0	0	0	0	0	0	2	9	0	9
Psychiatry	0	0	0	0	0	0	6	14	0	14
Public Health & Preventive Medicine	0	0	0	0	0	0	2	9	0	9
<b>Other Specialty Total</b>	<b>0</b>	<b>0</b>	<b>0</b>	<b>0</b>	<b>0</b>	<b>0</b>	<b>10</b>	<b>32</b>	<b>0</b>	<b>32</b>
Internal Medicine	0	0	0	0	0	0	8	21	0	21
<b>Internal Medicine Total</b>	<b>0</b>	<b>0</b>	<b>0</b>	<b>0</b>	<b>0</b>	<b>0</b>	<b>8</b>	<b>21</b>	<b>0</b>	<b>21</b>
Pediatrics	0	0	0	0	0	0	3	14	0	14
<b>Pediatrics Total</b>	<b>0</b>	<b>0</b>	<b>0</b>	<b>0</b>	<b>0</b>	<b>0</b>	<b>3</b>	<b>14</b>	<b>0</b>	<b>14</b>
General Surgery	0	0	0	0	0	0	2	9	0	9
Orthopedic Surgery	0	0	0	0	0	0	2	8	0	8
<b>Surgery Total</b>	<b>0</b>	<b>0</b>	<b>0</b>	<b>0</b>	<b>0</b>	<b>0</b>	<b>4</b>	<b>17</b>	<b>0</b>	<b>17</b>
<b>Grand Total</b>	<b>0</b>	<b>0</b>	<b>0</b>	<b>0</b>	<b>0</b>	<b>0</b>	<b>68</b>	<b>186</b>	<b>0</b>	<b>186</b>

SOURCE: Ontario Postgraduate Registry, November 2018  
Ontario Physician Human Resources Data Centre  
Prepared December 2018

Note: Re-entry, Repatriation and International Medical Graduate (IMG) trainees are included in these tables - see Part 3 for details

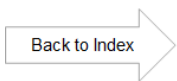
**Table 1.21 Postgraduate Medical Trainees at the Northern Ontario School of Medicine by Program, Pool and Level of Training - Funded by CEB**

<b>NOSM</b>	<b>POOL A</b>						<b>POOL B</b>					
						<b>TOTAL</b>						<b>TOTAL</b>
	<b>PGY-1</b>	<b>PGY-2</b>	<b>PGY-3</b>	<b>PGY-4</b>	<b>PGY-5</b>		<b>PGY-1</b>	<b>PGY-2</b>	<b>PGY-3</b>	<b>PGY-4</b>	<b>PGY-5</b>	
Family Medicine	39	35	9	0	0	<b>83</b>	4	5	1	0	0	<b>10</b>
F.M./ Emergency Medicine	0	0	6	0	0	<b>6</b>	0	0	0	0	0	<b>0</b>
<b>Family Medicine Total</b>	<b>39</b>	<b>35</b>	<b>15</b>	<b>0</b>	<b>0</b>	<b>89</b>	<b>4</b>	<b>5</b>	<b>1</b>	<b>0</b>	<b>0</b>	<b>10</b>
Anesthesiology	2	2	1	2	2	<b>9</b>	0	0	0	0	0	<b>0</b>
Psychiatry	5	1	0	2	2	<b>10</b>	1	0	3	0	0	<b>4</b>
Public Health & Preventive Medicine	1	0	1	1	1	<b>4</b>	1	3	0	0	1	<b>5</b>
<b>Other Specialty Total</b>	<b>8</b>	<b>3</b>	<b>2</b>	<b>5</b>	<b>5</b>	<b>23</b>	<b>2</b>	<b>3</b>	<b>3</b>	<b>0</b>	<b>1</b>	<b>9</b>
Internal Medicine	6	6	3	0	0	<b>15</b>	2	1	0	3	0	<b>6</b>
<b>Internal Medicine Total</b>	<b>6</b>	<b>6</b>	<b>3</b>	<b>0</b>	<b>0</b>	<b>15</b>	<b>2</b>	<b>1</b>	<b>0</b>	<b>3</b>	<b>0</b>	<b>6</b>
Pediatrics	3	3	4	1	0	<b>11</b>	0	1	1	1	0	<b>3</b>
<b>Pediatrics Total</b>	<b>3</b>	<b>3</b>	<b>4</b>	<b>1</b>	<b>0</b>	<b>11</b>	<b>0</b>	<b>1</b>	<b>1</b>	<b>1</b>	<b>0</b>	<b>3</b>
General Surgery	2	1	3	1	2	<b>9</b>	0	0	0	0	0	<b>0</b>
Orthopedic Surgery	1	1	0	0	1	<b>3</b>	1	1	0	2	1	<b>5</b>
<b>Surgery Total</b>	<b>3</b>	<b>2</b>	<b>3</b>	<b>1</b>	<b>3</b>	<b>12</b>	<b>1</b>	<b>1</b>	<b>0</b>	<b>2</b>	<b>1</b>	<b>5</b>
<b>Grand Total</b>	<b>59</b>	<b>49</b>	<b>27</b>	<b>7</b>	<b>8</b>	<b>150</b>	<b>9</b>	<b>11</b>	<b>5</b>	<b>6</b>	<b>2</b>	<b>33</b>

	<b>POOL C</b>		<b>POOL D</b>		<b>POOL E</b>		<b>TOTALS</b>			
	<b>PGY</b>	<b>TOTAL</b>	<b>FELLOW</b>	<b>TOTAL</b>	<b>FELLOW</b>	<b>TOTAL</b>	<b>PGY-1</b>	<b>All</b>	<b>All</b>	<b>GRAND</b>
							<b>only</b>	<b>PGYs</b>	<b>Fellows</b>	<b>TOTAL</b>
Family Medicine	0	<b>0</b>	0	<b>0</b>	0	<b>0</b>	<b>43</b>	<b>93</b>	<b>0</b>	<b>93</b>
F.M./ Emergency Medicine	0	<b>0</b>	0	<b>0</b>	0	<b>0</b>	<b>0</b>	<b>6</b>	<b>0</b>	<b>6</b>
<b>Family Medicine Total</b>	<b>0</b>	<b>0</b>	<b>0</b>	<b>0</b>	<b>0</b>	<b>0</b>	<b>43</b>	<b>99</b>	<b>0</b>	<b>99</b>
Anesthesiology	0	<b>0</b>	0	<b>0</b>	0	<b>0</b>	<b>2</b>	<b>9</b>	<b>0</b>	<b>9</b>
Psychiatry	0	<b>0</b>	0	<b>0</b>	0	<b>0</b>	<b>6</b>	<b>14</b>	<b>0</b>	<b>14</b>
Public Health & Preventive Medicine	0	<b>0</b>	0	<b>0</b>	0	<b>0</b>	<b>2</b>	<b>9</b>	<b>0</b>	<b>9</b>
<b>Other Specialty Total</b>	<b>0</b>	<b>0</b>	<b>0</b>	<b>0</b>	<b>0</b>	<b>0</b>	<b>10</b>	<b>32</b>	<b>0</b>	<b>32</b>
Internal Medicine	0	<b>0</b>	0	<b>0</b>	0	<b>0</b>	<b>8</b>	<b>21</b>	<b>0</b>	<b>21</b>
<b>Internal Medicine Total</b>	<b>0</b>	<b>0</b>	<b>0</b>	<b>0</b>	<b>0</b>	<b>0</b>	<b>8</b>	<b>21</b>	<b>0</b>	<b>21</b>
Pediatrics	0	<b>0</b>	0	<b>0</b>	0	<b>0</b>	<b>3</b>	<b>14</b>	<b>0</b>	<b>14</b>
<b>Pediatrics Total</b>	<b>0</b>	<b>0</b>	<b>0</b>	<b>0</b>	<b>0</b>	<b>0</b>	<b>3</b>	<b>14</b>	<b>0</b>	<b>14</b>
General Surgery	0	<b>0</b>	0	<b>0</b>	0	<b>0</b>	<b>2</b>	<b>9</b>	<b>0</b>	<b>9</b>
Orthopedic Surgery	0	<b>0</b>	0	<b>0</b>	0	<b>0</b>	<b>2</b>	<b>8</b>	<b>0</b>	<b>8</b>
<b>Surgery Total</b>	<b>0</b>	<b>0</b>	<b>0</b>	<b>0</b>	<b>0</b>	<b>0</b>	<b>4</b>	<b>17</b>	<b>0</b>	<b>17</b>
<b>Grand Total</b>	<b>0</b>	<b>0</b>	<b>0</b>	<b>0</b>	<b>0</b>	<b>0</b>	<b>68</b>	<b>183</b>	<b>0</b>	<b>183</b>

SOURCE: Ontario Postgraduate Registry, November 2018  
 Ontario Physician Human Resources Data Centre  
 Prepared December 2018

Note: Re-entry, Repatriation and International Medical Graduate (IMG) trainees are included in these tables - see Part 3 for details



**Table 1.22 Postgraduate Medical Trainees at the Northern Ontario School of Medicine by Program, Pool and Level of Training - NOT Funded by CEB**

<b>NOSM</b>	<b>POOL A</b>						<b>POOL B</b>					
						<b>TOTAL</b>						<b>TOTAL</b>
	<b>PGY-1</b>	<b>PGY-2</b>	<b>PGY-3</b>	<b>PGY-4</b>	<b>PGY-5</b>		<b>PGY-1</b>	<b>PGY-2</b>	<b>PGY-3</b>	<b>PGY-4</b>	<b>PGY-5</b>	
Family Medicine	0	3	0	0	0	3	0	0	0	0	0	0
F.M./ Emergency Medicine	0	0	0	0	0	0	0	0	0	0	0	0
<b>Family Medicine Total</b>	<b>0</b>	<b>3</b>	<b>0</b>	<b>0</b>	<b>0</b>	<b>3</b>	<b>0</b>	<b>0</b>	<b>0</b>	<b>0</b>	<b>0</b>	<b>0</b>
Anesthesiology	0	0	0	0	0	0	0	0	0	0	0	0
Psychiatry	0	0	0	0	0	0	0	0	0	0	0	0
Public Health & Preventive Medicine	0	0	0	0	0	0	0	0	0	0	0	0
<b>Other Specialty Total</b>	<b>0</b>	<b>0</b>	<b>0</b>	<b>0</b>	<b>0</b>	<b>0</b>	<b>0</b>	<b>0</b>	<b>0</b>	<b>0</b>	<b>0</b>	<b>0</b>
Internal Medicine	0	0	0	0	0	0	0	0	0	0	0	0
<b>Internal Medicine Total</b>	<b>0</b>	<b>0</b>	<b>0</b>	<b>0</b>	<b>0</b>	<b>0</b>	<b>0</b>	<b>0</b>	<b>0</b>	<b>0</b>	<b>0</b>	<b>0</b>
Pediatrics	0	0	0	0	0	0	0	0	0	0	0	0
<b>Pediatrics Total</b>	<b>0</b>	<b>0</b>	<b>0</b>	<b>0</b>	<b>0</b>	<b>0</b>	<b>0</b>	<b>0</b>	<b>0</b>	<b>0</b>	<b>0</b>	<b>0</b>
General Surgery	0	0	0	0	0	0	0	0	0	0	0	0
Orthopedic Surgery	0	0	0	0	0	0	0	0	0	0	0	0
<b>Surgery Total</b>	<b>0</b>	<b>0</b>	<b>0</b>	<b>0</b>	<b>0</b>	<b>0</b>	<b>0</b>	<b>0</b>	<b>0</b>	<b>0</b>	<b>0</b>	<b>0</b>
<b>Grand Total</b>	<b>0</b>	<b>3</b>	<b>0</b>	<b>0</b>	<b>0</b>	<b>3</b>	<b>0</b>	<b>0</b>	<b>0</b>	<b>0</b>	<b>0</b>	<b>0</b>

	<b>POOL C</b>		<b>POOL D</b>		<b>POOL E</b>		<b>TOTALS</b>			
	<b>TOTAL</b>		<b>TOTAL</b>		<b>TOTAL</b>		<b>PGY-1</b>	<b>All</b>	<b>All</b>	<b>GRAND</b>
	<b>PGY</b>		<b>FELLOW</b>		<b>FELLOW</b>		<b>only</b>	<b>PGYs</b>	<b>Fellows</b>	<b>TOTAL</b>
Family Medicine	0	0	0	0	0	0	0	3	0	3
F.M./ Emergency Medicine	0	0	0	0	0	0	0	0	0	0
<b>Family Medicine Total</b>	<b>0</b>	<b>0</b>	<b>0</b>	<b>0</b>	<b>0</b>	<b>0</b>	<b>0</b>	<b>0</b>	<b>0</b>	<b>0</b>
Anesthesiology	0	0	0	0	0	0	0	0	0	0
Psychiatry	0	0	0	0	0	0	0	0	0	0
Public Health & Preventive Medicine	0	0	0	0	0	0	0	0	0	0
<b>Other Specialty Total</b>	<b>0</b>	<b>0</b>	<b>0</b>	<b>0</b>	<b>0</b>	<b>0</b>	<b>0</b>	<b>0</b>	<b>0</b>	<b>0</b>
Internal Medicine	0	0	0	0	0	0	0	0	0	0
<b>Internal Medicine Total</b>	<b>0</b>	<b>0</b>	<b>0</b>	<b>0</b>	<b>0</b>	<b>0</b>	<b>0</b>	<b>0</b>	<b>0</b>	<b>0</b>
Pediatrics	0	0	0	0	0	0	0	0	0	0
<b>Pediatrics Total</b>	<b>0</b>	<b>0</b>	<b>0</b>	<b>0</b>	<b>0</b>	<b>0</b>	<b>0</b>	<b>0</b>	<b>0</b>	<b>0</b>
General Surgery	0	0	0	0	0	0	0	0	0	0
Orthopedic Surgery	0	0	0	0	0	0	0	0	0	0
<b>Surgery Total</b>	<b>0</b>	<b>0</b>	<b>0</b>	<b>0</b>	<b>0</b>	<b>0</b>	<b>0</b>	<b>0</b>	<b>0</b>	<b>0</b>
<b>Grand Total</b>	<b>0</b>	<b>0</b>	<b>0</b>	<b>0</b>	<b>0</b>	<b>0</b>	<b>0</b>	<b>3</b>	<b>0</b>	<b>3</b>

SOURCE: Ontario Postgraduate Registry, November 2018  
 Ontario Physician Human Resources Data Centre  
 Prepared December 2018

Note: Re-entry, Repatriation and International Medical Graduate (IMG) trainees are included in these tables - see Part 3 for details





**Table 1.30 Postgraduate Medical Trainees at the University of Ottawa by Program, Pool and Level of Training - All Funding Groups**

Ottawa	POOL C							POOL D		POOL E		TOTALS			
	PGY-1	PGY-2	PGY-3	PGY-4	PGY-5	PGY-6	TOTAL	FELLOW	TOTAL	FELLOW	TOTAL	PGY-1 only	All PGYs	All Fellows	GRAND TOTAL
	Family Medicine	0	0	0	0	0	0	0	0	0	0	0	78	155	0
F.M./ Emergency Medicine	0	0	0	0	0	0	0	0	0	0	0	0	5	0	5
<b>Family Medicine Total</b>	<b>0</b>	<b>0</b>	<b>0</b>	<b>0</b>	<b>0</b>	<b>0</b>	<b>0</b>	<b>0</b>	<b>0</b>	<b>0</b>	<b>0</b>	<b>78</b>	<b>160</b>	<b>0</b>	<b>160</b>
Anesthesiology	0	1	0	0	0	0	1	12	12	4	4	12	55	16	71
Critical Care Medicine	0	0	0	0	0	0	0	0	0	1	1	0	3	1	4
Diagnostic Radiology	0	0	0	0	0	0	0	3	3	12	12	6	31	15	46
Emergency Medicine	0	0	0	0	0	0	0	3	3	2	2	9	48	5	53
Medical Genetics	0	0	0	0	0	0	0	1	1	0	0	1	5	1	6
Neuroradiology	0	0	0	0	0	0	0	0	0	4	4	0	0	4	4
Nuclear Medicine	0	0	0	0	0	0	0	0	0	3	3	0	0	3	3
Physical Medicine & Rehab.	0	0	0	0	0	0	0	0	0	0	0	2	10	0	10
Psychiatry	0	0	0	0	0	0	0	0	0	0	0	15	65	0	65
Psychiatry - Child & Adolescent	0	0	0	0	0	0	0	0	0	1	1	0	3	1	4
Psychiatry - Geriatric	0	0	0	0	0	0	0	0	0	0	0	0	2	0	2
Public Health & Preventive Medicine	0	0	0	0	0	0	0	0	0	0	0	2	8	0	8
Radiation Oncology	1	1	1	1	0	0	4	2	2	2	2	3	13	4	17
<b>Other Specialty Total</b>	<b>1</b>	<b>2</b>	<b>1</b>	<b>1</b>	<b>0</b>	<b>0</b>	<b>5</b>	<b>21</b>	<b>21</b>	<b>29</b>	<b>29</b>	<b>50</b>	<b>243</b>	<b>50</b>	<b>293</b>
Internal Medicine	1	1	1	0	0	0	3	0	0	0	0	30	94	0	94
Cardiology	0	0	0	1	1	1	3	2	2	7	7	0	12	9	21
Dermatology	0	0	0	0	0	0	0	2	2	1	1	2	16	3	19
Endocrinology & Metabolism	0	0	0	1	0	0	1	0	0	2	2	0	5	2	7
Gastroenterology	0	0	0	1	1	0	2	1	1	2	2	0	6	3	9
General Internal Medicine	0	0	0	0	0	0	0	0	0	0	0	0	7	0	7
Geriatric Medicine	0	0	0	0	0	0	0	0	0	0	0	0	5	0	5
Hematology	0	0	0	0	1	0	1	3	3	6	6	0	6	9	15
Infectious Diseases	0	0	0	0	0	0	0	2	2	0	0	0	2	2	4
Medical Oncology	0	0	0	0	0	0	0	2	2	4	4	0	3	6	9
Nephrology	0	0	0	0	0	0	0	1	1	4	4	0	3	5	8
Neurology	0	0	0	0	0	0	0	2	2	2	2	4	19	4	23
Respirology	0	0	0	0	0	0	0	2	2	0	0	0	5	2	7
Rheumatology	0	0	0	0	0	0	0	0	0	2	2	0	4	2	6
<b>Internal Medicine Total</b>	<b>1</b>	<b>1</b>	<b>1</b>	<b>3</b>	<b>3</b>	<b>1</b>	<b>10</b>	<b>17</b>	<b>17</b>	<b>30</b>	<b>30</b>	<b>36</b>	<b>187</b>	<b>47</b>	<b>234</b>
Pediatrics	0	1	0	0	0	0	1	2	2	2	2	13	45	4	49
Critical Care Medicine - Pediatric	0	0	0	0	0	0	0	1	1	0	0	0	4	1	5
Emergency Medicine - Pediatric	0	0	0	0	0	0	0	0	0	0	0	0	8	0	8
Endocrinology & Metabolism - Pediatric	0	0	0	0	0	0	0	0	0	0	0	0	3	0	3
Hematology / Oncology - Pediatric	0	0	0	0	0	0	0	0	0	3	3	0	1	3	4
Infectious Diseases - Pediatric	0	0	0	0	0	0	0	2	2	0	0	0	1	2	3
Neonatal-Perinatal Medicine	0	0	0	0	0	0	0	2	2	4	4	0	1	6	7
Nephrology - Pediatric	0	0	0	0	0	0	0	0	0	1	1	0	1	1	2
Neurology - Pediatric	0	0	0	0	0	0	0	0	0	1	1	1	4	1	5
Radiology - Pediatric	0	0	0	0	0	0	0	1	1	4	4	0	0	5	5
<b>Pediatrics Total</b>	<b>0</b>	<b>1</b>	<b>0</b>	<b>0</b>	<b>0</b>	<b>0</b>	<b>1</b>	<b>8</b>	<b>8</b>	<b>15</b>	<b>15</b>	<b>14</b>	<b>68</b>	<b>23</b>	<b>91</b>
General Surgery	0	0	0	0	0	0	0	3	3	0	0	6	30	3	33
Cardiac Surgery	0	0	0	0	0	0	0	0	0	2	2	0	7	2	9
Colorectal Surgery	0	0	0	0	0	0	0	0	0	0	0	0	2	0	2
General Surgical Oncology	0	0	0	0	0	0	0	0	0	0	0	0	2	0	2
Gynecologic Oncology	0	0	0	0	0	0	0	0	0	1	1	0	1	1	2
Gyn Reprod Endocrinology & Infertility	0	0	0	0	0	0	0	0	0	0	0	0	3	0	3
Maternal Fetal Medicine	0	0	0	0	0	0	0	1	1	4	4	0	2	5	7
Neurosurgery	2	0	0	2	2	0	6	2	2	5	5	4	12	7	19
Obstetrics & Gynecology	0	0	0	0	0	0	0	4	4	1	1	7	32	5	37
Ophthalmology	1	0	0	0	0	0	1	1	1	5	5	3	17	6	23
Orthopedic Surgery	1	1	1	0	0	0	3	8	8	7	7	6	33	15	48
Otolaryngology - Head & Neck Surgery	0	1	0	0	0	0	1	1	1	3	3	2	11	4	15
Pediatric General Surgery	0	0	0	0	0	0	0	1	1	0	0	0	1	1	2
Plastic Surgery	0	0	0	0	0	0	0	0	0	0	0	2	10	0	10
Thoracic Surgery	0	0	0	0	0	1	1	0	0	0	0	0	3	0	3
Urology	0	0	0	0	0	0	0	1	1	1	1	4	19	2	21
Vascular Surgery	0	0	0	0	0	0	0	0	0	0	0	1	7	0	7
<b>Surgery Total</b>	<b>4</b>	<b>2</b>	<b>1</b>	<b>2</b>	<b>2</b>	<b>1</b>	<b>12</b>	<b>22</b>	<b>22</b>	<b>29</b>	<b>29</b>	<b>35</b>	<b>192</b>	<b>51</b>	<b>243</b>
Anatomical Pathology	0	0	0	0	0	0	0	0	0	0	0	3	15	0	15
Hematological Pathology	0	0	0	0	0	0	0	0	0	0	0	0	1	0	1
Medical Microbiology	0	0	0	0	0	0	0	0	0	0	0	0	3	0	3
<b>Laboratory Medicine Total</b>	<b>0</b>	<b>0</b>	<b>0</b>	<b>0</b>	<b>0</b>	<b>0</b>	<b>0</b>	<b>0</b>	<b>0</b>	<b>0</b>	<b>0</b>	<b>3</b>	<b>19</b>	<b>0</b>	<b>19</b>
Areas of Focused Competence	0	0	0	0	0	0	0	6	6	10	10	0	0	16	16
Clinician Investigator	0	0	0	0	0	0	0	0	0	0	0	0	11	0	11
Palliative Medicine	0	0	0	0	0	0	0	0	0	0	0	0	5	0	5
<b>Special Program Total</b>	<b>0</b>	<b>0</b>	<b>0</b>	<b>0</b>	<b>0</b>	<b>0</b>	<b>0</b>	<b>6</b>	<b>6</b>	<b>10</b>	<b>10</b>	<b>0</b>	<b>16</b>	<b>16</b>	<b>32</b>
<b>Grand Total</b>	<b>6</b>	<b>6</b>	<b>3</b>	<b>6</b>	<b>5</b>	<b>2</b>	<b>28</b>	<b>74</b>	<b>74</b>	<b>113</b>	<b>113</b>	<b>216</b>	<b>885</b>	<b>187</b>	<b>1072</b>

SOURCE: Ontario Postgraduate Registry, November 2018  
 Ontario Physician Human Resources Data Centre  
 Prepared December 2018

Note: Re-entry, Repatriation and International Medical Graduate (IMG) trainees are included in these tables - see Part 3 for details

**Table 1.31 Postgraduate Medical Trainees at the University of Ottawa by Program, Pool and Level of Training - Funded by CEB**

<i>Ottawa</i>	POOL A									TOTAL
	PGY-1	PGY-2	PGY-3	PGY-4	PGY-5	PGY-6	PGY-7	PGY-8	PGY-9	
Family Medicine	60	53	12	0	0	0	0	0	0	125
F.M./ Emergency Medicine	0	0	5	0	0	0	0	0	0	5
<b>Family Medicine Total</b>	<b>60</b>	<b>53</b>	<b>17</b>	<b>0</b>	<b>0</b>	<b>0</b>	<b>0</b>	<b>0</b>	<b>0</b>	<b>130</b>
Anesthesiology	9	8	9	11	5	0	0	0	0	42
Critical Care Medicine	0	0	0	1	0	1	0	0	0	2
Diagnostic Radiology	5	3	3	5	2	0	0	0	0	18
Emergency Medicine	7	7	7	8	8	0	0	0	0	37
Medical Genetics	1	1	0	1	1	0	0	0	0	4
Physical Medicine & Rehab.	2	2	1	1	1	0	0	0	0	7
Psychiatry	11	9	12	10	8	0	0	0	0	50
Psychiatry - Child & Adolescent	0	0	0	0	0	1	0	0	0	1
Psychiatry - Geriatric	0	0	0	0	0	1	0	0	0	1
Public Health & Preventive Medicine	1	1	3	1	0	0	0	0	0	6
Radiation Oncology	2	2	0	2	0	0	0	0	0	6
<b>Other Specialty Total</b>	<b>38</b>	<b>33</b>	<b>35</b>	<b>40</b>	<b>25</b>	<b>3</b>	<b>0</b>	<b>0</b>	<b>0</b>	<b>174</b>
Internal Medicine	24	24	23	2	0	0	0	0	0	73
Cardiology	0	0	0	3	2	3	0	0	0	8
Dermatology	2	3	2	3	4	0	0	0	0	14
Endocrinology & Metabolism	0	0	0	2	2	0	0	0	0	4
Gastroenterology	0	0	0	2	1	0	0	0	0	3
General Internal Medicine	0	0	0	3	4	0	0	0	0	7
Geriatric Medicine	0	0	0	1	2	0	0	0	0	3
Hematology	0	0	0	3	2	0	0	0	0	5
Infectious Diseases	0	0	0	2	0	0	0	0	0	2
Medical Oncology	0	0	0	1	1	0	0	0	0	2
Nephrology	0	0	0	2	1	0	0	0	0	3
Neurology	3	3	2	4	3	0	0	0	0	15
Respirology	0	0	0	1	2	0	0	0	0	3
Rheumatology	0	0	0	1	0	0	0	0	0	1
<b>Internal Medicine Total</b>	<b>29</b>	<b>30</b>	<b>27</b>	<b>30</b>	<b>24</b>	<b>3</b>	<b>0</b>	<b>0</b>	<b>0</b>	<b>143</b>
Pediatrics	11	10	11	5	0	0	0	0	0	37
Critical Care Medicine - Pediatric	0	0	0	2	1	0	0	0	0	3
Emergency Medicine - Pediatric	0	0	0	2	2	1	0	0	0	5
Endocrinology & Metabolism - Pediatric	0	0	0	2	0	0	0	0	0	2
Hematology / Oncology - Pediatric	0	0	0	0	0	1	0	0	0	1
Infectious Diseases - Pediatric	0	0	0	1	0	0	0	0	0	1
Neonatal-Perinatal Medicine	0	0	0	0	0	0	0	0	0	0
Nephrology - Pediatric	0	0	0	1	0	0	0	0	0	1
Neurology - Pediatric	1	0	1	1	0	0	0	0	0	3
<b>Pediatrics Total</b>	<b>12</b>	<b>10</b>	<b>12</b>	<b>14</b>	<b>3</b>	<b>2</b>	<b>0</b>	<b>0</b>	<b>0</b>	<b>53</b>
General Surgery	5	4	5	4	4	1	2	0	0	25
Cardiac Surgery	0	1	1	1	1	1	0	0	0	5
Colorectal Surgery	0	0	0	0	0	1	1	0	0	2
General Surgical Oncology	0	0	0	0	0	1	1	0	0	2
Gynecologic Oncology	0	0	0	0	0	0	1	0	0	1
Gyn Reprod Endocrinology & Infertility	0	0	0	0	0	1	1	0	0	2
Maternal Fetal Medicine	0	0	0	0	0	1	1	0	0	2
Neurosurgery	1	0	0	1	0	1	1	0	1	5
Obstetrics & Gynecology	5	4	4	4	7	1	0	0	0	25
Ophthalmology	1	2	2	4	4	0	0	0	0	13
Orthopedic Surgery	4	4	5	3	6	1	0	0	0	23
Otolaryngology - Head & Neck Surgery	1	2	1	2	2	0	0	0	0	8
Pediatric General Surgery	0	0	0	0	0	0	1	0	0	1
Plastic Surgery	1	2	2	2	2	0	0	0	0	9
Thoracic Surgery	0	0	0	0	0	1	1	0	0	2
Urology	3	4	3	3	3	0	0	0	0	16
Vascular Surgery	1	1	1	0	1	0	0	0	0	4
<b>Surgery Total</b>	<b>22</b>	<b>24</b>	<b>24</b>	<b>24</b>	<b>30</b>	<b>10</b>	<b>10</b>	<b>0</b>	<b>1</b>	<b>145</b>
Anatomical Pathology	3	3	1	2	2	0	0	0	0	11
Hematological Pathology	0	0	0	0	0	0	0	0	0	0
Medical Microbiology	0	0	0	1	0	0	0	0	0	1
<b>Laboratory Medicine Total</b>	<b>3</b>	<b>3</b>	<b>1</b>	<b>3</b>	<b>2</b>	<b>0</b>	<b>0</b>	<b>0</b>	<b>0</b>	<b>12</b>
Clinician Investigator	0	0	2	2	1	1	1	1	0	8
Palliative Medicine	0	0	3	1	0	0	0	0	0	4
<b>Special Program Total</b>	<b>0</b>	<b>0</b>	<b>5</b>	<b>3</b>	<b>1</b>	<b>1</b>	<b>1</b>	<b>1</b>	<b>0</b>	<b>12</b>
<b>Grand Total</b>	<b>164</b>	<b>153</b>	<b>121</b>	<b>114</b>	<b>85</b>	<b>19</b>	<b>11</b>	<b>1</b>	<b>1</b>	<b>669</b>

SOURCE: Ontario Postgraduate Registry, November 2018  
 Ontario Physician Human Resources Data Centre  
 Prepared December 2018

Note: Re-entry, Repatriation and International Medical Graduate (IMG) trainees are included in these tables - see Part 3 for detail

**Table 1.31 Postgraduate Medical Trainees at the University of Ottawa by Program, Pool and Level of Training - Funded by CEB**

<b>Ottawa</b>	<b>POOL B</b>						<b>TOTAL</b>	<b>TOTALS</b>			
	<b>PGY-1</b>	<b>PGY-2</b>	<b>PGY-3</b>	<b>PGY-4</b>	<b>PGY-5</b>	<b>PGY-6</b>		<b>PGY-1 only</b>	<b>All PGYs</b>	<b>All Fellows</b>	<b>GRAND TOTAL</b>
Family Medicine	15	9	3	0	0	0	27	75	152	0	152
F.M./ Emergency Medicine	0	0	0	0	0	0	0	0	5	0	5
<b>Family Medicine Total</b>	<b>15</b>	<b>9</b>	<b>3</b>	<b>0</b>	<b>0</b>	<b>0</b>	<b>27</b>	<b>75</b>	<b>157</b>	<b>0</b>	<b>157</b>
Anesthesiology	3	1	3	1	1	0	9	12	51	0	51
Critical Care Medicine	0	0	0	0	0	0	0	0	2	0	2
Diagnostic Radiology	1	3	4	2	3	0	13	6	31	0	31
Emergency Medicine	2	2	2	3	2	0	11	9	48	0	48
Medical Genetics	0	0	0	0	1	0	1	1	5	0	5
Physical Medicine & Rehab.	0	0	1	0	1	0	2	2	9	0	9
Psychiatry	4	3	3	1	4	0	15	15	65	0	65
Psychiatry - Child & Adolescent	0	0	0	0	0	0	0	0	0	0	0
Psychiatry - Geriatric	0	0	0	0	0	0	0	0	0	0	0
Public Health & Preventive Medicine	1	0	0	1	0	0	2	2	0	0	0
Radiation Oncology	0	1	1	1	0	0	3	0	0	0	0
<b>Other Specialty Total</b>	<b>11</b>	<b>10</b>	<b>14</b>	<b>9</b>	<b>12</b>	<b>0</b>	<b>56</b>	<b>0</b>	<b>0</b>	<b>0</b>	<b>0</b>
Internal Medicine	5	4	7	2	0	0	18	0	0	0	0
Cardiology	0	0	0	0	0	1	1	0	0	0	0
Dermatology	0	0	1	0	0	0	1	0	0	0	0
Endocrinology & Metabolism	0	0	0	0	0	0	0	0	0	0	0
Gastroenterology	0	0	0	0	1	0	1	0	0	0	0
General Internal Medicine	0	0	0	0	0	0	0	0	0	0	0
Geriatric Medicine	0	0	0	1	1	0	2	0	0	0	0
Hematology	0	0	0	0	0	0	0	0	0	0	0
Infectious Diseases	0	0	0	0	0	0	0	0	0	0	0
Medical Oncology	0	0	0	0	1	0	1	0	0	0	0
Nephrology	0	0	0	0	0	0	0	0	0	0	0
Neurology	1	1	0	2	0	0	4	4	19	0	19
Respirology	0	0	0	1	0	0	1	0	4	0	4
Rheumatology	0	0	0	1	1	0	2	0	3	0	3
<b>Internal Medicine Total</b>	<b>6</b>	<b>5</b>	<b>8</b>	<b>7</b>	<b>4</b>	<b>1</b>	<b>31</b>	<b>35</b>	<b>174</b>	<b>0</b>	<b>174</b>
Pediatrics	2	2	2	1	0	0	7	13	44	0	44
Critical Care Medicine - Pediatric	0	0	0	1	0	0	1	0	4	0	4
Emergency Medicine - Pediatric	0	0	0	0	3	0	3	0	8	0	8
Endocrinology & Metabolism - Pediatric	0	0	0	0	1	0	1	0	3	0	3
Hematology / Oncology - Pediatric	0	0	0	0	0	0	0	0	1	0	1
Infectious Diseases - Pediatric	0	0	0	0	0	0	0	0	1	0	1
Neonatal-Perinatal Medicine	0	0	0	0	1	0	1	0	1	0	1
Nephrology - Pediatric	0	0	0	0	0	0	0	0	1	0	1
Neurology - Pediatric	0	0	0	0	1	0	1	1	4	0	4
<b>Pediatrics Total</b>	<b>2</b>	<b>2</b>	<b>2</b>	<b>2</b>	<b>6</b>	<b>0</b>	<b>14</b>	<b>14</b>	<b>67</b>	<b>0</b>	<b>67</b>
General Surgery	1	1	1	1	1	0	5	6	30	0	30
Cardiac Surgery	0	0	0	0	2	0	2	0	7	0	7
Colorectal Surgery	0	0	0	0	0	0	0	0	2	0	2
General Surgical Oncology	0	0	0	0	0	0	0	0	2	0	2
Gynecologic Oncology	0	0	0	0	0	0	0	0	1	0	1
Gyn Reprod Endocrinology & Infertility	0	0	0	0	0	0	0	0	2	0	2
Maternal Fetal Medicine	0	0	0	0	0	0	0	0	2	0	2
Neurosurgery	1	0	0	0	0	0	1	2	6	0	6
Obstetrics & Gynecology	2	2	1	0	2	0	7	7	32	0	32
Ophthalmology	1	2	0	0	0	0	3	2	16	0	16
Orthopedic Surgery	1	1	1	3	0	0	6	5	29	0	29
Otolaryngology - Head & Neck Surgery	1	0	1	0	0	0	2	2	10	0	10
Pediatric General Surgery	0	0	0	0	0	0	0	0	1	0	1
Plastic Surgery	1	0	0	0	0	0	1	2	10	0	10
Thoracic Surgery	0	0	0	0	0	0	0	0	2	0	2
Urology	1	0	1	1	0	0	3	4	19	0	19
Vascular Surgery	0	0	0	0	1	0	1	1	5	0	5
<b>Surgery Total</b>	<b>9</b>	<b>6</b>	<b>5</b>	<b>5</b>	<b>6</b>	<b>0</b>	<b>31</b>	<b>31</b>	<b>176</b>	<b>0</b>	<b>176</b>
Anatomical Pathology	0	1	1	2	0	0	4	3	15	0	15
Hematological Pathology	0	0	0	1	0	0	1	0	1	0	1
Medical Microbiology	0	1	0	0	1	0	2	0	3	0	3
<b>Laboratory Medicine Total</b>	<b>0</b>	<b>2</b>	<b>1</b>	<b>3</b>	<b>1</b>	<b>0</b>	<b>7</b>	<b>3</b>	<b>19</b>	<b>0</b>	<b>19</b>
Clinician Investigator	0	0	0	0	0	0	0	0	8	0	8
Palliative Medicine	0	0	0	0	0	0	0	0	4	0	4
<b>Special Program Total</b>	<b>0</b>	<b>0</b>	<b>0</b>	<b>0</b>	<b>0</b>	<b>0</b>	<b>0</b>	<b>0</b>	<b>12</b>	<b>0</b>	<b>12</b>
<b>Grand Total</b>	<b>43</b>	<b>34</b>	<b>33</b>	<b>26</b>	<b>29</b>	<b>1</b>	<b>166</b>	<b>207</b>	<b>835</b>	<b>0</b>	<b>835</b>

SOURCE: Ontario Postgraduate Registry, November 2018  
 Ontario Physician Human Resources Data Centre  
 Prepared December 2018

Note: Re-entry, Repatriation and International Medical Graduate (IMG) trainees are included in these tables - see Part 3 for detail

**Table 1.32 Postgraduate Medical Trainees at the University of Ottawa by Program, Pool and Level of Training - NOT Funded by CEB**

<b>Ottawa</b>	<b>POOL A</b>							<b>POOL B</b>						
	<b>PGY-1</b>	<b>PGY-2</b>	<b>PGY-3</b>	<b>PGY-4</b>	<b>PGY-5</b>	<b>PGY-6</b>	<b>PGY-7</b>	<b>TOTAL</b>	<b>PGY-1</b>	<b>PGY-2</b>	<b>PGY-3</b>	<b>PGY-4</b>	<b>PGY-5</b>	<b>TOTAL</b>
Family Medicine	3	0	0	0	0	0	0	3	0	0	0	0	0	0
<b>Family Medicine Total</b>	<b>3</b>	<b>0</b>	<b>0</b>	<b>0</b>	<b>0</b>	<b>0</b>	<b>0</b>	<b>3</b>	<b>0</b>	<b>0</b>	<b>0</b>	<b>0</b>	<b>0</b>	<b>0</b>
Anesthesiology	0	0	2	1	0	0	0	3	0	0	0	0	0	0
Critical Care Medicine	0	0	0	0	1	0	0	1	0	0	0	0	0	0
Diagnostic Radiology	0	0	0	0	0	0	0	0	0	0	0	0	0	0
Emergency Medicine	0	0	0	0	0	0	0	0	0	0	0	0	0	0
Medical Genetics	0	0	0	0	0	0	0	0	0	0	0	0	0	0
Neuroradiology	0	0	0	0	0	0	0	0	0	0	0	0	0	0
Nuclear Medicine	0	0	0	0	0	0	0	0	0	0	0	0	0	0
Physical Medicine & Rehab.	0	1	0	0	0	0	0	1	0	0	0	0	0	0
Psychiatry - Child & Adolescent	0	0	0	0	0	2	0	2	0	0	0	0	0	0
Psychiatry - Geriatric	0	0	0	0	0	1	0	1	0	0	0	0	0	0
Radiation Oncology	0	0	0	0	0	0	0	0	0	0	0	0	0	0
<b>Other Specialty Total</b>	<b>0</b>	<b>1</b>	<b>2</b>	<b>1</b>	<b>1</b>	<b>3</b>	<b>0</b>	<b>8</b>	<b>0</b>	<b>0</b>	<b>0</b>	<b>0</b>	<b>0</b>	<b>0</b>
Internal Medicine	0	0	0	0	0	0	0	0	0	0	0	0	0	0
Cardiology	0	0	0	0	0	0	0	0	0	0	0	0	0	0
Dermatology	0	0	1	0	0	0	0	1	0	0	0	0	0	0
Endocrinology & Metabolism	0	0	0	0	0	0	0	0	0	0	0	0	0	0
Gastroenterology	0	0	0	0	0	0	0	0	0	0	0	0	0	0
Hematology	0	0	0	0	0	0	0	0	0	0	0	0	0	0
Infectious Diseases	0	0	0	0	0	0	0	0	0	0	0	0	0	0
Medical Oncology	0	0	0	0	0	0	0	0	0	0	0	0	0	0
Nephrology	0	0	0	0	0	0	0	0	0	0	0	0	0	0
Neurology	0	0	0	0	0	0	0	0	0	0	0	0	0	0
Respirology	0	0	0	0	0	0	0	0	0	0	0	0	1	1
Rheumatology	0	0	0	0	1	0	0	1	0	0	0	0	0	0
<b>Internal Medicine Total</b>	<b>0</b>	<b>0</b>	<b>1</b>	<b>0</b>	<b>1</b>	<b>0</b>	<b>0</b>	<b>2</b>	<b>0</b>	<b>0</b>	<b>0</b>	<b>0</b>	<b>1</b>	<b>1</b>
Pediatrics	0	0	0	0	0	0	0	0	0	0	0	0	0	0
Critical Care Medicine - Pediatric	0	0	0	0	0	0	0	0	0	0	0	0	0	0
Hematology / Oncology - Pediatric	0	0	0	0	0	0	0	0	0	0	0	0	0	0
Infectious Diseases - Pediatric	0	0	0	0	0	0	0	0	0	0	0	0	0	0
Neonatal-Perinatal Medicine	0	0	0	0	0	0	0	0	0	0	0	0	0	0
Nephrology - Pediatric	0	0	0	0	0	0	0	0	0	0	0	0	0	0
Neurology - Pediatric	0	0	0	0	0	0	0	0	0	0	0	0	0	0
Radiology - Pediatric	0	0	0	0	0	0	0	0	0	0	0	0	0	0
<b>Pediatrics Total</b>	<b>0</b>	<b>0</b>	<b>0</b>	<b>0</b>	<b>0</b>	<b>0</b>	<b>0</b>	<b>0</b>	<b>0</b>	<b>0</b>	<b>0</b>	<b>0</b>	<b>0</b>	<b>0</b>
General Surgery	0	0	0	0	0	0	0	0	0	0	0	0	0	0
Cardiac Surgery	0	0	0	0	0	0	0	0	0	0	0	0	0	0
Gynecologic Oncology	0	0	0	0	0	0	0	0	0	0	0	0	0	0
Gyn Reprod Endocrinology & Infertility	0	0	0	0	0	0	1	1	0	0	0	0	0	0
Maternal Fetal Medicine	0	0	0	0	0	0	0	0	0	0	0	0	0	0
Neurosurgery	0	0	0	0	0	0	0	0	0	0	0	0	0	0
Obstetrics & Gynecology	0	0	0	0	0	0	0	0	0	0	0	0	0	0
Ophthalmology	0	0	0	0	0	0	0	0	0	0	0	0	0	0
Orthopedic Surgery	0	0	1	0	0	0	0	1	0	0	0	0	0	0
Otolaryngology - Head & Neck Surgery	0	0	0	0	0	0	0	0	0	0	0	0	0	0
Pediatric General Surgery	0	0	0	0	0	0	0	0	0	0	0	0	0	0
Thoracic Surgery	0	0	0	0	0	0	0	0	0	0	0	0	0	0
Urology	0	0	0	0	0	0	0	0	0	0	0	0	0	0
Vascular Surgery	0	0	0	0	0	1	1	2	0	0	0	0	0	0
<b>Surgery Total</b>	<b>0</b>	<b>0</b>	<b>1</b>	<b>0</b>	<b>0</b>	<b>1</b>	<b>2</b>	<b>4</b>	<b>0</b>	<b>0</b>	<b>0</b>	<b>0</b>	<b>0</b>	<b>0</b>
<b>Laboratory Medicine Total</b>	<b>0</b>	<b>0</b>	<b>0</b>	<b>0</b>	<b>0</b>	<b>0</b>	<b>0</b>	<b>0</b>	<b>0</b>	<b>0</b>	<b>0</b>	<b>0</b>	<b>0</b>	<b>0</b>
Areas of Focused Competence	0	0	0	0	0	0	0	0	0	0	0	0	0	0
Clinician Investigator	0	0	0	0	1	2	0	3	0	0	0	0	0	0
Palliative Medicine	0	0	1	0	0	0	0	1	0	0	0	0	0	0
<b>Special Program Total</b>	<b>0</b>	<b>0</b>	<b>1</b>	<b>0</b>	<b>1</b>	<b>2</b>	<b>0</b>	<b>4</b>	<b>0</b>	<b>0</b>	<b>0</b>	<b>0</b>	<b>0</b>	<b>0</b>
<b>Grand Total</b>	<b>3</b>	<b>1</b>	<b>5</b>	<b>1</b>	<b>3</b>	<b>6</b>	<b>2</b>	<b>21</b>	<b>0</b>	<b>0</b>	<b>0</b>	<b>0</b>	<b>1</b>	<b>1</b>

SOURCE: Ontario Postgraduate Registry, November 2018  
 Ontario Physician Human Resources Data Centre  
 Prepared December 2018

Note: Re-entry, Repatriation and International Medical Graduate (IMG) trainees are included in these tables - see Part 3 for details

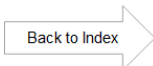


**Table 1.32 Postgraduate Medical Trainees at the University of Ottawa by Program, Pool and Level of Training - NOT Funded by CEB**

Ottawa	POOL C							POOL D		POOL E		TOTALS			
	PGY-1	PGY-2	PGY-3	PGY-4	PGY-5	PGY-6	TOTAL	FELLOW	TOTAL	FELLOW	TOTAL	PGY-1 only	All PGYs	All Fellows	GRAND TOTAL
	Family Medicine	0	0	0	0	0	0	0	0	0	0	0	3	3	0
<b>Family Medicine Total</b>	<b>0</b>	<b>0</b>	<b>0</b>	<b>0</b>	<b>0</b>	<b>0</b>	<b>0</b>	<b>0</b>	<b>0</b>	<b>0</b>	<b>0</b>	<b>3</b>	<b>3</b>	<b>0</b>	<b>3</b>
Anesthesiology	0	1	0	0	0	0	1	12	12	4	4	0	4	16	20
Critical Care Medicine	0	0	0	0	0	0	0	0	0	1	1	0	1	1	2
Diagnostic Radiology	0	0	0	0	0	0	0	3	3	12	12	0	0	15	15
Emergency Medicine	0	0	0	0	0	0	0	3	3	2	2	0	0	5	5
Medical Genetics	0	0	0	0	0	0	0	1	1	0	0	0	0	1	1
Neuroradiology	0	0	0	0	0	0	0	0	0	4	4	0	0	4	4
Nuclear Medicine	0	0	0	0	0	0	0	0	0	3	3	0	0	3	3
Physical Medicine & Rehab.	0	0	0	0	0	0	0	0	0	0	0	0	1	0	1
Psychiatry - Child & Adolescent	0	0	0	0	0	0	0	0	0	1	1	0	2	1	3
Psychiatry - Geriatric	0	0	0	0	0	0	0	0	0	0	0	0	1	0	1
Radiation Oncology	1	1	1	1	0	0	4	2	2	2	2	1	4	4	8
<b>Other Specialty Total</b>	<b>1</b>	<b>2</b>	<b>1</b>	<b>1</b>	<b>0</b>	<b>0</b>	<b>5</b>	<b>21</b>	<b>21</b>	<b>29</b>	<b>29</b>	<b>1</b>	<b>13</b>	<b>50</b>	<b>63</b>
Internal Medicine	1	1	1	0	0	0	3	0	0	0	0	1	3	0	3
Cardiology	0	0	0	1	1	1	3	2	2	7	7	0	3	9	12
Dermatology	0	0	0	0	0	0	0	2	2	1	1	0	1	3	4
Endocrinology & Metabolism	0	0	0	1	0	0	1	0	0	2	2	0	1	2	3
Gastroenterology	0	0	0	1	1	0	2	1	1	2	2	0	2	3	5
Hematology	0	0	0	0	1	0	1	3	3	6	6	0	1	9	10
Infectious Diseases	0	0	0	0	0	0	0	2	2	0	0	0	0	2	2
Medical Oncology	0	0	0	0	0	0	0	2	2	4	4	0	0	6	6
Nephrology	0	0	0	0	0	0	0	1	1	4	4	0	0	5	5
Neurology	0	0	0	0	0	0	0	2	2	2	2	0	0	4	4
Respirology	0	0	0	0	0	0	0	2	2	0	0	0	1	2	3
Rheumatology	0	0	0	0	0	0	0	0	0	2	2	0	1	2	3
<b>Internal Medicine Total</b>	<b>1</b>	<b>1</b>	<b>1</b>	<b>3</b>	<b>3</b>	<b>1</b>	<b>10</b>	<b>17</b>	<b>17</b>	<b>30</b>	<b>30</b>	<b>1</b>	<b>13</b>	<b>47</b>	<b>60</b>
Pediatrics	0	1	0	0	0	0	1	2	2	2	2	0	1	4	5
Critical Care Medicine - Pediatric	0	0	0	0	0	0	0	1	1	0	0	0	0	1	1
Hematology / Oncology - Pediatric	0	0	0	0	0	0	0	0	0	3	3	0	0	3	3
Infectious Diseases - Pediatric	0	0	0	0	0	0	0	2	2	0	0	0	0	2	2
Neonatal-Perinatal Medicine	0	0	0	0	0	0	0	2	2	4	4	0	0	6	6
Nephrology - Pediatric	0	0	0	0	0	0	0	0	0	1	1	0	0	1	1
Neurology - Pediatric	0	0	0	0	0	0	0	0	0	1	1	0	0	1	1
Radiology - Pediatric	0	0	0	0	0	0	0	1	1	4	4	0	0	5	5
<b>Pediatrics Total</b>	<b>0</b>	<b>1</b>	<b>0</b>	<b>0</b>	<b>0</b>	<b>0</b>	<b>1</b>	<b>8</b>	<b>8</b>	<b>15</b>	<b>15</b>	<b>0</b>	<b>1</b>	<b>23</b>	<b>24</b>
General Surgery	0	0	0	0	0	0	0	3	3	0	0	0	0	3	3
Cardiac Surgery	0	0	0	0	0	0	0	0	0	2	2	0	0	2	2
Gynecologic Oncology	0	0	0	0	0	0	0	0	0	1	1	0	0	1	1
Gyn Reprod Endocrinology & Infertility	0	0	0	0	0	0	0	0	0	0	0	0	1	0	1
Maternal Fetal Medicine	0	0	0	0	0	0	0	1	1	4	4	0	0	5	5
Neurosurgery	2	0	0	2	2	0	6	2	2	5	5	2	6	7	13
Obstetrics & Gynecology	0	0	0	0	0	0	0	4	4	1	1	0	0	5	5
Ophthalmology	1	0	0	0	0	0	1	1	1	5	5	1	1	6	7
Orthopedic Surgery	1	1	1	0	0	0	3	8	8	7	7	1	4	15	19
Otolaryngology - Head & Neck Surgery	0	1	0	0	0	0	1	1	1	3	3	0	1	4	5
Pediatric General Surgery	0	0	0	0	0	0	0	1	1	0	0	0	0	1	1
Thoracic Surgery	0	0	0	0	0	1	1	0	0	0	0	0	1	0	1
Urology	0	0	0	0	0	0	0	1	1	1	1	0	0	2	2
Vascular Surgery	0	0	0	0	0	0	0	0	0	0	0	0	2	0	2
<b>Surgery Total</b>	<b>4</b>	<b>2</b>	<b>1</b>	<b>2</b>	<b>2</b>	<b>1</b>	<b>12</b>	<b>22</b>	<b>22</b>	<b>29</b>	<b>29</b>	<b>4</b>	<b>16</b>	<b>51</b>	<b>67</b>
<b>Laboratory Medicine Total</b>	<b>0</b>	<b>0</b>	<b>0</b>	<b>0</b>	<b>0</b>	<b>0</b>	<b>0</b>	<b>0</b>	<b>0</b>	<b>0</b>	<b>0</b>	<b>0</b>	<b>0</b>	<b>0</b>	<b>0</b>
Areas of Focused Competence	0	0	0	0	0	0	0	6	6	10	10	0	0	0	0
Clinician Investigator	0	0	0	0	0	0	0	0	0	0	0	0	3	0	3
Palliative Medicine	0	0	0	0	0	0	0	0	0	0	0	0	1	0	1
<b>Special Program Total</b>	<b>0</b>	<b>0</b>	<b>0</b>	<b>0</b>	<b>0</b>	<b>0</b>	<b>0</b>	<b>6</b>	<b>6</b>	<b>10</b>	<b>10</b>	<b>0</b>	<b>4</b>	<b>16</b>	<b>20</b>
<b>Grand Total</b>	<b>6</b>	<b>6</b>	<b>3</b>	<b>6</b>	<b>5</b>	<b>2</b>	<b>28</b>	<b>74</b>	<b>74</b>	<b>113</b>	<b>113</b>	<b>9</b>	<b>50</b>	<b>187</b>	<b>237</b>

SOURCE: Ontario Postgraduate Registry, November 2018  
 Ontario Physician Human Resources Data Centre  
 Prepared December 2018

Note: Re-entry, Repatriation and International Medical Graduate (IMG) trainees are included in these tables - see Part 3 for details



**Table 1.40 Postgraduate Medical Trainees at Queen's University by Program, Pool and Level of Training - All Funding Groups**

Queen's	POOL A							POOL B						
							TOTAL							TOTAL
	PGY-1	PGY-2	PGY-3	PGY-4	PGY-5	PGY-6		PGY-1	PGY-2	PGY-3	PGY-4	PGY-5	PGY-6	
Family Medicine	60	60	10	0	0	0	130	10	13	0	0	0	0	23
F.M./ Emergency Medicine	0	0	6	0	0	0	6	0	0	2	0	0	0	2
<b>Family Medicine Total</b>	<b>60</b>	<b>60</b>	<b>16</b>	<b>0</b>	<b>0</b>	<b>0</b>	<b>136</b>	<b>10</b>	<b>13</b>	<b>2</b>	<b>0</b>	<b>0</b>	<b>0</b>	<b>25</b>
Anesthesiology	4	3	6	3	3	0	19	0	0	0	0	0	0	0
Critical Care Medicine	0	0	0	3	1	3	7	0	0	0	0	1	0	1
Diagnostic Radiology	3	3	3	2	1	0	12	0	0	1	0	2	0	3
Emergency Medicine	6	4	4	5	2	0	21	0	0	0	0	0	0	0
Physical Medicine & Rehab.	1	1	1	1	1	0	5	0	0	0	0	0	0	0
Psychiatry	4	4	3	1	3	0	15	3	3	3	4	1	0	14
Psychiatry - Child & Adolescent	0	0	0	0	0	0	0	0	0	0	0	0	1	1
Psychiatry - Geriatric	0	0	0	0	0	0	0	0	0	0	0	0	1	1
Public Health & Preventive Medicine	2	3	2	3	2	0	12	0	0	0	0	0	0	0
Radiation Oncology	2	1	2	1	1	0	7	0	0	1	0	0	0	1
<b>Other Specialty Total</b>	<b>22</b>	<b>19</b>	<b>21</b>	<b>19</b>	<b>14</b>	<b>3</b>	<b>98</b>	<b>3</b>	<b>3</b>	<b>5</b>	<b>4</b>	<b>4</b>	<b>2</b>	<b>21</b>
Internal Medicine	15	16	15	1	0	0	47	4	3	4	0	0	0	11
Cardiology	0	0	0	0	2	1	3	0	0	0	2	0	1	3
Gastroenterology	0	0	0	1	2	0	3	0	0	0	1	0	0	1
General Internal Medicine	0	0	0	4	3	0	7	0	0	0	1	1	0	2
Hematology	0	0	0	2	1	0	3	0	0	0	1	1	0	2
Medical Oncology	0	0	0	1	1	0	2	0	0	0	1	0	0	1
Nephrology	0	0	0	1	1	0	2	0	0	0	1	0	0	1
Neurology	2	2	2	2	2	0	10	0	0	0	1	1	0	2
Respirology	0	0	0	2	2	0	4	0	0	0	0	0	0	0
Rheumatology	0	0	0	1	1	0	2	0	0	0	1	1	0	2
<b>Internal Medicine Total</b>	<b>17</b>	<b>18</b>	<b>17</b>	<b>15</b>	<b>15</b>	<b>1</b>	<b>83</b>	<b>4</b>	<b>3</b>	<b>4</b>	<b>9</b>	<b>4</b>	<b>1</b>	<b>25</b>
Pediatrics	4	4	4	1	0	0	13	2	1	1	0	0	0	4
<b>Pediatrics Total</b>	<b>4</b>	<b>4</b>	<b>4</b>	<b>1</b>	<b>0</b>	<b>0</b>	<b>13</b>	<b>2</b>	<b>1</b>	<b>1</b>	<b>0</b>	<b>0</b>	<b>0</b>	<b>4</b>
General Surgery	3	3	2	1	3	0	12	0	0	2	0	0	0	2
Cardiac Surgery	0	0	0	0	0	0	0	0	0	0	0	0	0	0
Obstetrics & Gynecology	3	3	2	2	5	0	15	0	0	1	0	0	0	1
Ophthalmology	2	3	2	2	3	0	12	0	0	0	0	0	0	0
Orthopedic Surgery	2	2	2	1	1	0	8	0	0	1	0	0	0	1
Urology	1	1	1	1	1	0	5	0	0	0	0	0	0	0
<b>Surgery Total</b>	<b>11</b>	<b>12</b>	<b>9</b>	<b>7</b>	<b>13</b>	<b>0</b>	<b>52</b>	<b>0</b>	<b>0</b>	<b>4</b>	<b>0</b>	<b>0</b>	<b>0</b>	<b>4</b>
Anatomical Pathology	1	0	1	2	0	0	4	1	1	1	2	1	0	6
<b>Laboratory Medicine Total</b>	<b>1</b>	<b>0</b>	<b>1</b>	<b>2</b>	<b>0</b>	<b>0</b>	<b>4</b>	<b>1</b>	<b>1</b>	<b>1</b>	<b>2</b>	<b>1</b>	<b>0</b>	<b>6</b>
Areas of Focused Competence	0	0	0	0	0	0	0	0	0	0	0	0	0	0
Clinician Investigator	0	0	4	4	2	0	10	0	0	0	0	1	0	1
Palliative Medicine	0	0	0	0	0	0	0	0	0	0	1	1	0	2
<b>Special Program Total</b>	<b>0</b>	<b>0</b>	<b>4</b>	<b>4</b>	<b>2</b>	<b>0</b>	<b>10</b>	<b>0</b>	<b>0</b>	<b>0</b>	<b>1</b>	<b>2</b>	<b>0</b>	<b>3</b>
<b>Grand Total</b>	<b>115</b>	<b>113</b>	<b>72</b>	<b>48</b>	<b>44</b>	<b>4</b>	<b>396</b>	<b>20</b>	<b>21</b>	<b>17</b>	<b>16</b>	<b>11</b>	<b>3</b>	<b>88</b>

SOURCE: Ontario Postgraduate Registry, November 2018  
 Ontario Physician Human Resources Data Centre  
 Prepared December 2018

Note: Re-entry, Repatriation and International Medical Graduate (IMG) trainees are included in these tables - see Part 3 for details

**Table 1.40 Postgraduate Medical Trainees at Queen's University by Program, Pool and Level of Training - All Funding Groups**

<b>Queen's</b>	<b>POOL C</b>					<b>TOTAL</b>	<b>POOL D</b>		<b>POOL E</b>		<b>TOTALS</b>			
	<b>PGY-1</b>	<b>PGY-2</b>	<b>PGY-3</b>	<b>PGY-4</b>	<b>PGY-5</b>		<b>FELLOW</b>	<b>TOTAL</b>	<b>FELLOW</b>	<b>TOTAL</b>	<b>PGY-1</b>	<b>All</b>	<b>All</b>	<b>GRAND</b>
											<b>only</b>	<b>PGYs</b>	<b>Fellows</b>	<b>TOTAL</b>
Family Medicine	0	0	0	0	0	0	0	0	0	0	70	153	0	153
F.M./ Emergency Medicine	0	0	0	0	0	0	0	0	0	0	0	8	0	8
<b>Family Medicine Total</b>	<b>0</b>	<b>0</b>	<b>0</b>	<b>0</b>	<b>0</b>	<b>0</b>	<b>0</b>	<b>0</b>	<b>0</b>	<b>0</b>	<b>70</b>	<b>161</b>	<b>0</b>	<b>161</b>
Anesthesiology	0	0	0	0	0	0	0	0	2	2	4	19	2	21
Critical Care Medicine	0	0	0	0	0	0	0	0	3	3	0	8	3	11
Diagnostic Radiology	0	0	0	0	0	0	0	0	0	0	3	15	0	15
Emergency Medicine	0	0	0	0	0	0	1	1	0	0	6	21	1	22
Physical Medicine & Rehab.	0	0	0	0	0	0	0	0	0	0	1	5	0	5
Psychiatry	1	0	0	0	0	1	0	0	4	4	8	30	4	34
Psychiatry - Child & Adolescent	0	0	0	0	0	0	0	0	2	2	0	1	2	3
Psychiatry - Geriatric	0	0	0	0	0	0	0	0	0	0	0	1	0	1
Public Health & Preventive Medicine	0	0	0	0	0	0	0	0	0	0	2	12	0	12
Radiation Oncology	0	1	0	0	0	1	0	0	0	0	2	9	0	9
<b>Other Specialty Total</b>	<b>1</b>	<b>1</b>	<b>0</b>	<b>0</b>	<b>0</b>	<b>2</b>	<b>1</b>	<b>1</b>	<b>11</b>	<b>11</b>	<b>26</b>	<b>121</b>	<b>12</b>	<b>133</b>
Internal Medicine	3	1	3	0	0	7	0	0	0	0	22	65	0	65
Cardiology	0	0	0	0	1	1	1	1	1	1	0	7	2	9
Gastroenterology	0	0	0	0	1	1	0	0	0	0	0	5	0	5
General Internal Medicine	0	0	0	0	0	0	0	0	0	0	0	9	0	9
Hematology	0	0	0	0	0	0	0	0	0	0	0	5	0	5
Medical Oncology	0	0	0	0	0	0	1	1	0	0	0	3	1	4
Nephrology	0	0	0	0	0	0	0	0	3	3	0	3	3	6
Neurology	0	0	0	0	0	0	0	0	0	0	2	12	0	12
Respirology	0	0	0	0	0	0	0	0	4	4	0	4	4	8
Rheumatology	0	0	0	0	0	0	0	0	0	0	0	4	0	4
<b>Internal Medicine Total</b>	<b>3</b>	<b>1</b>	<b>3</b>	<b>0</b>	<b>2</b>	<b>9</b>	<b>2</b>	<b>2</b>	<b>8</b>	<b>8</b>	<b>24</b>	<b>117</b>	<b>10</b>	<b>127</b>
Pediatrics	0	1	0	0	0	1	0	0	0	0	6	18	0	18
<b>Pediatrics Total</b>	<b>0</b>	<b>1</b>	<b>0</b>	<b>0</b>	<b>0</b>	<b>1</b>	<b>0</b>	<b>0</b>	<b>0</b>	<b>0</b>	<b>6</b>	<b>18</b>	<b>0</b>	<b>18</b>
General Surgery	0	0	0	0	0	0	0	0	0	0	3	14	0	14
Cardiac Surgery	0	0	0	0	0	0	0	0	1	1	0	0	1	1
Obstetrics & Gynecology	0	0	0	0	0	0	2	2	0	0	3	16	2	18
Ophthalmology	0	0	0	0	0	0	1	1	1	1	2	12	2	14
Orthopedic Surgery	1	2	1	1	0	5	4	4	3	3	3	14	7	21
Urology	0	0	0	0	0	0	0	0	0	0	1	5	0	5
<b>Surgery Total</b>	<b>1</b>	<b>2</b>	<b>1</b>	<b>1</b>	<b>0</b>	<b>5</b>	<b>7</b>	<b>7</b>	<b>5</b>	<b>5</b>	<b>12</b>	<b>61</b>	<b>12</b>	<b>73</b>
Anatomical Pathology	0	0	0	0	0	0	0	0	0	0	2	10	0	10
<b>Laboratory Medicine Total</b>	<b>0</b>	<b>0</b>	<b>0</b>	<b>0</b>	<b>0</b>	<b>0</b>	<b>0</b>	<b>0</b>	<b>0</b>	<b>0</b>	<b>2</b>	<b>10</b>	<b>0</b>	<b>10</b>
Areas of Focused Competence	0	0	0	0	0	0	0	0	4	4	0	0	4	4
Clinician Investigator	0	0	0	0	0	0	0	0	0	0	0	11	0	11
Palliative Medicine	0	0	0	0	0	0	0	0	0	0	0	2	0	2
<b>Special Program Total</b>	<b>0</b>	<b>0</b>	<b>0</b>	<b>0</b>	<b>0</b>	<b>0</b>	<b>0</b>	<b>0</b>	<b>4</b>	<b>4</b>	<b>0</b>	<b>13</b>	<b>4</b>	<b>17</b>
<b>Grand Total</b>	<b>5</b>	<b>5</b>	<b>4</b>	<b>1</b>	<b>2</b>	<b>17</b>	<b>10</b>	<b>10</b>	<b>28</b>	<b>28</b>	<b>140</b>	<b>501</b>	<b>38</b>	<b>539</b>

SOURCE: Ontario Postgraduate Registry, November 2018  
 Ontario Physician Human Resources Data Centre  
 Prepared December 2018

Note: Re-entry, Repatriation and International Medical Graduate (IMG) trainees are included in these tables - see Part 3 for details







**Table 1.41 Postgraduate Medical Trainees at Queen's University by Program, Pool and Level of Training - Funded by CEB**

Queen's	POOL A							POOL B							TOTALS			
	PGY-1	PGY-2	PGY-3	PGY-4	PGY-5	PGY-6	TOTAL	PGY-1	PGY-2	PGY-3	PGY-4	PGY-5	PGY-6	TOTAL	PGY-1 only	All PGYs	All Fellows	GRAND TOTAL
Family Medicine	56	53	10	0	0	0	119	10	13	0	0	0	0	23	66	142	0	142
F.M./ Emergency Medicine	0	0	6	0	0	0	6	0	0	2	0	0	0	2	0	8	0	8
<b>Family Medicine Total</b>	<b>56</b>	<b>53</b>	<b>16</b>	<b>0</b>	<b>0</b>	<b>0</b>	<b>125</b>	<b>10</b>	<b>13</b>	<b>2</b>	<b>0</b>	<b>0</b>	<b>0</b>	<b>25</b>	<b>66</b>	<b>150</b>	<b>0</b>	<b>150</b>
Anesthesiology	4	3	6	3	3	0	19	0	0	0	0	0	0	0	4	19	0	19
Critical Care Medicine	0	0	0	2	1	3	6	0	0	0	0	1	0	1	0	7	0	7
Diagnostic Radiology	3	3	3	2	1	0	12	0	0	1	0	2	0	3	3	15	0	15
Emergency Medicine	6	4	4	5	2	0	21	0	0	0	0	0	0	0	6	21	0	21
Physical Medicine & Rehab.	1	1	1	1	1	0	5	0	0	0	0	0	0	0	1	5	0	5
Psychiatry	3	3	3	1	3	0	13	3	3	3	4	1	0	14	6	27	0	27
Psychiatry - Child & Adolescent	0	0	0	0	0	0	0	0	0	0	0	0	1	1	0	1	0	1
Psychiatry - Geriatric	0	0	0	0	0	0	0	0	0	0	0	0	1	1	0	1	0	1
Public Health & Preventive Medicine	2	3	2	3	2	0	12	0	0	0	0	0	0	0	2	12	0	12
Radiation Oncology	2	1	2	1	1	0	7	0	0	1	0	0	0	1	2	8	0	8
<b>Other Specialty Total</b>	<b>21</b>	<b>18</b>	<b>21</b>	<b>18</b>	<b>14</b>	<b>3</b>	<b>95</b>	<b>3</b>	<b>3</b>	<b>5</b>	<b>4</b>	<b>4</b>	<b>2</b>	<b>21</b>	<b>24</b>	<b>116</b>	<b>0</b>	<b>116</b>
Internal Medicine	15	16	15	1	0	0	47	4	3	4	0	0	0	11	19	58	0	58
Cardiology	0	0	0	0	2	1	3	0	0	0	2	0	1	3	0	6	0	6
Gastroenterology	0	0	0	1	2	0	3	0	0	0	1	0	0	1	0	4	0	4
General Internal Medicine	0	0	0	4	3	0	7	0	0	0	1	1	0	2	0	9	0	9
Hematology	0	0	0	2	1	0	3	0	0	0	1	1	0	2	0	5	0	5
Medical Oncology	0	0	0	1	1	0	2	0	0	0	1	0	0	1	0	3	0	3
Nephrology	0	0	0	1	1	0	2	0	0	0	1	0	0	1	0	3	0	3
Neurology	2	2	2	2	2	0	10	0	0	0	1	1	0	2	2	12	0	12
Respirology	0	0	0	2	2	0	4	0	0	0	0	0	0	0	0	4	0	4
Rheumatology	0	0	0	1	1	0	2	0	0	0	1	1	0	2	0	4	0	4
<b>Internal Medicine Total</b>	<b>17</b>	<b>18</b>	<b>17</b>	<b>15</b>	<b>15</b>	<b>1</b>	<b>83</b>	<b>4</b>	<b>3</b>	<b>4</b>	<b>9</b>	<b>4</b>	<b>1</b>	<b>25</b>	<b>21</b>	<b>108</b>	<b>0</b>	<b>108</b>
Pediatrics	4	4	4	1	0	0	13	2	1	1	0	0	0	4	6	17	0	17
<b>Pediatrics Total</b>	<b>4</b>	<b>4</b>	<b>4</b>	<b>1</b>	<b>0</b>	<b>0</b>	<b>13</b>	<b>2</b>	<b>1</b>	<b>1</b>	<b>0</b>	<b>0</b>	<b>0</b>	<b>4</b>	<b>6</b>	<b>17</b>	<b>0</b>	<b>17</b>
General Surgery	3	3	2	1	3	0	12	0	0	2	0	0	0	2	3	14	0	14
Obstetrics & Gynecology	3	3	2	2	5	0	15	0	0	1	0	0	0	1	3	16	0	16
Ophthalmology	2	3	2	2	3	0	12	0	0	0	0	0	0	0	2	12	0	12
Orthopedic Surgery	2	2	2	1	1	0	8	0	0	1	0	0	0	1	2	9	0	9
Urology	1	1	1	1	1	0	5	0	0	0	0	0	0	0	1	5	0	5
<b>Surgery Total</b>	<b>11</b>	<b>12</b>	<b>9</b>	<b>7</b>	<b>13</b>	<b>0</b>	<b>52</b>	<b>0</b>	<b>0</b>	<b>4</b>	<b>0</b>	<b>0</b>	<b>0</b>	<b>4</b>	<b>11</b>	<b>56</b>	<b>0</b>	<b>56</b>
Anatomical Pathology	1	0	1	2	0	0	4	1	1	1	2	1	0	6	2	10	0	10
<b>Laboratory Medicine Total</b>	<b>1</b>	<b>0</b>	<b>1</b>	<b>2</b>	<b>0</b>	<b>0</b>	<b>4</b>	<b>1</b>	<b>1</b>	<b>1</b>	<b>2</b>	<b>1</b>	<b>0</b>	<b>6</b>	<b>2</b>	<b>10</b>	<b>0</b>	<b>10</b>
Clinician Investigator	0	0	1	3	0	0	4	0	0	0	0	0	0	0	0	4	0	4
Palliative Medicine	0	0	0	0	0	0	0	0	0	0	1	1	0	2	0	2	0	2
<b>Special Program Total</b>	<b>0</b>	<b>0</b>	<b>1</b>	<b>3</b>	<b>0</b>	<b>0</b>	<b>4</b>	<b>0</b>	<b>0</b>	<b>0</b>	<b>1</b>	<b>1</b>	<b>0</b>	<b>2</b>	<b>0</b>	<b>6</b>	<b>0</b>	<b>6</b>
<b>Grand Total</b>	<b>110</b>	<b>105</b>	<b>69</b>	<b>46</b>	<b>42</b>	<b>4</b>	<b>376</b>	<b>20</b>	<b>21</b>	<b>17</b>	<b>16</b>	<b>10</b>	<b>3</b>	<b>87</b>	<b>130</b>	<b>463</b>	<b>0</b>	<b>463</b>

SOURCE: Ontario Postgraduate Registry, November 2018  
 Ontario Physician Human Resources Data Centre  
 Prepared December 2018

Note: Re-entry, Repatriation and International Medical Graduate (IMG) trainees are included in these tables - see Part 3 for details



**Table 1.42 Postgraduate Medical Trainees at Queen's University by Program, Pool and Level of Training - NOT Funded by CEB**

<b>Queen's</b>	<b>POOL A</b>						<b>POOL B</b>					<b>TOTAL</b>
	<b>PGY-1</b>	<b>PGY-2</b>	<b>PGY-3</b>	<b>PGY-4</b>	<b>PGY-5</b>	<b>TOTAL</b>	<b>PGY-1</b>	<b>PGY-2</b>	<b>PGY-3</b>	<b>PGY-4</b>	<b>PGY-5</b>	
Family Medicine	4	7	0	0	0	11	0	0	0	0	0	0
<b>Family Medicine Total</b>	<b>4</b>	<b>7</b>	<b>0</b>	<b>0</b>	<b>0</b>	<b>11</b>	<b>0</b>	<b>0</b>	<b>0</b>	<b>0</b>	<b>0</b>	<b>0</b>
Anesthesiology	0	0	0	0	0	0	0	0	0	0	0	0
Critical Care Medicine	0	0	0	1	0	1	0	0	0	0	0	0
Emergency Medicine	0	0	0	0	0	0	0	0	0	0	0	0
Psychiatry	1	1	0	0	0	2	0	0	0	0	0	0
Psychiatry - Child & Adolescent	0	0	0	0	0	0	0	0	0	0	0	0
Radiation Oncology	0	0	0	0	0	0	0	0	0	0	0	0
<b>Other Specialty Total</b>	<b>1</b>	<b>1</b>	<b>0</b>	<b>1</b>	<b>0</b>	<b>3</b>	<b>0</b>	<b>0</b>	<b>0</b>	<b>0</b>	<b>0</b>	<b>0</b>
Internal Medicine	0	0	0	0	0	0	0	0	0	0	0	0
Cardiology	0	0	0	0	0	0	0	0	0	0	0	0
Gastroenterology	0	0	0	0	0	0	0	0	0	0	0	0
Medical Oncology	0	0	0	0	0	0	0	0	0	0	0	0
Nephrology	0	0	0	0	0	0	0	0	0	0	0	0
Respirology	0	0	0	0	0	0	0	0	0	0	0	0
<b>Internal Medicine Total</b>	<b>0</b>	<b>0</b>	<b>0</b>	<b>0</b>	<b>0</b>	<b>0</b>	<b>0</b>	<b>0</b>	<b>0</b>	<b>0</b>	<b>0</b>	<b>0</b>
Pediatrics	0	0	0	0	0	0	0	0	0	0	0	0
<b>Pediatrics Total</b>	<b>0</b>	<b>0</b>	<b>0</b>	<b>0</b>	<b>0</b>	<b>0</b>	<b>0</b>	<b>0</b>	<b>0</b>	<b>0</b>	<b>0</b>	<b>0</b>
Cardiac Surgery	0	0	0	0	0	0	0	0	0	0	0	0
Obstetrics & Gynecology	0	0	0	0	0	0	0	0	0	0	0	0
Ophthalmology	0	0	0	0	0	0	0	0	0	0	0	0
Orthopedic Surgery	0	0	0	0	0	0	0	0	0	0	0	0
<b>Surgery Total</b>	<b>0</b>	<b>0</b>	<b>0</b>	<b>0</b>	<b>0</b>	<b>0</b>	<b>0</b>	<b>0</b>	<b>0</b>	<b>0</b>	<b>0</b>	<b>0</b>
<b>Laboratory Medicine Total</b>	<b>0</b>	<b>0</b>	<b>0</b>	<b>0</b>	<b>0</b>	<b>0</b>	<b>0</b>	<b>0</b>	<b>0</b>	<b>0</b>	<b>0</b>	<b>0</b>
Areas of Focused Competence	0	0	0	0	0	0	0	0	0	0	0	0
Clinician Investigator	0	0	3	1	2	6	0	0	0	0	1	1
<b>Special Program Total</b>	<b>0</b>	<b>0</b>	<b>3</b>	<b>1</b>	<b>2</b>	<b>6</b>	<b>0</b>	<b>0</b>	<b>0</b>	<b>0</b>	<b>1</b>	<b>1</b>
<b>Grand Total</b>	<b>5</b>	<b>8</b>	<b>3</b>	<b>2</b>	<b>2</b>	<b>20</b>	<b>0</b>	<b>0</b>	<b>0</b>	<b>0</b>	<b>1</b>	<b>1</b>

SOURCE: Ontario Postgraduate Registry, November 2018  
Ontario Physician Human Resources Data Centre  
Prepared December 2018


Note: Re-entry, Repatriation and International Medical Graduate (IMG) trainees are included in these tables - see Part 3 for details

**Table 1.42 Postgraduate Medical Trainees at Queen's University by Program, Pool and Level of Training - NOT Funded by CEB**

Queen's	POOL C						POOL D		POOL E		TOTALS			
	PGY-1	PGY-2	PGY-3	PGY-4	PGY-5	TOTAL	FELLOW	TOTAL	FELLOW	TOTAL	PGY-1	All	All	GRAND
											only	PGYs	Fellows	TOTAL
Family Medicine	0	0	0	0	0	0	0	0	0	0	4	11	0	11
<b>Family Medicine Total</b>	<b>0</b>	<b>0</b>	<b>0</b>	<b>0</b>	<b>0</b>	<b>0</b>	<b>0</b>	<b>0</b>	<b>0</b>	<b>0</b>	<b>4</b>	<b>11</b>	<b>0</b>	<b>11</b>
Anesthesiology	0	0	0	0	0	0	0	0	2	2	0	0	2	2
Critical Care Medicine	0	0	0	0	0	0	0	0	3	3	0	1	3	4
Emergency Medicine	0	0	0	0	0	0	1	1	0	0	0	0	1	1
Psychiatry	1	0	0	0	0	1	0	0	4	4	2	3	4	7
Psychiatry - Child & Adolescent	0	0	0	0	0	0	0	0	2	2	0	0	2	2
Radiation Oncology	0	1	0	0	0	1	0	0	0	0	0	1	0	1
<b>Other Specialty Total</b>	<b>1</b>	<b>1</b>	<b>0</b>	<b>0</b>	<b>0</b>	<b>2</b>	<b>1</b>	<b>1</b>	<b>11</b>	<b>11</b>	<b>2</b>	<b>5</b>	<b>12</b>	<b>17</b>
Internal Medicine	3	1	3	0	0	7	0	0	0	0	3	7	0	7
Cardiology	0	0	0	0	1	1	1	1	1	1	0	1	2	3
Gastroenterology	0	0	0	0	1	1	0	0	0	0	0	1	0	1
Medical Oncology	0	0	0	0	0	0	1	1	0	0	0	0	1	1
Nephrology	0	0	0	0	0	0	0	0	3	3	0	0	3	3
Respirology	0	0	0	0	0	0	0	0	4	4	0	0	4	4
<b>Internal Medicine Total</b>	<b>3</b>	<b>1</b>	<b>3</b>	<b>0</b>	<b>2</b>	<b>9</b>	<b>2</b>	<b>2</b>	<b>8</b>	<b>8</b>	<b>3</b>	<b>9</b>	<b>10</b>	<b>19</b>
Pediatrics	0	1	0	0	0	1	0	0	0	0	0	1	0	1
<b>Pediatrics Total</b>	<b>0</b>	<b>1</b>	<b>0</b>	<b>0</b>	<b>0</b>	<b>1</b>	<b>0</b>	<b>0</b>	<b>0</b>	<b>0</b>	<b>0</b>	<b>1</b>	<b>0</b>	<b>1</b>
Cardiac Surgery	0	0	0	0	0	0	0	0	1	1	0	0	1	1
Obstetrics & Gynecology	0	0	0	0	0	0	2	2	0	0	0	0	2	2
Ophthalmology	0	0	0	0	0	0	1	1	1	1	0	0	2	2
Orthopedic Surgery	1	2	1	1	0	5	4	4	3	3	1	5	7	12
<b>Surgery Total</b>	<b>1</b>	<b>2</b>	<b>1</b>	<b>1</b>	<b>0</b>	<b>5</b>	<b>7</b>	<b>7</b>	<b>5</b>	<b>5</b>	<b>1</b>	<b>5</b>	<b>12</b>	<b>17</b>
<b>Laboratory Medicine Total</b>	<b>0</b>	<b>0</b>	<b>0</b>	<b>0</b>	<b>0</b>	<b>0</b>	<b>0</b>	<b>0</b>	<b>0</b>	<b>0</b>	<b>0</b>	<b>0</b>	<b>0</b>	<b>0</b>
Areas of Focused Competence	0	0	0	0	0	0	0	0	4	4	0	0	4	4
Clinician Investigator	0	0	0	0	0	0	0	0	0	0	0	7	0	7
<b>Special Program Total</b>	<b>0</b>	<b>0</b>	<b>0</b>	<b>0</b>	<b>0</b>	<b>0</b>	<b>0</b>	<b>0</b>	<b>4</b>	<b>4</b>	<b>0</b>	<b>7</b>	<b>4</b>	<b>11</b>
<b>Grand Total</b>	<b>5</b>	<b>5</b>	<b>4</b>	<b>1</b>	<b>2</b>	<b>17</b>	<b>10</b>	<b>10</b>	<b>28</b>	<b>28</b>	<b>10</b>	<b>38</b>	<b>38</b>	<b>76</b>

SOURCE: Ontario Postgraduate Registry, November 2018  
 Ontario Physician Human Resources Data Centre  
 Prepared December 2018

Note: Re-entry, Repatriation and International Medical Graduate (IMG) trainees are included in these tables - see Part 3 for details

Back to Index 





**Table 1.51 Postgraduate Medical Trainees at the University of Toronto by Program, Pool and Level of Training - Funded by CEB**

Toronto	POOL A								TOTAL
	PGY-1	PGY-2	PGY-3	PGY-4	PGY-5	PGY-6	PGY-7	PGY-8	
	Family Medicine	157	135	28	0	0	0	0	
F.M./ Emergency Medicine	0	0	7	0	0	0	0	0	7
<b>Family Medicine Total</b>	<b>157</b>	<b>135</b>	<b>35</b>	<b>0</b>	<b>0</b>	<b>0</b>	<b>0</b>	<b>0</b>	<b>327</b>
Anesthesiology	13	12	13	15	13	1	0	0	67
Clinical Pharmacology & Toxicology	0	0	0	0	0	2	0	0	2
Critical Care Medicine	0	0	0	2	4	2	2	2	12
Diagnostic Radiology	8	9	7	11	10	0	0	0	45
Emergency Medicine	7	7	7	7	7	0	0	0	35
Medical Genetics	1	1	1	1	1	0	0	0	5
Neuroradiology	0	0	0	0	0	2	1	0	3
Nuclear Medicine	0	0	0	0	0	2	0	0	2
Physical Medicine & Rehab.	4	3	3	6	2	0	0	0	18
Psychiatry	33	29	35	30	22	0	0	0	149
Psychiatry - Child & Adolescent	0	0	0	0	4	4	0	0	8
Psychiatry - Forensic	0	0	0	0	0	2	0	0	2
Psychiatry - Geriatric	0	0	0	0	1	2	0	0	3
Public Health & Preventive Medicine	2	4	0	2	3	0	0	0	11
Radiation Oncology	4	3	3	2	4	0	0	0	16
<b>Other Specialty Total</b>	<b>72</b>	<b>68</b>	<b>69</b>	<b>76</b>	<b>71</b>	<b>17</b>	<b>3</b>	<b>2</b>	<b>378</b>
Internal Medicine	54	49	57	9	0	0	0	0	169
Cardiology	0	0	0	5	8	7	0	0	20
Clinical Immunology & Allergy	0	0	0	2	1	0	0	0	3
Dermatology	4	4	6	6	7	0	0	0	27
Endocrinology & Metabolism	0	0	0	4	1	0	0	0	5
Gastroenterology	0	0	0	2	4	0	0	0	6
General Internal Medicine	0	0	0	3	6	0	0	0	9
Geriatric Medicine	0	0	0	1	4	0	0	0	5
Hematology	0	0	0	3	4	0	0	0	7
Infectious Diseases	0	0	0	3	3	0	0	0	6
Medical Oncology	0	0	0	5	4	0	0	0	9
Nephrology	0	0	0	3	2	0	0	0	5
Neurology	5	5	4	4	5	0	0	0	23
Occupational Medicine	0	0	0	1	0	0	0	0	1
Respirology	0	0	0	4	4	0	0	0	8
Rheumatology	0	0	0	4	3	0	0	0	7
<b>Internal Medicine Total</b>	<b>63</b>	<b>58</b>	<b>67</b>	<b>59</b>	<b>56</b>	<b>7</b>	<b>0</b>	<b>0</b>	<b>310</b>
Pediatrics	16	19	14	5	0	0	0	0	54
Adolescent Medicine	0	0	0	2	2	0	0	0	4
Cardiology - Pediatric	0	0	0	1	0	0	0	0	1
Clinical Immunology & Allergy - Pediatric	0	0	0	3	1	0	0	0	4
Critical Care Medicine - Pediatric	0	0	0	0	1	1	0	0	2
Developmental Pediatrics	0	0	0	2	0	0	0	0	2
Emergency Medicine - Pediatric	0	0	0	2	1	0	0	0	3
Endocrinology & Metabolism - Pediatric	0	0	0	0	2	0	0	0	2
Gastroenterology - Pediatric	0	0	0	1	0	0	0	0	1
Hematology / Oncology - Pediatric	0	0	0	2	1	1	0	0	4
Infectious Diseases - Pediatric	0	0	0	1	2	0	0	0	3
Neonatal-Perinatal Medicine	0	0	0	1	0	0	0	0	1
Nephrology - Pediatric	0	0	0	1	1	0	0	0	2
Neurology - Pediatric	1	3	0	2	2	0	0	0	8
Radiology - Pediatric	0	0	0	0	0	0	0	0	0
Respirology - Pediatric	0	0	0	1	1	0	0	0	2
Rheumatology - Pediatric	0	0	0	3	2	0	0	0	5
<b>Pediatrics Total</b>	<b>17</b>	<b>22</b>	<b>14</b>	<b>27</b>	<b>16</b>	<b>2</b>	<b>0</b>	<b>0</b>	<b>98</b>
General Surgery	10	11	6	8	10	0	0	0	45
Cardiac Surgery	1	0	1	0	1	1	0	0	4
Colorectal Surgery	0	0	0	0	0	2	2	0	4
General Surgical Oncology	0	0	0	0	0	2	3	0	5
Gynecologic Oncology	0	0	0	0	0	1	0	0	1
Gyn Reprod Endocrinology & Infertility	0	0	0	0	0	1	2	0	3
Maternal Fetal Medicine	0	0	0	0	0	2	2	0	4
Neurosurgery	4	4	4	1	2	2	0	0	17
Obstetrics & Gynecology	10	9	13	11	12	0	0	0	55
Ophthalmology	3	3	4	4	5	0	0	0	19
Orthopedic Surgery	7	6	7	6	6	0	0	0	32
Otolaryngology - Head & Neck Surgery	5	4	4	6	4	0	0	0	23
Pediatric General Surgery	0	0	0	0	0	1	1	0	2
Plastic Surgery	3	4	3	4	4	0	0	0	18
Thoracic Surgery	0	0	0	0	0	2	2	0	4
Urology	4	3	4	3	4	0	0	0	18
Vascular Surgery	2	2	3	3	0	0	0	0	10
<b>Surgery Total</b>	<b>49</b>	<b>46</b>	<b>49</b>	<b>46</b>	<b>48</b>	<b>14</b>	<b>12</b>	<b>0</b>	<b>264</b>
Anatomical Pathology	4	4	2	3	2	0	0	0	15
Forensic Pathology	0	0	0	0	0	1	0	0	1
Hematological Pathology	0	0	0	0	0	0	0	0	0
Medical Microbiology	0	0	1	0	0	0	0	0	1
Neuropathology	1	1	0	0	1	0	0	0	3
<b>Laboratory Medicine Total</b>	<b>5</b>	<b>5</b>	<b>3</b>	<b>3</b>	<b>3</b>	<b>1</b>	<b>0</b>	<b>0</b>	<b>20</b>
Clinician Investigator	0	2	7	10	7	0	0	0	26
Palliative Medicine	0	0	0	2	0	0	0	0	2
<b>Special Program Total</b>	<b>0</b>	<b>2</b>	<b>7</b>	<b>12</b>	<b>7</b>	<b>0</b>	<b>0</b>	<b>0</b>	<b>28</b>
<b>Grand Total</b>	<b>363</b>	<b>336</b>	<b>244</b>	<b>223</b>	<b>201</b>	<b>41</b>	<b>15</b>	<b>2</b>	<b>1425</b>

SOURCE: Ontario Postgraduate Registry, November 2018  
 Ontario Physician Human Resources Data Centre  
 Prepared December 2018

Note: Re-entry, Repatriation and International Medical Graduate (IMG) trainees are included in these tables - see Part 3 for details

**Table 1.51 Postgraduate Medical Trainees at the University of Toronto by Program, Pool and Level of Training - Funded by CEB**

<b>Toronto</b>	<b>POOL B</b>							<b>TOTALS</b>				
	PGY-1	PGY-2	PGY-3	PGY-4	PGY-5	PGY-6	PGY-7	TOTAL	PGY-1 only	All PGYs	All Fellows	GRAND TOTAL
	Family Medicine	24	23	5	0	0	0	0	52	181	372	0
F.M./ Emergency Medicine	0	0	0	0	0	0	0	0	0	7	0	7
<b>Family Medicine Total</b>	<b>24</b>	<b>23</b>	<b>5</b>	<b>0</b>	<b>0</b>	<b>0</b>	<b>0</b>	<b>52</b>	<b>181</b>	<b>379</b>	<b>0</b>	<b>379</b>
Anesthesiology	4	3	6	2	3	0	1	19	17	86	0	86
Clinical Pharmacology & Toxicology	0	0	0	0	0	1	0	1	0	3	0	3
Critical Care Medicine	0	0	0	0	1	0	0	1	0	13	0	13
Diagnostic Radiology	3	1	4	2	2	0	0	12	11	57	0	57
Emergency Medicine	3	3	3	3	3	0	0	15	10	50	0	50
Medical Genetics	1	1	1	1	0	0	0	4	2	9	0	9
Neuroradiology	0	0	0	0	0	0	0	0	0	3	0	3
Nuclear Medicine	0	0	0	0	0	0	0	0	0	2	0	2
Physical Medicine & Rehab.	0	0	1	1	0	0	0	2	4	20	0	20
Psychiatry	4	4	4	3	6	0	0	21	37	170	0	170
Psychiatry - Child & Adolescent	0	0	0	0	0	1	0	1	0	9	0	9
Psychiatry - Forensic	0	0	0	0	0	0	0	0	0	2	0	2
Psychiatry - Geriatric	0	0	0	0	0	0	0	0	0	3	0	3
Public Health & Preventive Medicine	0	0	0	0	0	0	0	0	2	11	0	11
Radiation Oncology	0	0	0	0	0	0	0	0	4	16	0	16
<b>Other Specialty Total</b>	<b>15</b>	<b>12</b>	<b>19</b>	<b>12</b>	<b>15</b>	<b>2</b>	<b>1</b>	<b>76</b>	<b>87</b>	<b>454</b>	<b>0</b>	<b>454</b>
Internal Medicine	12	10	10	3	0	0	0	35	66	204	0	204
Cardiology	0	0	0	3	0	1	0	4	0	24	0	24
Clinical Immunology & Allergy	0	0	0	0	0	0	0	0	0	3	0	3
Dermatology	1	1	0	1	1	0	0	4	5	31	0	31
Endocrinology & Metabolism	0	0	0	0	1	0	0	1	0	6	0	6
Gastroenterology	0	0	0	3	1	0	0	4	0	10	0	10
General Internal Medicine	0	0	0	1	1	0	0	2	0	11	0	11
Geriatric Medicine	0	0	0	1	2	0	0	3	0	8	0	8
Hematology	0	0	0	1	0	0	0	1	0	8	0	8
Infectious Diseases	0	0	0	0	0	0	0	0	0	6	0	6
Medical Oncology	0	0	0	1	0	0	0	1	0	10	0	10
Nephrology	0	0	0	1	0	0	0	1	0	6	0	6
Neurology	3	3	3	2	2	0	0	13	8	36	0	36
Occupational Medicine	0	0	0	0	0	0	1	1	0	2	0	2
Respirology	0	0	0	0	0	0	0	0	0	8	0	8
Rheumatology	0	0	0	0	2	0	0	2	0	9	0	9
<b>Internal Medicine Total</b>	<b>16</b>	<b>14</b>	<b>13</b>	<b>17</b>	<b>10</b>	<b>1</b>	<b>1</b>	<b>72</b>	<b>79</b>	<b>382</b>	<b>0</b>	<b>382</b>
Pediatrics	4	4	5	3	0	0	0	16	20	70	0	70
Adolescent Medicine	0	0	0	0	0	0	0	0	0	4	0	4
Cardiology - Pediatric	0	0	0	1	0	1	0	2	0	3	0	3
Clinical Immunology & Allergy - Pediatric	0	0	0	0	1	0	0	1	0	5	0	5
Critical Care Medicine - Pediatric	0	0	0	0	2	0	0	2	0	4	0	4
Developmental Pediatrics	0	0	0	0	1	0	0	1	0	3	0	3
Emergency Medicine - Pediatric	0	0	0	0	0	0	0	0	0	3	0	3
Endocrinology & Metabolism - Pediatric	0	0	0	0	0	0	0	0	0	2	0	2
Gastroenterology - Pediatric	0	0	0	0	0	0	0	0	0	1	0	1
Hematology / Oncology - Pediatric	0	0	0	0	0	0	0	0	0	4	0	4
Infectious Diseases - Pediatric	0	0	0	0	0	0	0	0	0	3	0	3
Neonatal-Perinatal Medicine	0	0	0	0	0	0	0	0	0	1	0	1
Nephrology - Pediatric	0	0	0	0	1	0	0	1	0	3	0	3
Neurology - Pediatric	1	1	1	1	0	0	0	4	2	12	0	12
Radiology - Pediatric	0	0	0	0	0	2	0	2	0	2	0	2
Respirology - Pediatric	0	0	0	0	1	0	0	1	0	3	0	3
Rheumatology - Pediatric	0	0	0	0	0	0	0	0	0	5	0	5
<b>Pediatrics Total</b>	<b>5</b>	<b>5</b>	<b>6</b>	<b>5</b>	<b>6</b>	<b>3</b>	<b>0</b>	<b>30</b>	<b>22</b>	<b>128</b>	<b>0</b>	<b>128</b>
General Surgery	2	3	4	2	4	0	0	15	12	60	0	60
Cardiac Surgery	0	0	0	0	0	0	0	0	1	4	0	4
Colorectal Surgery	0	0	0	0	0	0	0	0	0	4	0	4
General Surgical Oncology	0	0	0	0	0	0	0	0	0	5	0	5
Gynecological Oncology	0	0	0	0	0	1	1	2	0	3	0	3
Gyn Reprod Endocrinology & Infertility	0	0	0	0	0	0	0	0	0	3	0	3
Maternal Fetal Medicine	0	0	0	0	0	0	0	0	0	4	0	4
Neurosurgery	1	1	0	0	1	0	0	3	5	20	0	20
Obstetrics & Gynecology	2	2	2	2	1	0	0	9	12	64	0	64
Ophthalmology	1	2	1	1	1	0	0	6	4	25	0	25
Orthopedic Surgery	2	2	2	2	1	0	0	9	9	41	0	41
Otolaryngology - Head & Neck Surgery	0	0	0	0	0	0	0	0	5	23	0	23
Pediatric General Surgery	0	0	0	0	0	0	0	0	0	2	0	2
Plastic Surgery	0	0	1	0	0	0	0	1	3	19	0	19
Thoracic Surgery	0	0	0	0	0	0	0	0	0	4	0	4
Urology	1	1	2	0	1	0	0	5	5	23	0	23
Vascular Surgery	0	0	0	0	0	0	0	0	2	10	0	10
<b>Surgery Total</b>	<b>9</b>	<b>11</b>	<b>12</b>	<b>7</b>	<b>9</b>	<b>1</b>	<b>1</b>	<b>50</b>	<b>58</b>	<b>314</b>	<b>0</b>	<b>314</b>
Anatomical Pathology	2	2	2	3	3	0	0	12	6	27	0	27
Forensic Pathology	0	0	0	0	0	0	0	0	0	1	0	1
Hematological Pathology	0	1	1	0	0	0	0	2	0	2	0	2
Medical Microbiology	1	0	0	0	1	0	0	2	1	3	0	3
Neuropathology	0	0	0	0	0	0	0	0	1	3	0	3
<b>Laboratory Medicine Total</b>	<b>3</b>	<b>3</b>	<b>3</b>	<b>3</b>	<b>4</b>	<b>0</b>	<b>0</b>	<b>16</b>	<b>8</b>	<b>36</b>	<b>0</b>	<b>36</b>
Clinician Investigator	0	0	1	0	0	2	0	3	0	29	0	29
Palliative Medicine	0	0	0	0	0	0	0	0	0	2	0	2
<b>Special Program Total</b>	<b>0</b>	<b>0</b>	<b>1</b>	<b>0</b>	<b>0</b>	<b>2</b>	<b>0</b>	<b>3</b>	<b>0</b>	<b>31</b>	<b>0</b>	<b>31</b>
<b>Grand Total</b>	<b>72</b>	<b>68</b>	<b>59</b>	<b>44</b>	<b>44</b>	<b>9</b>	<b>3</b>	<b>299</b>	<b>435</b>	<b>1724</b>	<b>0</b>	<b>1724</b>

SOURCE: Ontario Postgraduate Registry, November 2018  
 Ontario Physician Human Resources Data Centre  
 Prepared December 2018

Note: Re-entry, Repatriation and International Medical Graduate (IMG) trainees are included in these tables - see Part 3 for details

**Table 1.52 Postgraduate Medical Trainees at the University of Toronto by Program, Pool and Level of Training - NOT Funded by CEB**

<i>Toronto</i>	POOL A							POOL B					
	PGY-1	PGY-2	PGY-3	PGY-4	PGY-5	PGY-6	TOTAL	PGY-1	PGY-2	PGY-3	PGY-4	PGY-5	TOTAL
	Family Medicine	0	0	5	0	0	0	5	0	0	0	0	0
F.M./ Emergency Medicine	0	0	1	0	0	0	1	0	0	0	0	0	0
<b>Family Medicine Total</b>	<b>0</b>	<b>0</b>	<b>6</b>	<b>0</b>	<b>0</b>	<b>0</b>	<b>6</b>	<b>0</b>	<b>0</b>	<b>0</b>	<b>0</b>	<b>0</b>	<b>0</b>
Anesthesiology	0	0	0	1	0	0	1	0	0	0	0	0	0
Clinical Pharmacology & Toxicology	0	0	0	0	0	0	0	0	0	0	0	0	0
Critical Care Medicine	0	0	0	0	0	0	0	0	0	0	0	0	0
Diagnostic Radiology	0	0	0	0	0	0	0	1	0	0	0	0	1
Emergency Medicine	0	0	0	0	0	0	0	0	0	0	0	0	0
Medical Genetics	0	0	0	0	0	0	0	0	0	1	0	0	1
Neuroradiology	0	0	0	0	0	0	0	0	0	0	0	0	0
Physical Medicine & Rehab.	0	0	0	0	0	0	0	0	0	0	0	0	0
Psychiatry	0	0	0	0	0	0	0	0	0	0	0	0	0
Psychiatry - Geriatric	0	0	0	0	0	0	0	0	0	0	0	0	0
Radiation Oncology	0	0	0	0	0	0	0	0	0	0	0	0	0
<b>Other Specialty Total</b>	<b>0</b>	<b>0</b>	<b>0</b>	<b>1</b>	<b>0</b>	<b>0</b>	<b>1</b>	<b>1</b>	<b>0</b>	<b>1</b>	<b>0</b>	<b>0</b>	<b>2</b>
Internal Medicine	0	0	0	5	0	0	5	0	1	0	0	0	1
Cardiology	0	0	0	0	0	0	0	0	0	0	0	0	0
Dermatology	0	0	0	0	0	0	0	0	0	0	0	0	0
Endocrinology & Metabolism	0	0	0	0	0	0	0	0	0	0	0	0	0
Gastroenterology	0	0	0	0	0	0	0	0	0	0	0	0	0
General Internal Medicine	0	0	0	0	0	0	0	0	0	0	0	0	0
Hematology	0	0	0	0	0	0	0	0	0	0	0	0	0
Infectious Diseases	0	0	0	0	1	0	1	0	0	0	0	0	0
Medical Oncology	0	0	0	0	0	0	0	0	0	0	0	0	0
Nephrology	0	0	0	0	0	0	0	0	0	0	0	0	0
Neurology	0	0	0	0	0	0	0	0	0	0	0	0	0
Occupational Medicine	0	0	0	0	0	0	0	0	0	0	0	0	0
Respirology	0	0	0	0	0	0	0	0	0	0	0	0	0
Rheumatology	0	0	0	0	0	0	0	0	0	0	0	0	0
<b>Internal Medicine Total</b>	<b>0</b>	<b>0</b>	<b>0</b>	<b>5</b>	<b>1</b>	<b>0</b>	<b>6</b>	<b>0</b>	<b>1</b>	<b>0</b>	<b>0</b>	<b>0</b>	<b>1</b>
Pediatrics	0	0	0	1	0	0	1	0	0	0	0	0	0
Adolescent Medicine	0	0	0	0	1	0	1	0	0	0	0	0	0
Cardiology - Pediatric	0	0	0	0	0	2	2	0	0	0	0	0	0
Clinical Immunology & Allergy - Pediatric	0	0	0	0	0	0	0	0	0	0	0	0	0
Critical Care Medicine - Pediatric	0	0	0	0	0	0	0	0	0	0	0	0	0
Developmental Pediatrics	0	0	0	1	1	0	2	0	0	0	0	0	0
Emergency Medicine - Pediatric	0	0	0	0	3	0	3	0	0	0	0	0	0
Endocrinology & Metabolism - Pediatric	0	0	0	0	1	0	1	0	0	0	0	0	0
Gastroenterology - Pediatric	0	0	0	1	0	0	1	0	0	0	0	0	0
Hematology / Oncology - Pediatric	0	0	0	1	1	0	2	0	0	0	0	0	0
Infectious Diseases - Pediatric	0	0	0	0	0	0	0	0	0	0	0	0	0
Neonatal-Perinatal Medicine	0	0	0	1	1	0	2	0	0	0	0	0	0
Nephrology - Pediatric	0	0	0	0	1	0	1	0	0	0	0	0	0
Neurology - Pediatric	0	0	0	0	0	0	0	0	0	0	0	0	0
Radiology - Pediatric	0	0	0	0	0	0	0	0	0	0	0	0	0
Respirology - Pediatric	0	0	0	0	0	0	0	0	0	0	0	1	1
Rheumatology - Pediatric	0	0	0	0	0	0	0	0	0	0	0	1	1
<b>Pediatrics Total</b>	<b>0</b>	<b>0</b>	<b>0</b>	<b>5</b>	<b>9</b>	<b>2</b>	<b>16</b>	<b>0</b>	<b>0</b>	<b>0</b>	<b>0</b>	<b>2</b>	<b>2</b>
General Surgery	0	0	0	0	0	0	0	0	0	0	0	0	0
Cardiac Surgery	0	0	0	0	0	0	0	0	0	0	0	0	0
Colorectal Surgery	0	0	0	0	0	0	0	0	0	0	0	0	0
General Surgical Oncology	0	0	0	0	0	0	0	0	0	0	0	0	0
Gynecologic Oncology	0	0	0	0	0	0	0	0	0	0	0	0	0
Maternal Fetal Medicine	0	0	0	0	0	0	0	0	0	0	0	0	0
Neurosurgery	0	0	0	2	0	0	2	0	0	0	0	0	0
Obstetrics & Gynecology	0	0	0	0	0	0	0	0	0	0	1	0	1
Ophthalmology	0	0	0	0	0	0	0	0	0	0	0	0	0
Orthopedic Surgery	0	0	0	0	0	0	0	0	0	0	0	0	0
Otolaryngology - Head & Neck Surgery	0	0	0	0	0	0	0	0	0	0	0	0	0
Pediatric General Surgery	0	0	0	0	0	0	0	0	0	0	0	0	0
Plastic Surgery	0	0	0	0	0	0	0	0	0	0	0	0	0
Thoracic Surgery	0	0	0	0	0	0	0	0	0	0	0	0	0
Urology	0	0	0	0	0	0	0	0	0	0	0	0	0
Vascular Surgery	0	0	0	0	0	0	0	0	0	0	0	0	0
<b>Surgery Total</b>	<b>0</b>	<b>0</b>	<b>0</b>	<b>2</b>	<b>0</b>	<b>0</b>	<b>2</b>	<b>0</b>	<b>0</b>	<b>0</b>	<b>1</b>	<b>0</b>	<b>1</b>
Anatomical Pathology	0	0	0	0	0	0	0	0	0	0	0	0	0
Forensic Pathology	0	0	0	0	0	0	0	0	0	0	0	0	0
Hematological Pathology	0	0	0	0	0	0	0	0	0	0	0	0	0
Medical Microbiology	0	0	0	0	0	0	0	0	0	0	0	0	0
<b>Laboratory Medicine Total</b>	<b>0</b>	<b>0</b>	<b>0</b>	<b>0</b>	<b>0</b>	<b>0</b>	<b>0</b>	<b>0</b>	<b>0</b>	<b>0</b>	<b>0</b>	<b>0</b>	<b>0</b>
Areas of Focused Competence	0	0	0	0	0	0	0	0	0	0	0	0	0
Clinician Investigator	0	6	13	15	9	1	44	0	0	3	0	0	3
<b>Special Program Total</b>	<b>0</b>	<b>6</b>	<b>13</b>	<b>15</b>	<b>9</b>	<b>1</b>	<b>44</b>	<b>0</b>	<b>0</b>	<b>3</b>	<b>0</b>	<b>0</b>	<b>3</b>
<b>Grand Total</b>	<b>0</b>	<b>6</b>	<b>19</b>	<b>28</b>	<b>19</b>	<b>3</b>	<b>75</b>	<b>1</b>	<b>1</b>	<b>4</b>	<b>1</b>	<b>2</b>	<b>9</b>

SOURCE: Ontario Postgraduate Registry, November 2018  
 Ontario Physician Human Resources Data Centre  
 Prepared December 2018

Note: Re-entry, Repatriation and International Medical Graduate (IMG) trainees are included in these tables - see Part 3 for details



**Table 1.52 Postgraduate Medical Trainees at the University of Toronto by Program, Pool and Level of Training - NOT Funded by CEB**

Toronto	POOL C								POOL D		POOL E		TOTALS			GRAND TOTAL
	PGY-1	PGY-2	PGY-3	PGY-4	PGY-5	PGY-6	PGY-7	TOTAL	FELLOW	TOTAL	FELLOW	TOTAL	PGY-1 only	All PGYs	All Fellows	
Family Medicine	2	1	3	0	0	0	0	6	10	10	1	1	2	11	11	22
F.M./ Emergency Medicine	0	0	0	0	0	0	0	0	0	0	0	0	0	1	0	1
<b>Family Medicine Total</b>	<b>2</b>	<b>1</b>	<b>3</b>	<b>0</b>	<b>0</b>	<b>0</b>	<b>0</b>	<b>6</b>	<b>10</b>	<b>10</b>	<b>1</b>	<b>1</b>	<b>2</b>	<b>12</b>	<b>11</b>	<b>23</b>
Anesthesiology	0	1	2	3	0	1	0	7	37	37	64	64	0	8	101	109
Clinical Pharmacology & Toxicology	0	0	0	0	0	0	1	1	1	1	0	0	0	1	1	2
Critical Care Medicine	0	0	0	0	0	0	0	0	13	13	36	36	0	0	49	49
Diagnostic Radiology	1	2	0	1	0	0	0	4	32	32	32	32	2	5	64	69
Emergency Medicine	0	0	0	0	0	0	0	0	0	0	2	2	0	0	2	2
Medical Genetics	0	0	0	0	1	0	0	1	3	3	5	5	0	2	8	10
Neuroradiology	0	0	0	0	0	2	0	2	2	2	8	8	0	2	10	12
Physical Medicine & Rehab.	0	0	0	0	0	0	0	0	5	5	3	3	0	0	8	8
Psychiatry	1	2	0	1	0	0	0	4	19	19	20	20	1	4	39	43
Psychiatry - Geriatric	0	0	0	0	0	0	0	0	1	1	0	0	0	0	1	1
Radiation Oncology	2	0	1	0	1	0	0	4	9	9	19	19	2	4	28	32
<b>Other Specialty Total</b>	<b>4</b>	<b>5</b>	<b>3</b>	<b>5</b>	<b>2</b>	<b>3</b>	<b>1</b>	<b>23</b>	<b>122</b>	<b>122</b>	<b>189</b>	<b>189</b>	<b>5</b>	<b>26</b>	<b>311</b>	<b>337</b>
Internal Medicine	9	3	4	0	0	0	0	16	0	0	0	0	9	22	0	22
Cardiology	0	0	0	2	2	1	0	5	29	29	30	30	0	5	59	64
Dermatology	0	0	0	0	0	0	0	0	4	4	6	6	0	0	10	10
Endocrinology & Metabolism	0	0	0	1	0	0	0	1	4	4	2	2	0	1	6	7
Gastroenterology	0	0	0	0	1	0	0	1	6	6	23	23	0	1	29	30
General Internal Medicine	0	0	0	0	0	0	0	0	14	14	2	2	0	0	16	16
Hematology	0	0	0	2	0	0	0	2	13	13	32	32	0	2	45	47
Infectious Diseases	0	0	0	0	0	0	0	0	5	5	6	6	0	1	11	12
Medical Oncology	0	0	0	0	0	0	0	0	22	22	33	33	0	0	55	55
Nephrology	0	0	0	0	0	0	0	0	10	10	28	28	0	0	38	38
Neurology	0	0	0	0	0	0	0	0	17	17	21	21	0	0	38	38
Occupational Medicine	0	0	0	0	0	0	0	0	0	0	1	1	0	0	1	1
Respirology	0	0	0	1	1	0	0	2	11	11	8	8	0	2	19	21
Rheumatology	0	0	0	1	2	0	0	3	5	5	13	13	0	3	18	21
<b>Internal Medicine Total</b>	<b>9</b>	<b>3</b>	<b>4</b>	<b>7</b>	<b>6</b>	<b>1</b>	<b>0</b>	<b>30</b>	<b>140</b>	<b>140</b>	<b>205</b>	<b>205</b>	<b>9</b>	<b>37</b>	<b>345</b>	<b>382</b>
Pediatrics	1	2	2	1	0	0	0	6	10	10	5	5	1	7	15	22
Adolescent Medicine	0	0	0	0	0	0	0	0	0	0	1	1	0	1	1	2
Cardiology - Pediatric	0	0	0	0	0	0	0	0	6	6	13	13	0	2	19	21
Clinical Immunology & Allergy - Pediatric	0	0	0	0	0	0	0	0	0	0	1	1	0	0	1	1
Critical Care Medicine - Pediatric	0	0	0	0	0	0	0	0	8	8	12	12	0	0	20	20
Developmental Pediatrics	0	0	0	0	0	0	0	0	1	1	0	0	0	2	1	3
Emergency Medicine - Pediatric	0	0	0	0	0	0	0	0	4	4	6	6	0	3	10	13
Endocrinology & Metabolism - Pediatric	0	0	0	0	0	0	0	0	0	0	3	3	0	1	3	4
Gastroenterology - Pediatric	0	0	0	0	0	0	0	0	3	3	10	10	0	1	13	14
Hematology / Oncology - Pediatric	0	0	0	3	0	0	0	3	10	10	24	24	0	5	34	39
Infectious Diseases - Pediatric	0	0	0	0	0	1	0	1	1	1	2	2	0	1	3	4
Neonatal-Perinatal Medicine	0	0	0	0	1	0	0	1	13	13	25	25	0	3	38	41
Nephrology - Pediatric	0	0	0	0	0	0	0	0	1	1	5	5	0	1	6	7
Neurology - Pediatric	0	1	1	2	0	0	0	4	6	6	12	12	0	4	18	22
Radiology - Pediatric	0	0	0	0	0	0	0	0	3	3	15	15	0	0	18	18
Respirology - Pediatric	0	0	0	0	1	0	0	1	1	1	6	6	0	2	7	9
Rheumatology - Pediatric	0	0	0	0	0	0	0	0	1	1	3	3	0	1	4	5
<b>Pediatrics Total</b>	<b>1</b>	<b>3</b>	<b>3</b>	<b>6</b>	<b>2</b>	<b>1</b>	<b>0</b>	<b>16</b>	<b>68</b>	<b>68</b>	<b>143</b>	<b>143</b>	<b>1</b>	<b>34</b>	<b>211</b>	<b>245</b>
General Surgery	1	1	1	0	1	0	0	4	14	14	4	4	1	4	18	22
Cardiac Surgery	0	0	1	1	0	1	0	3	7	7	17	17	0	3	24	27
Colorectal Surgery	0	0	0	0	0	0	0	0	1	1	0	0	0	0	1	1
General Surgical Oncology	0	0	0	0	0	0	0	0	4	4	4	4	0	0	8	8
Gynecologic Oncology	0	0	0	0	0	0	0	0	1	1	1	1	0	0	2	2
Maternal Fetal Medicine	0	0	0	0	0	0	0	0	3	3	10	10	0	0	13	13
Neurosurgery	0	0	0	1	0	1	0	2	3	3	20	20	0	4	23	27
Obstetrics & Gynecology	1	1	0	0	0	0	0	2	14	14	11	11	1	3	25	28
Ophthalmology	1	2	1	1	2	0	0	7	18	18	23	23	1	7	41	48
Orthopedic Surgery	2	2	0	0	0	0	0	4	31	31	31	31	2	4	62	66
Otolaryngology - Head & Neck Surgery	0	1	0	0	0	0	0	1	11	11	10	10	0	1	21	22
Pediatric General Surgery	0	0	0	0	0	0	0	0	1	1	2	2	0	0	3	3
Plastic Surgery	0	1	2	0	0	0	0	3	11	11	7	7	0	3	18	21
Thoracic Surgery	0	0	0	0	0	0	0	0	2	2	15	15	0	0	17	17
Urology	0	0	0	0	0	0	0	0	9	9	18	18	0	0	27	27
Vascular Surgery	1	2	1	0	1	0	0	5	1	1	3	3	1	5	4	9
<b>Surgery Total</b>	<b>6</b>	<b>10</b>	<b>6</b>	<b>3</b>	<b>4</b>	<b>2</b>	<b>0</b>	<b>31</b>	<b>131</b>	<b>131</b>	<b>176</b>	<b>176</b>	<b>6</b>	<b>34</b>	<b>307</b>	<b>341</b>
Anatomical Pathology	0	0	0	0	0	0	0	0	13	13	8	8	0	0	21	21
Forensic Pathology	0	0	0	0	0	0	0	0	0	0	3	3	0	0	3	3
Hematological Pathology	0	1	0	0	0	0	0	1	1	1	2	2	0	1	3	4
Medical Microbiology	0	0	0	0	0	0	0	0	0	0	1	1	0	0	1	1
<b>Laboratory Medicine Total</b>	<b>0</b>	<b>1</b>	<b>0</b>	<b>0</b>	<b>0</b>	<b>0</b>	<b>0</b>	<b>1</b>	<b>14</b>	<b>14</b>	<b>14</b>	<b>14</b>	<b>0</b>	<b>1</b>	<b>28</b>	<b>29</b>
Areas of Focused Competence	0	0	0	0	0	0	0	0	8	8	3	3	0	0	0	0
Clinician Investigator	0	0	0	0	0	0	0	0	6	6	0	0	0	47	6	53
<b>Special Program Total</b>	<b>0</b>	<b>0</b>	<b>0</b>	<b>0</b>	<b>0</b>	<b>0</b>	<b>0</b>	<b>0</b>	<b>14</b>	<b>14</b>	<b>3</b>	<b>3</b>	<b>0</b>	<b>47</b>	<b>17</b>	<b>64</b>
<b>Grand Total</b>	<b>22</b>	<b>23</b>	<b>19</b>	<b>21</b>	<b>14</b>	<b>7</b>	<b>1</b>	<b>107</b>	<b>499</b>	<b>499</b>	<b>731</b>	<b>731</b>	<b>23</b>	<b>191</b>	<b>1230</b>	<b>1421</b>

SOURCE: Ontario Postgraduate Registry, November 2018  
 Ontario Physician Human Resources Data Centre  
 Prepared December 2018

Note: Re-entry, Repatriation and International Medical Graduate (IMG) trainees are included in these tables - see Part 3 for details

**Table 1.60 Postgraduate Medical Trainees at Western University by Program, Pool and Level of Training - All Funding Groups**

<i>Western</i>	POOL A								POOL B							
								TOTAL								TOTAL
	PGY-1	PGY-2	PGY-3	PGY-4	PGY-5	PGY-6	PGY-7		PGY-1	PGY-2	PGY-3	PGY-4	PGY-5	PGY-6	PGY-7	
Family Medicine	63	56	8	0	0	0	0	127	16	23	2	0	0	0	0	41
F.M./ Emergency Medicine	0	0	10	0	0	0	0	10	0	0	1	0	0	0	0	1
<b>Family Medicine Total</b>	<b>63</b>	<b>56</b>	<b>18</b>	<b>0</b>	<b>0</b>	<b>0</b>	<b>0</b>	<b>137</b>	<b>16</b>	<b>23</b>	<b>3</b>	<b>0</b>	<b>0</b>	<b>0</b>	<b>0</b>	<b>42</b>
Anesthesiology	7	7	4	6	6	0	0	30	1	1	0	2	1	0	0	5
Clinical Pharmacology & Toxicology	0	0	0	0	0	0	0	0	0	0	0	0	0	0	0	0
Critical Care Medicine	0	0	1	1	3	2	1	8	0	0	0	0	0	0	0	0
Diagnostic Radiology	4	3	4	4	4	0	0	19	0	0	0	1	0	0	0	1
Emergency Medicine	4	5	5	3	5	0	0	22	0	0	0	0	0	0	0	0
Neuroradiology	0	0	0	0	0	0	0	0	0	0	0	0	0	0	0	0
Nuclear Medicine	0	0	1	0	0	0	0	1	1	1	0	0	0	0	0	2
Pain Medicine	0	0	0	0	0	1	0	1	0	0	0	0	0	0	1	1
Physical Medicine & Rehab.	1	1	1	1	2	0	0	6	0	0	0	0	0	0	0	0
Psychiatry	5	6	5	5	1	0	0	22	5	4	3	4	2	0	0	18
Psychiatry - Child & Adolescent	0	0	0	0	3	1	0	4	0	0	0	0	1	1	0	2
Psychiatry - Geriatric	0	0	0	0	1	0	0	1	0	0	0	0	1	0	0	1
Radiation Oncology	2	2	3	1	2	0	0	10	0	0	0	0	0	0	0	0
<b>Other Specialty Total</b>	<b>23</b>	<b>24</b>	<b>24</b>	<b>21</b>	<b>27</b>	<b>4</b>	<b>1</b>	<b>124</b>	<b>7</b>	<b>6</b>	<b>3</b>	<b>7</b>	<b>5</b>	<b>1</b>	<b>1</b>	<b>30</b>
Internal Medicine	28	27	24	3	0	0	0	82	8	8	9	1	0	0	0	26
Cardiology	0	0	0	3	3	1	0	7	0	0	0	0	0	2	0	2
Clinical Immunology & Allergy	0	0	0	2	2	0	0	4	0	0	0	0	1	0	0	1
Endocrinology & Metabolism	0	0	0	3	3	0	0	6	0	0	0	0	1	0	0	1
Gastroenterology	0	0	0	1	1	0	0	2	0	0	0	1	1	0	0	2
General Internal Medicine	0	0	0	5	4	0	0	9	0	0	0	0	1	0	0	1
Geriatric Medicine	0	0	0	1	2	0	0	3	0	0	0	0	1	0	0	1
Hematology	0	0	0	2	2	0	0	4	0	0	0	0	1	0	0	1
Infectious Diseases	0	0	0	0	0	0	0	0	0	0	0	0	0	0	0	0
Medical Oncology	0	0	0	0	1	0	0	1	0	0	0	1	2	0	0	3
Nephrology	0	0	0	4	4	0	0	8	0	0	0	1	0	0	0	1
Neurology	3	2	3	3	3	0	0	14	1	2	1	1	1	0	0	6
Respirology	0	0	0	2	2	0	0	4	0	0	0	1	1	0	0	2
Rheumatology	0	0	0	3	2	0	0	5	0	0	0	1	0	0	0	1
<b>Internal Medicine Total</b>	<b>31</b>	<b>29</b>	<b>27</b>	<b>32</b>	<b>29</b>	<b>1</b>	<b>0</b>	<b>149</b>	<b>9</b>	<b>10</b>	<b>10</b>	<b>7</b>	<b>10</b>	<b>2</b>	<b>0</b>	<b>48</b>
Pediatrics	8	7	8	4	0	0	0	27	2	2	2	2	0	0	0	8
Critical Care Medicine - Pediatric	0	0	0	0	0	0	0	0	0	0	0	1	0	0	0	1
Emergency Medicine - Pediatric	0	0	0	2	0	0	0	2	0	0	0	1	0	0	0	1
Neonatal-Perinatal Medicine	0	0	0	0	0	0	0	0	0	0	0	0	0	0	0	0
<b>Pediatrics Total</b>	<b>8</b>	<b>7</b>	<b>8</b>	<b>6</b>	<b>0</b>	<b>0</b>	<b>0</b>	<b>29</b>	<b>2</b>	<b>2</b>	<b>2</b>	<b>4</b>	<b>0</b>	<b>0</b>	<b>0</b>	<b>10</b>
General Surgery	6	5	5	3	4	0	0	23	0	0	0	0	0	0	0	0
Cardiac Surgery	1	1	0	0	0	1	0	3	0	0	0	0	0	0	0	0
Gyn Reprod Endocrinology & Infertility	0	0	0	0	0	1	1	2	0	0	0	0	0	0	0	0
Maternal Fetal Medicine	0	0	0	0	0	1	1	2	0	0	0	0	0	0	1	1
Neurosurgery	2	2	1	2	3	2	0	12	0	0	0	0	0	0	0	0
Obstetrics & Gynecology	6	6	6	7	4	0	0	29	0	0	0	0	0	0	0	0
Ophthalmology	2	2	2	2	2	0	0	10	0	0	0	0	0	0	0	0
Orthopedic Surgery	4	4	3	4	3	0	0	18	1	1	1	1	2	0	0	6
Otolaryngology - Head & Neck Surgery	3	3	4	3	3	0	0	16	0	0	0	0	0	0	0	0
Plastic Surgery	2	2	2	2	2	0	0	10	0	0	0	0	0	0	0	0
Thoracic Surgery	0	0	0	0	0	1	1	2	0	0	0	0	0	0	0	0
Urology	2	3	2	2	3	0	0	12	0	0	0	0	0	0	0	0
Vascular Surgery	1	0	1	1	1	0	1	5	0	0	0	0	0	0	0	0
<b>Surgery Total</b>	<b>29</b>	<b>28</b>	<b>26</b>	<b>26</b>	<b>25</b>	<b>6</b>	<b>4</b>	<b>144</b>	<b>1</b>	<b>1</b>	<b>1</b>	<b>1</b>	<b>2</b>	<b>0</b>	<b>1</b>	<b>7</b>
Anatomical Pathology	2	2	2	1	1	0	0	8	0	0	0	1	0	0	0	1
Neuropathology	0	0	0	1	0	0	0	1	0	0	0	0	0	0	0	0
<b>Laboratory Medicine Total</b>	<b>2</b>	<b>2</b>	<b>2</b>	<b>2</b>	<b>1</b>	<b>0</b>	<b>0</b>	<b>9</b>	<b>0</b>	<b>0</b>	<b>0</b>	<b>1</b>	<b>0</b>	<b>0</b>	<b>0</b>	<b>1</b>
Areas of Focused Competence	0	0	0	0	0	0	0	0	0	0	0	0	0	0	0	0
Clinician Investigator	0	0	0	1	3	1	0	5	0	0	0	0	0	0	0	0
<b>Special Program Total</b>	<b>0</b>	<b>0</b>	<b>0</b>	<b>1</b>	<b>3</b>	<b>1</b>	<b>0</b>	<b>5</b>	<b>0</b>	<b>0</b>	<b>0</b>	<b>0</b>	<b>0</b>	<b>0</b>	<b>0</b>	<b>0</b>
<b>Grand Total</b>	<b>156</b>	<b>146</b>	<b>105</b>	<b>88</b>	<b>85</b>	<b>12</b>	<b>5</b>	<b>597</b>	<b>35</b>	<b>42</b>	<b>19</b>	<b>20</b>	<b>17</b>	<b>3</b>	<b>2</b>	<b>138</b>

SOURCE: Ontario Postgraduate Registry, November 2018  
 Ontario Physician Human Resources Data Centre  
 Prepared December 2018

Note: Re-entry, Repatriation and International Medical Graduate (IMG) trainees are included in these tables - see Part 3 for details



**Table 1.60 Postgraduate Medical Trainees at Western University by Program, Pool and Level of Training - All Funding Groups**

Western	POOL C								POOL D		POOL E		TOTALS				
	PGY-1	PGY-2	PGY-3	PGY-4	PGY-5	PGY-6	PGY-7	TOTAL	FELLOW	TOTAL	FELLOW	TOTAL	PGY-1 only	All PGYs	All Fellows	GRAND TOTAL	
Family Medicine	0	0	0	0	0	0	0	0	0	0	0	0	0	79	168	0	168
F.M./ Emergency Medicine	0	0	0	0	0	0	0	0	0	0	0	0	0	0	11	0	11
<b>Family Medicine Total</b>	<b>0</b>	<b>0</b>	<b>0</b>	<b>0</b>	<b>0</b>	<b>0</b>	<b>0</b>	<b>0</b>	<b>0</b>	<b>0</b>	<b>0</b>	<b>0</b>	<b>0</b>	<b>79</b>	<b>179</b>	<b>0</b>	<b>179</b>
Anesthesiology	0	1	0	0	0	0	0	1	9	9	13	13	8	36	22		58
Clinical Pharmacology & Toxicology	0	0	0	0	1	0	0	1	0	0	0	0	0	1	0		1
Critical Care Medicine	0	0	0	0	0	1	0	1	1	1	3	3	0	9	4		13
Diagnostic Radiology	0	0	0	0	0	0	0	0	3	3	2	2	4	20	5		25
Emergency Medicine	0	0	0	0	0	0	0	0	0	0	0	0	4	22	0		22
Neuroradiology	0	0	0	0	0	0	0	0	1	1	1	1	0	0	2		2
Nuclear Medicine	0	0	0	0	2	0	0	2	2	2	5	5	1	5	7		12
Pain Medicine	0	0	0	0	0	0	0	0	0	0	0	0	0	2	0		2
Physical Medicine & Rehab.	0	0	1	0	0	0	0	1	0	0	0	0	1	7	0		7
Psychiatry	0	0	1	0	0	0	0	1	0	0	0	0	10	41	0		41
Psychiatry - Child & Adolescent	0	0	0	0	0	0	0	0	0	0	0	0	0	6	0		6
Psychiatry - Geriatric	0	0	0	0	0	0	0	0	0	0	1	1	0	2	1		3
Radiation Oncology	0	0	0	0	0	0	0	0	0	0	1	1	2	10	1		11
<b>Other Specialty Total</b>	<b>0</b>	<b>1</b>	<b>2</b>	<b>0</b>	<b>3</b>	<b>1</b>	<b>0</b>	<b>7</b>	<b>16</b>	<b>16</b>	<b>26</b>	<b>26</b>	<b>30</b>	<b>161</b>	<b>42</b>		<b>203</b>
Internal Medicine	6	4	5	0	0	0	0	15	0	0	0	0	42	123	0		123
Cardiology	0	0	0	0	0	0	0	0	4	4	6	6	0	9	10		19
Clinical Immunology & Allergy	0	0	0	0	0	0	0	0	0	0	0	0	0	5	0		5
Endocrinology & Metabolism	0	0	0	0	0	0	0	0	0	0	1	1	0	7	1		8
Gastroenterology	0	0	0	2	2	0	0	4	3	3	5	5	0	8	8		16
General Internal Medicine	0	0	0	0	0	0	0	0	0	0	0	0	0	10	0		10
Geriatric Medicine	0	0	0	0	0	0	0	0	0	0	0	0	0	4	0		4
Hematology	0	0	0	0	0	0	0	0	1	1	0	0	0	5	1		6
Infectious Diseases	0	0	0	0	0	0	0	0	0	0	1	1	0	0	0		0
Medical Oncology	0	0	0	0	0	0	0	0	1	1	0	0	0	4	1		5
Nephrology	0	0	0	1	0	0	0	1	3	3	5	5	0	10	8		18
Neurology	0	0	0	0	0	0	0	0	2	2	12	12	4	20	14		34
Respirology	0	0	0	0	0	0	0	0	2	2	2	2	0	6	4		10
Rheumatology	0	0	0	0	0	0	0	0	0	0	1	1	0	6	1		7
<b>Internal Medicine Total</b>	<b>6</b>	<b>4</b>	<b>5</b>	<b>3</b>	<b>2</b>	<b>0</b>	<b>0</b>	<b>20</b>	<b>16</b>	<b>16</b>	<b>33</b>	<b>33</b>	<b>46</b>	<b>217</b>	<b>49</b>		<b>266</b>
Pediatrics	0	0	0	0	0	0	0	0	1	1	2	2	10	35	3		38
Critical Care Medicine - Pediatric	0	0	0	0	0	0	0	0	0	0	1	1	0	1	1		2
Emergency Medicine - Pediatric	0	0	0	0	0	0	1	1	1	1	0	0	0	4	1		5
Neonatal-Perinatal Medicine	0	0	0	0	0	0	0	0	1	1	8	8	0	0	9		9
<b>Pediatrics Total</b>	<b>0</b>	<b>0</b>	<b>0</b>	<b>0</b>	<b>0</b>	<b>0</b>	<b>1</b>	<b>1</b>	<b>3</b>	<b>3</b>	<b>11</b>	<b>11</b>	<b>10</b>	<b>40</b>	<b>14</b>		<b>54</b>
General Surgery	1	0	0	0	0	0	0	1	6	6	3	3	7	24	9		33
Cardiac Surgery	1	0	1	1	1	0	0	4	1	1	3	3	2	7	4		11
Gyn Reprod Endocrinology & Infertility	0	0	0	0	0	0	0	0	0	0	1	1	0	2	1		3
Maternal Fetal Medicine	0	0	0	0	0	0	0	0	0	0	0	0	0	3	0		3
Neurosurgery	0	0	0	0	0	0	0	0	1	1	4	4	2	12	5		17
Obstetrics & Gynecology	0	0	0	0	0	0	0	0	2	2	0	0	6	29	2		31
Ophthalmology	0	0	0	0	0	0	0	0	0	0	0	0	2	10	0		10
Orthopedic Surgery	0	0	0	0	0	0	0	0	13	13	12	12	5	24	25		49
Otolaryngology - Head & Neck Surgery	0	0	0	0	0	0	0	0	0	0	2	2	3	16	2		18
Plastic Surgery	0	0	0	0	0	0	0	0	0	0	0	0	2	10	0		10
Thoracic Surgery	0	0	0	0	0	0	0	0	0	0	2	2	0	2	2		4
Urology	0	0	0	0	0	0	0	0	4	4	1	1	2	12	5		17
Vascular Surgery	0	0	0	0	0	0	0	0	0	0	0	0	1	5	0		5
<b>Surgery Total</b>	<b>2</b>	<b>0</b>	<b>1</b>	<b>1</b>	<b>1</b>	<b>0</b>	<b>0</b>	<b>5</b>	<b>27</b>	<b>27</b>	<b>28</b>	<b>28</b>	<b>32</b>	<b>156</b>	<b>55</b>		<b>211</b>
Anatomical Pathology	0	0	0	1	0	0	0	1	2	2	0	0	2	10	2		12
Neuropathology	0	0	0	1	0	0	0	1	1	1	1	1	0	2	2		4
<b>Laboratory Medicine Total</b>	<b>0</b>	<b>0</b>	<b>0</b>	<b>2</b>	<b>0</b>	<b>0</b>	<b>0</b>	<b>2</b>	<b>3</b>	<b>3</b>	<b>1</b>	<b>1</b>	<b>2</b>	<b>12</b>	<b>4</b>		<b>16</b>
Areas of Focused Competence	0	0	0	0	0	0	0	0	2	2	0	0	0	0	0		0
Clinician Investigator	0	0	0	0	0	0	0	0	0	0	0	0	0	5	0		5
<b>Special Program Total</b>	<b>0</b>	<b>0</b>	<b>0</b>	<b>0</b>	<b>0</b>	<b>0</b>	<b>0</b>	<b>0</b>	<b>2</b>	<b>2</b>	<b>0</b>	<b>0</b>	<b>0</b>	<b>5</b>	<b>2</b>		<b>7</b>
<b>Grand Total</b>	<b>8</b>	<b>5</b>	<b>8</b>	<b>6</b>	<b>6</b>	<b>1</b>	<b>1</b>	<b>35</b>	<b>67</b>	<b>67</b>	<b>99</b>	<b>99</b>	<b>199</b>	<b>770</b>	<b>166</b>		<b>936</b>

SOURCE: Ontario Postgraduate Registry, November 2018  
 Ontario Physician Human Resources Data Centre  
 Prepared December 2018

Note: Re-entry, Repatriation and International Medical Graduate (IMG) trainees are included in these tables - see Part 3 for details

**Table 1.61 Postgraduate Medical Trainees at Western University by Program, Pool and Level of Training - Funded by CEB**

<i>Western</i>	POOL A							TOTAL
	PGY-1	PGY-2	PGY-3	PGY-4	PGY-5	PGY-6	PGY-7	
Family Medicine	63	55	8	0	0	0	0	126
F.M./ Emergency Medicine	0	0	9	0	0	0	0	9
<b>Family Medicine Total</b>	<b>63</b>	<b>55</b>	<b>17</b>	<b>0</b>	<b>0</b>	<b>0</b>	<b>0</b>	<b>135</b>
Anesthesiology	6	7	4	6	6	0	0	29
Critical Care Medicine	0	0	1	1	3	2	1	8
Diagnostic Radiology	4	3	4	4	4	0	0	19
Emergency Medicine	4	5	5	3	5	0	0	22
Nuclear Medicine	0	0	1	0	0	0	0	1
Pain Medicine	0	0	0	0	0	1	0	1
Physical Medicine & Rehab.	1	1	1	1	2	0	0	6
Psychiatry	5	6	5	5	1	0	0	22
Psychiatry - Child & Adolescent	0	0	0	0	3	1	0	4
Psychiatry - Geriatric	0	0	0	0	1	0	0	1
Radiation Oncology	2	2	3	1	2	0	0	10
<b>Other Specialty Total</b>	<b>22</b>	<b>24</b>	<b>24</b>	<b>21</b>	<b>27</b>	<b>4</b>	<b>1</b>	<b>123</b>
Internal Medicine	28	27	24	3	0	0	0	82
Cardiology	0	0	0	3	3	1	0	7
Clinical Immunology & Allergy	0	0	0	2	2	0	0	4
Endocrinology & Metabolism	0	0	0	3	3	0	0	6
Gastroenterology	0	0	0	1	1	0	0	2
General Internal Medicine	0	0	0	5	4	0	0	9
Geriatric Medicine	0	0	0	1	2	0	0	3
Hematology	0	0	0	2	2	0	0	4
Medical Oncology	0	0	0	0	1	0	0	1
Nephrology	0	0	0	4	4	0	0	8
Neurology	3	2	3	3	3	0	0	14
Respirology	0	0	0	2	2	0	0	4
Rheumatology	0	0	0	3	2	0	0	5
<b>Internal Medicine Total</b>	<b>31</b>	<b>29</b>	<b>27</b>	<b>32</b>	<b>29</b>	<b>1</b>	<b>0</b>	<b>149</b>
Pediatrics	8	7	8	4	0	0	0	27
Critical Care Medicine - Pediatric	0	0	0	0	0	0	0	0
Emergency Medicine - Pediatric	0	0	0	2	0	0	0	2
<b>Pediatrics Total</b>	<b>8</b>	<b>7</b>	<b>8</b>	<b>6</b>	<b>0</b>	<b>0</b>	<b>0</b>	<b>29</b>
General Surgery	6	5	5	3	3	0	0	22
Cardiac Surgery	1	1	0	0	0	1	0	3
Gyn Reprod Endocrinology & Infertility	0	0	0	0	0	1	1	2
Maternal Fetal Medicine	0	0	0	0	0	1	1	2
Neurosurgery	2	2	1	2	3	2	0	12
Obstetrics & Gynecology	6	6	6	7	4	0	0	29
Ophthalmology	2	2	2	2	2	0	0	10
Orthopedic Surgery	4	4	3	4	3	0	0	18
Otolaryngology - Head & Neck Surgery	3	3	3	3	3	0	0	15
Plastic Surgery	2	2	2	2	2	0	0	10
Thoracic Surgery	0	0	0	0	0	1	1	2
Urology	2	3	2	2	3	0	0	12
Vascular Surgery	1	0	1	1	1	0	1	5
<b>Surgery Total</b>	<b>29</b>	<b>28</b>	<b>25</b>	<b>26</b>	<b>24</b>	<b>6</b>	<b>4</b>	<b>142</b>
Anatomical Pathology	2	2	2	1	1	0	0	8
Neuropathology	0	0	0	1	0	0	0	1
<b>Laboratory Medicine Total</b>	<b>2</b>	<b>2</b>	<b>2</b>	<b>2</b>	<b>1</b>	<b>0</b>	<b>0</b>	<b>9</b>
Clinician Investigator	0	0	0	1	3	1	0	5
<b>Special Program Total</b>	<b>0</b>	<b>0</b>	<b>0</b>	<b>1</b>	<b>3</b>	<b>1</b>	<b>0</b>	<b>5</b>
<b>Grand Total</b>	<b>155</b>	<b>145</b>	<b>103</b>	<b>88</b>	<b>84</b>	<b>12</b>	<b>5</b>	<b>592</b>

SOURCE: Ontario Postgraduate Registry, November 2018  
 Ontario Physician Human Resources Data Centre  
 Prepared December 2018

Note: Re-entry, Repatriation and International Medical Graduate (IMG) trainees are included in these tables - see Part 3 for details

**Table 1.61 Postgraduate Medical Trainees at Western University by Program,  
Pool and Level of Training - Funded by CEB**

<b>Western</b>	<b>POOL B</b>								<b>TOTALS</b>			
								<b>TOTAL</b>	<b>PGY-1</b>	<b>All</b>	<b>All</b>	<b>GRAND</b>
	<b>PGY-1</b>	<b>PGY-2</b>	<b>PGY-3</b>	<b>PGY-4</b>	<b>PGY-5</b>	<b>PGY-6</b>	<b>PGY-7</b>		<b>only</b>	<b>PGYs</b>	<b>Fellows</b>	<b>TOTAL</b>
Family Medicine	16	23	2	0	0	0	0	41	79	167	0	167
F.M./ Emergency Medicine	0	0	1	0	0	0	0	1	0	10	0	10
<b>Family Medicine Total</b>	<b>16</b>	<b>23</b>	<b>3</b>	<b>0</b>	<b>0</b>	<b>0</b>	<b>0</b>	<b>42</b>	<b>79</b>	<b>177</b>	<b>0</b>	<b>177</b>
Anesthesiology	1	1	0	2	1	0	0	5	7	34	0	34
Critical Care Medicine	0	0	0	0	0	0	0	0	0	8	0	8
Diagnostic Radiology	0	0	0	1	0	0	0	1	4	20	0	20
Emergency Medicine	0	0	0	0	0	0	0	0	4	22	0	22
Nuclear Medicine	1	1	0	0	0	0	0	2	1	3	0	3
Pain Medicine	0	0	0	0	0	0	1	1	0	2	0	2
Physical Medicine & Rehab.	0	0	0	0	0	0	0	0	1	6	0	6
Psychiatry	5	4	3	4	2	0	0	18	10	40	0	40
Psychiatry - Child & Adolescent	0	0	0	0	1	1	0	2	0	6	0	6
Psychiatry - Geriatric	0	0	0	0	1	0	0	1	0	2	0	2
Radiation Oncology	0	0	0	0	0	0	0	0	2	10	0	10
<b>Other Specialty Total</b>	<b>7</b>	<b>6</b>	<b>3</b>	<b>7</b>	<b>5</b>	<b>1</b>	<b>1</b>	<b>30</b>	<b>29</b>	<b>153</b>	<b>0</b>	<b>153</b>
Internal Medicine	8	8	9	1	0	0	0	26	36	108	0	108
Cardiology	0	0	0	0	0	2	0	2	0	9	0	9
Clinical Immunology & Allergy	0	0	0	0	1	0	0	1	0	5	0	5
Endocrinology & Metabolism	0	0	0	0	1	0	0	1	0	7	0	7
Gastroenterology	0	0	0	1	1	0	0	2	0	4	0	4
General Internal Medicine	0	0	0	0	1	0	0	1	0	10	0	10
Geriatric Medicine	0	0	0	0	1	0	0	1	0	4	0	4
Hematology	0	0	0	0	1	0	0	1	0	5	0	5
Medical Oncology	0	0	0	1	2	0	0	3	0	4	0	4
Nephrology	0	0	0	1	0	0	0	1	0	9	0	9
Neurology	1	2	1	1	1	0	0	6	4	20	0	20
Respirology	0	0	0	1	1	0	0	2	0	6	0	6
Rheumatology	0	0	0	1	0	0	0	1	0	6	0	6
<b>Internal Medicine Total</b>	<b>9</b>	<b>10</b>	<b>10</b>	<b>7</b>	<b>10</b>	<b>2</b>	<b>0</b>	<b>48</b>	<b>40</b>	<b>197</b>	<b>0</b>	<b>197</b>
Pediatrics	2	2	2	2	0	0	0	8	10	35	0	35
Critical Care Medicine - Pediatric	0	0	0	1	0	0	0	1	0	1	0	1
Emergency Medicine - Pediatric	0	0	0	1	0	0	0	1	0	3	0	3
<b>Pediatrics Total</b>	<b>2</b>	<b>2</b>	<b>2</b>	<b>4</b>	<b>0</b>	<b>0</b>	<b>0</b>	<b>10</b>	<b>10</b>	<b>39</b>	<b>0</b>	<b>39</b>
General Surgery	0	0	0	0	0	0	0	0	6	22	0	22
Cardiac Surgery	0	0	0	0	0	0	0	0	1	3	0	3
Gyn Reprod Endocrinology & Infertility	0	0	0	0	0	0	0	0	0	2	0	2
Maternal Fetal Medicine	0	0	0	0	0	0	1	1	0	3	0	3
Neurosurgery	0	0	0	0	0	0	0	0	2	12	0	12
Obstetrics & Gynecology	0	0	0	0	0	0	0	0	6	29	0	29
Ophthalmology	0	0	0	0	0	0	0	0	2	10	0	10
Orthopedic Surgery	1	1	1	1	2	0	0	6	5	24	0	24
Otolaryngology - Head & Neck Surgery	0	0	0	0	0	0	0	0	3	15	0	15
Plastic Surgery	0	0	0	0	0	0	0	0	2	10	0	10
Thoracic Surgery	0	0	0	0	0	0	0	0	0	2	0	2
Urology	0	0	0	0	0	0	0	0	2	12	0	12
Vascular Surgery	0	0	0	0	0	0	0	0	1	5	0	5
<b>Surgery Total</b>	<b>1</b>	<b>1</b>	<b>1</b>	<b>1</b>	<b>2</b>	<b>0</b>	<b>1</b>	<b>7</b>	<b>30</b>	<b>149</b>	<b>0</b>	<b>149</b>
Anatomical Pathology	0	0	0	1	0	0	0	1	2	9	0	9
Neuropathology	0	0	0	0	0	0	0	0	0	1	0	1
<b>Laboratory Medicine Total</b>	<b>0</b>	<b>0</b>	<b>0</b>	<b>1</b>	<b>0</b>	<b>0</b>	<b>0</b>	<b>1</b>	<b>2</b>	<b>10</b>	<b>0</b>	<b>10</b>
Clinician Investigator	0	0	0	0	0	0	0	0	0	5	0	5
<b>Special Program Total</b>	<b>0</b>	<b>0</b>	<b>0</b>	<b>0</b>	<b>0</b>	<b>0</b>	<b>0</b>	<b>0</b>	<b>0</b>	<b>5</b>	<b>0</b>	<b>5</b>
<b>Grand Total</b>	<b>35</b>	<b>42</b>	<b>19</b>	<b>20</b>	<b>17</b>	<b>3</b>	<b>2</b>	<b>138</b>	<b>190</b>	<b>730</b>	<b>0</b>	<b>730</b>

SOURCE: Ontario Postgraduate Registry, November 2018  
Ontario Physician Human Resources Data Centre  
Prepared December 2018

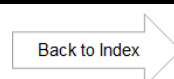
Note: Re-entry, Repatriation and International Medical Graduate (IMG) trainees are included in these tables - see Part 3 for details

**Table 1.62 Postgraduate Medical Trainees at Western University by Program, Pool and Level of Training - NOT Funded by CEB**

<b>Western</b>	<b>POOL A</b>						<b>POOL B</b>					
						<b>TOTAL</b>						<b>TOTAL</b>
	<b>PGY-1</b>	<b>PGY-2</b>	<b>PGY-3</b>	<b>PGY-4</b>	<b>PGY-5</b>		<b>PGY-1</b>	<b>PGY-2</b>	<b>PGY-3</b>	<b>PGY-4</b>	<b>PGY-5</b>	
Family Medicine	0	1	0	0	0	1	0	0	0	0	0	0
F.M./ Emergency Medicine	0	0	1	0	0	1	0	0	0	0	0	0
<b>Family Medicine Total</b>	<b>0</b>	<b>1</b>	<b>1</b>	<b>0</b>	<b>0</b>	<b>2</b>	<b>0</b>	<b>0</b>	<b>0</b>	<b>0</b>	<b>0</b>	<b>0</b>
Anesthesiology	1	0	0	0	0	1	0	0	0	0	0	0
Clinical Pharmacology & Toxicology	0	0	0	0	0	0	0	0	0	0	0	0
Critical Care Medicine	0	0	0	0	0	0	0	0	0	0	0	0
Diagnostic Radiology	0	0	0	0	0	0	0	0	0	0	0	0
Neuroradiology	0	0	0	0	0	0	0	0	0	0	0	0
Nuclear Medicine	0	0	0	0	0	0	0	0	0	0	0	0
Physical Medicine & Rehab.	0	0	0	0	0	0	0	0	0	0	0	0
Psychiatry	0	0	0	0	0	0	0	0	0	0	0	0
Psychiatry - Geriatric	0	0	0	0	0	0	0	0	0	0	0	0
Radiation Oncology	0	0	0	0	0	0	0	0	0	0	0	0
<b>Other Specialty Total</b>	<b>1</b>	<b>0</b>	<b>0</b>	<b>0</b>	<b>0</b>	<b>1</b>	<b>0</b>	<b>0</b>	<b>0</b>	<b>0</b>	<b>0</b>	<b>0</b>
Internal Medicine	0	0	0	0	0	0	0	0	0	0	0	0
Cardiology	0	0	0	0	0	0	0	0	0	0	0	0
Endocrinology & Metabolism	0	0	0	0	0	0	0	0	0	0	0	0
Gastroenterology	0	0	0	0	0	0	0	0	0	0	0	0
Hematology	0	0	0	0	0	0	0	0	0	0	0	0
Infectious Diseases	0	0	0	0	0	0	0	0	0	0	0	0
Medical Oncology	0	0	0	0	0	0	0	0	0	0	0	0
Nephrology	0	0	0	0	0	0	0	0	0	0	0	0
Neurology	0	0	0	0	0	0	0	0	0	0	0	0
Respirology	0	0	0	0	0	0	0	0	0	0	0	0
Rheumatology	0	0	0	0	0	0	0	0	0	0	0	0
<b>Internal Medicine Total</b>	<b>0</b>	<b>0</b>	<b>0</b>	<b>0</b>	<b>0</b>	<b>0</b>	<b>0</b>	<b>0</b>	<b>0</b>	<b>0</b>	<b>0</b>	<b>0</b>
Pediatrics	0	0	0	0	0	0	0	0	0	0	0	0
Critical Care Medicine - Pediatric	0	0	0	0	0	0	0	0	0	0	0	0
Emergency Medicine - Pediatric	0	0	0	0	0	0	0	0	0	0	0	0
Neonatal-Perinatal Medicine	0	0	0	0	0	0	0	0	0	0	0	0
<b>Pediatrics Total</b>	<b>0</b>	<b>0</b>	<b>0</b>	<b>0</b>	<b>0</b>	<b>0</b>	<b>0</b>	<b>0</b>	<b>0</b>	<b>0</b>	<b>0</b>	<b>0</b>
General Surgery	0	0	0	0	1	1	0	0	0	0	0	0
Cardiac Surgery	0	0	0	0	0	0	0	0	0	0	0	0
Gyn Reprod Endocrinology & Infertility	0	0	0	0	0	0	0	0	0	0	0	0
Neurosurgery	0	0	0	0	0	0	0	0	0	0	0	0
Obstetrics & Gynecology	0	0	0	0	0	0	0	0	0	0	0	0
Orthopedic Surgery	0	0	0	0	0	0	0	0	0	0	0	0
Otolaryngology - Head & Neck Surgery	0	0	1	0	0	1	0	0	0	0	0	0
Thoracic Surgery	0	0	0	0	0	0	0	0	0	0	0	0
Urology	0	0	0	0	0	0	0	0	0	0	0	0
<b>Surgery Total</b>	<b>0</b>	<b>0</b>	<b>1</b>	<b>0</b>	<b>1</b>	<b>2</b>	<b>0</b>	<b>0</b>	<b>0</b>	<b>0</b>	<b>0</b>	<b>0</b>
Anatomical Pathology	0	0	0	0	0	0	0	0	0	0	0	0
Neuropathology	0	0	0	0	0	0	0	0	0	0	0	0
<b>Laboratory Medicine Total</b>	<b>0</b>	<b>0</b>	<b>0</b>	<b>0</b>	<b>0</b>	<b>0</b>	<b>0</b>	<b>0</b>	<b>0</b>	<b>0</b>	<b>0</b>	<b>0</b>
Areas of Focused Competence	0	0	0	0	0	0	0	0	0	0	0	0
<b>Special Program Total</b>	<b>0</b>	<b>0</b>	<b>0</b>	<b>0</b>	<b>0</b>	<b>0</b>	<b>0</b>	<b>0</b>	<b>0</b>	<b>0</b>	<b>0</b>	<b>0</b>
<b>Grand Total</b>	<b>1</b>	<b>1</b>	<b>2</b>	<b>0</b>	<b>1</b>	<b>5</b>	<b>0</b>	<b>0</b>	<b>0</b>	<b>0</b>	<b>0</b>	<b>0</b>

SOURCE: Ontario Postgraduate Registry, November 2018  
 Ontario Physician Human Resources Data Centre  
 Prepared December 2018

Note: Re-entry, Repatriation and International Medical Graduate (IMG) trainees are included in these tables - see Part 3 for detail



**Table 1.62 Postgraduate Medical Trainees at Western University by Program, Pool and Level of Training - NOT Funded by CEB**

Western	POOL C							TOTAL	POOL D		POOL E		TOTALS			
	PGY-1	PGY-2	PGY-3	PGY-4	PGY-5	PGY-6	PGY-7		FELLOW	TOTAL	FELLOW	TOTAL	PGY-1 only	All PGYs	All Fellows	GRAND TOTAL
Family Medicine	0	0	0	0	0	0	0	0	0	0	0	0	0	1	0	1
F.M./ Emergency Medicine	0	0	0	0	0	0	0	0	0	0	0	0	0	1	0	1
<b>Family Medicine Total</b>	<b>0</b>	<b>0</b>	<b>0</b>	<b>0</b>	<b>0</b>	<b>0</b>	<b>0</b>	<b>0</b>	<b>0</b>	<b>0</b>	<b>0</b>	<b>0</b>	<b>0</b>	<b>2</b>	<b>0</b>	<b>2</b>
Anesthesiology	0	1	0	0	0	0	0	1	9	9	13	13	1	2	22	24
Clinical Pharmacology & Toxicology	0	0	0	0	1	0	0	1	0	0	0	0	0	1	0	1
Critical Care Medicine	0	0	0	0	0	1	0	1	1	1	3	3	0	1	4	5
Diagnostic Radiology	0	0	0	0	0	0	0	0	3	3	2	2	0	0	5	5
Neuroradiology	0	0	0	0	0	0	0	0	1	1	1	1	0	0	2	2
Nuclear Medicine	0	0	0	0	2	0	0	2	2	2	5	5	0	2	7	9
Physical Medicine & Rehab.	0	0	1	0	0	0	0	1	0	0	0	0	0	1	0	1
Psychiatry	0	0	1	0	0	0	0	1	0	0	0	0	0	1	0	1
Psychiatry - Geriatric	0	0	0	0	0	0	0	0	0	0	1	1	0	0	1	1
Radiation Oncology	0	0	0	0	0	0	0	0	0	0	1	1	0	0	1	1
<b>Other Specialty Total</b>	<b>0</b>	<b>1</b>	<b>2</b>	<b>0</b>	<b>3</b>	<b>1</b>	<b>0</b>	<b>7</b>	<b>16</b>	<b>16</b>	<b>26</b>	<b>26</b>	<b>1</b>	<b>8</b>	<b>42</b>	<b>50</b>
Internal Medicine	6	4	5	0	0	0	0	15	0	0	0	0	6	15	0	15
Cardiology	0	0	0	0	0	0	0	0	4	4	6	6	0	0	10	10
Endocrinology & Metabolism	0	0	0	0	0	0	0	0	0	0	1	1	0	0	1	1
Gastroenterology	0	0	0	2	2	0	0	4	3	3	5	5	0	4	8	12
Hematology	0	0	0	0	0	0	0	0	1	1	0	0	0	0	1	1
Infectious Diseases	0	0	0	0	0	0	0	0	0	0	1	1	0	0	1	1
Medical Oncology	0	0	0	0	0	0	0	0	1	1	0	0	0	0	1	1
Nephrology	0	0	0	1	0	0	0	1	3	3	5	5	0	1	8	9
Neurology	0	0	0	0	0	0	0	0	2	2	12	12	0	0	14	14
Respirology	0	0	0	0	0	0	0	0	2	2	2	2	0	0	4	4
Rheumatology	0	0	0	0	0	0	0	0	0	0	1	1	0	0	1	1
<b>Internal Medicine Total</b>	<b>6</b>	<b>4</b>	<b>5</b>	<b>3</b>	<b>2</b>	<b>0</b>	<b>0</b>	<b>20</b>	<b>16</b>	<b>16</b>	<b>33</b>	<b>33</b>	<b>6</b>	<b>20</b>	<b>49</b>	<b>69</b>
Pediatrics	0	0	0	0	0	0	0	0	1	1	2	2	0	0	3	3
Critical Care Medicine - Pediatric	0	0	0	0	0	0	0	0	0	0	1	1	0	0	1	1
Emergency Medicine - Pediatric	0	0	0	0	0	0	1	1	1	1	0	0	0	1	1	2
Neonatal-Perinatal Medicine	0	0	0	0	0	0	0	0	1	1	8	8	0	0	9	9
<b>Pediatrics Total</b>	<b>0</b>	<b>0</b>	<b>0</b>	<b>0</b>	<b>0</b>	<b>0</b>	<b>1</b>	<b>1</b>	<b>3</b>	<b>3</b>	<b>11</b>	<b>11</b>	<b>0</b>	<b>1</b>	<b>14</b>	<b>15</b>
General Surgery	1	0	0	0	0	0	0	1	6	6	3	3	1	2	9	11
Cardiac Surgery	1	0	1	1	1	0	0	4	1	1	3	3	1	4	4	8
Gyn Reprod Endocrinology & Infertility	0	0	0	0	0	0	0	0	0	0	1	1	0	0	1	1
Neurosurgery	0	0	0	0	0	0	0	0	1	1	4	4	0	0	5	5
Obstetrics & Gynecology	0	0	0	0	0	0	0	0	2	2	0	0	0	0	2	2
Orthopedic Surgery	0	0	0	0	0	0	0	0	13	13	12	12	0	0	25	25
Otolaryngology - Head & Neck Surgery	0	0	0	0	0	0	0	0	0	0	2	2	0	1	2	3
Thoracic Surgery	0	0	0	0	0	0	0	0	0	0	2	2	0	0	2	2
Urology	0	0	0	0	0	0	0	0	4	4	1	1	0	0	5	5
<b>Surgery Total</b>	<b>2</b>	<b>0</b>	<b>1</b>	<b>1</b>	<b>1</b>	<b>0</b>	<b>0</b>	<b>5</b>	<b>27</b>	<b>27</b>	<b>28</b>	<b>28</b>	<b>2</b>	<b>7</b>	<b>55</b>	<b>62</b>
Anatomical Pathology	0	0	0	1	0	0	0	1	2	2	0	0	0	1	2	3
Neuropathology	0	0	0	1	0	0	0	1	1	1	1	1	0	1	2	3
<b>Laboratory Medicine Total</b>	<b>0</b>	<b>0</b>	<b>0</b>	<b>2</b>	<b>0</b>	<b>0</b>	<b>0</b>	<b>2</b>	<b>3</b>	<b>3</b>	<b>1</b>	<b>1</b>	<b>0</b>	<b>2</b>	<b>4</b>	<b>6</b>
Clinician Investigator	0	0	0	0	0	0	0	0	2	2	0	0	0	0	2	2
<b>Special Program Total</b>	<b>0</b>	<b>0</b>	<b>0</b>	<b>0</b>	<b>0</b>	<b>0</b>	<b>0</b>	<b>0</b>	<b>2</b>	<b>2</b>	<b>0</b>	<b>0</b>	<b>0</b>	<b>0</b>	<b>2</b>	<b>2</b>
<b>Grand Total</b>	<b>8</b>	<b>5</b>	<b>8</b>	<b>6</b>	<b>6</b>	<b>1</b>	<b>1</b>	<b>35</b>	<b>67</b>	<b>67</b>	<b>99</b>	<b>99</b>	<b>9</b>	<b>40</b>	<b>166</b>	<b>206</b>

SOURCE: Ontario Postgraduate Registry, November 2018  
 Ontario Physician Human Resources Data Centre  
 Prepared December 2018

Note: Re-entry, Repatriation and International Medical Graduate (IMG) trainees are included in these tables - see Part 3 for details







**Table 1.70 Postgraduate Medical Trainees in ONTARIO by Program, Pool, Sex and Source of Funding**

ONTARIO	POOL C			POOL D			POOL E			TOTALS		
	FEMALE	MALE	TOTAL	FEMALE	MALE	TOTAL	FEMALE	MALE	TOTAL	FEMALE	MALE	GRAND TOTAL
	Not CEB	Not CEB		Not CEB	Not CEB		Not CEB	Not CEB		Not CEB		
Family Medicine	4	2	6	8	3	11	1	0	1	715	474	1189
F.M./ Emergency Medicine	0	0	0	0	0	0	0	0	0	16	28	44
<b>Family Medicine Total</b>	<b>4</b>	<b>2</b>	<b>6</b>	<b>8</b>	<b>3</b>	<b>11</b>	<b>1</b>	<b>0</b>	<b>1</b>	<b>731</b>	<b>502</b>	<b>1233</b>
Anesthesiology	5	6	11	34	25	59	36	50	86	156	238	394
Clinical Pharmacology & Toxicology	1	1	2	1	0	1	0	0	0	4	2	6
Critical Care Medicine	1	2	3	7	7	14	17	31	48	38	65	103
Diagnostic Radiology	0	6	6	15	31	46	13	39	52	75	181	256
Emergency Medicine	0	6	6	3	3	6	1	3	4	64	125	189
Medical Genetics	0	1	1	2	2	4	5	0	5	15	10	25
Neuroradiology	1	1	2	1	3	4	7	6	13	10	13	23
Nuclear Medicine	2	0	2	1	1	2	2	6	8	5	12	17
Pain Medicine	0	0	0	0	0	0	0	0	0	0	4	4
Physical Medicine & Rehab.	1	0	1	1	4	5	2	2	4	33	35	68
Psychiatry	4	2	6	12	8	20	12	16	28	234	187	421
Psychiatry - Child & Adolescent	0	0	0	0	0	0	2	1	3	17	7	24
Psychiatry - Forensic	0	0	0	0	0	0	1	1	2	3	2	5
Psychiatry - Geriatric	0	0	0	1	0	1	0	1	1	6	4	10
Public Health & Preventive Medicine	0	0	0	0	0	0	1	0	1	25	17	42
Radiation Oncology	5	5	10	3	9	12	10	13	23	34	63	97
<b>Other Specialty Total</b>	<b>20</b>	<b>30</b>	<b>50</b>	<b>81</b>	<b>93</b>	<b>174</b>	<b>109</b>	<b>169</b>	<b>278</b>	<b>719</b>	<b>965</b>	<b>1684</b>
Internal Medicine	20	40	60	1	0	1	0	0	0	294	351	645
Cardiology	0	12	12	23	22	45	20	34	54	56	112	168
Clinical Immunology & Allergy	0	0	0	1	0	1	0	0	0	6	7	13
Dermatology	0	0	0	5	2	7	7	1	8	38	26	64
Endocrinology & Metabolism	0	2	2	3	2	5	3	3	6	24	9	33
Gastroenterology	2	6	8	5	7	12	12	25	37	32	52	84
General Internal Medicine	0	1	1	6	8	14	2	0	2	29	33	62
Geriatric Medicine	0	0	0	0	0	0	0	1	1	16	8	24
Hematology	1	2	3	11	12	23	20	19	39	52	41	93
Infectious Diseases	0	0	0	5	2	7	2	6	8	10	17	27
Medical Oncology	3	1	4	14	13	27	18	23	41	49	47	96
Nephrology	2	1	3	1	14	15	11	37	48	25	63	88
Neurology	0	0	0	10	11	21	15	28	43	76	88	164
Occupational Medicine	0	0	0	0	0	0	1	0	1	3	0	3
Respirology	0	4	4	7	10	17	9	10	19	24	43	67
Rheumatology	1	2	3	2	3	5	6	10	16	27	25	52
<b>Internal Medicine Total</b>	<b>29</b>	<b>71</b>	<b>100</b>	<b>94</b>	<b>106</b>	<b>200</b>	<b>126</b>	<b>197</b>	<b>323</b>	<b>761</b>	<b>922</b>	<b>1683</b>
Pediatrics	4	12	16	9	4	13	10	9	19	187	89	276
Adolescent Medicine	0	0	0	0	0	0	1	0	1	5	1	6
Cardiology - Pediatric	0	0	0	2	4	6	6	7	13	11	13	24
Clinical Immunology & Allergy - Pediatric	0	0	0	0	0	0	1	0	1	9	1	10
Critical Care Medicine - Pediatric	0	0	0	5	5	10	11	6	17	25	12	37
Developmental Pediatrics	0	0	0	1	0	1	1	0	1	6	1	7
Emergency Medicine - Pediatric	0	1	1	3	2	5	4	3	7	21	9	30
Endocrinology & Metabolism - Pediatric	1	0	1	2	0	2	2	2	4	11	3	14
Gastroenterology - Pediatric	0	0	0	3	0	3	6	5	11	11	6	17
Hematology / Oncology - Pediatric	2	1	3	3	8	11	18	10	28	33	20	53
Infectious Diseases - Pediatric	0	1	1	3	0	3	1	1	2	7	3	10
Neonatal-Perinatal Medicine	1	0	1	13	11	24	20	28	48	40	40	80
Nephrology - Pediatric	0	0	0	1	1	2	4	3	7	7	6	13
Neurology - Pediatric	3	1	4	5	2	7	9	4	13	36	10	46
Radiology - Pediatric	0	0	0	3	1	4	5	14	19	9	16	25
Respirology - Pediatric	1	0	1	0	1	1	5	1	6	9	3	12
Rheumatology - Pediatric	0	0	0	1	0	1	3	0	3	7	3	10
<b>Pediatrics Total</b>	<b>12</b>	<b>16</b>	<b>28</b>	<b>53</b>	<b>39</b>	<b>92</b>	<b>107</b>	<b>93</b>	<b>200</b>	<b>434</b>	<b>236</b>	<b>670</b>
General Surgery	2	7	9	10	18	28	1	13	14	101	126	227
Cardiac Surgery	1	9	10	1	7	8	2	21	23	10	49	59
Colorectal Surgery	0	0	0	1	0	1	0	0	0	2	5	7
General Surgical Oncology	0	0	0	1	3	4	1	3	4	5	10	15
Gynecologic Oncology	0	0	0	1	0	1	2	0	2	5	4	9
Gyn Reprod Endocrinology & Infertility	0	0	0	0	0	0	1	0	1	11	0	11
Maternal Fetal Medicine	0	0	0	4	0	4	10	4	14	24	5	29
Neurosurgery	3	10	13	1	5	6	3	27	30	24	74	98
Obstetrics & Gynecology	2	1	3	18	6	24	9	3	12	183	37	220
Ophthalmology	3	5	8	6	14	20	15	17	32	56	75	131
Orthopedic Surgery	2	12	14	13	47	60	3	56	59	51	217	268
Otolaryngology - Head & Neck Surgery	1	1	2	4	8	12	4	11	15	33	55	88
Pediatric General Surgery	0	0	0	1	1	2	3	0	3	5	4	9
Plastic Surgery	1	3	4	6	5	11	3	4	7	36	40	76
Thoracic Surgery	1	0	1	2	0	2	2	16	18	10	22	32
Urology	0	1	1	5	12	17	4	19	23	25	90	115
Vascular Surgery	1	5	6	0	1	1	0	3	3	12	28	40
<b>Surgery Total</b>	<b>17</b>	<b>54</b>	<b>71</b>	<b>74</b>	<b>127</b>	<b>201</b>	<b>63</b>	<b>197</b>	<b>260</b>	<b>593</b>	<b>841</b>	<b>1434</b>
General Pathology	0	0	0	0	0	0	0	0	0	5	5	10
Anatomical Pathology	3	0	3	11	4	15	6	2	8	54	42	96
Forensic Pathology	0	0	0	0	0	0	0	3	3	1	4	5
Hematological Pathology	1	0	1	1	0	1	1	1	2	5	2	7
Medical Biochemistry	0	0	0	0	0	0	0	0	0	2	0	2
Medical Microbiology	0	0	0	0	0	0	1	2	3	4	8	12
Neuropathology	1	0	1	1	0	1	0	1	1	2	5	7
<b>Laboratory Medicine Total</b>	<b>5</b>	<b>0</b>	<b>5</b>	<b>13</b>	<b>4</b>	<b>17</b>	<b>8</b>	<b>9</b>	<b>17</b>	<b>73</b>	<b>66</b>	<b>139</b>
Areas of Focused Competence	0	0	0	5	11	16	1	16	17	6	27	33
Clinician Investigator	0	0	0	4	4	8	0	0	0	43	70	113
Palliative Medicine	0	0	0	0	0	0	0	0	0	5	4	9
<b>Special Program Total</b>	<b>0</b>	<b>0</b>	<b>0</b>	<b>9</b>	<b>15</b>	<b>24</b>	<b>1</b>	<b>16</b>	<b>17</b>	<b>54</b>	<b>101</b>	<b>155</b>
<b>Grand Total</b>	<b>87</b>	<b>173</b>	<b>260</b>	<b>332</b>	<b>387</b>	<b>719</b>	<b>415</b>	<b>681</b>	<b>1096</b>	<b>3365</b>	<b>3633</b>	<b>6998</b>

SOURCE: Ontario Postgraduate Registry, November 2018  
 Ontario Physician Human Resources Data Centre  
 Prepared December 2018

Note: Re-entry, Repatriation and International Medical Graduate (IMG) trainees are included in these tables - see Part 3 for details

**Table 1.71 Postgraduate Medical Trainees at McMaster University by Program, Pool, Sex and Source of Funding**

<b>McMaster</b>	<b>POOL A</b>						<b>POOL B</b>							
	<b>FEMALE</b>			<b>MALE</b>			<b>TOTAL</b>	<b>FEMALE</b>			<b>MALE</b>			<b>TOTAL</b>
	<b>CEB</b>	<b>Not CEB</b>	<b>TOTAL</b>	<b>CEB</b>	<b>Not CEB</b>	<b>TOTAL</b>		<b>CEB</b>	<b>Not CEB</b>	<b>TOTAL</b>	<b>CEB</b>	<b>Not CEB</b>	<b>TOTAL</b>	
Family Medicine	119	0	119	71	1	72	191	20	0	20	11	0	11	31
F.M./ Emergency Medicine	2	0	2	4	0	4	6	0	0	0	0	0	0	0
<b>Family Medicine Total</b>	<b>121</b>	<b>0</b>	<b>121</b>	<b>75</b>	<b>1</b>	<b>76</b>	<b>197</b>	<b>20</b>	<b>0</b>	<b>20</b>	<b>11</b>	<b>0</b>	<b>11</b>	<b>31</b>
Anesthesiology	6	0	6	21	1	22	28	1	0	1	5	0	5	6
Critical Care Medicine	4	0	4	2	0	2	6	0	0	0	0	0	0	0
Diagnostic Radiology	10	0	10	14	0	14	24	3	0	3	1	0	1	4
Emergency Medicine	15	0	15	12	0	12	27	4	0	4	1	0	1	5
Neuroradiology	0	0	0	1	0	1	1	0	0	0	0	0	0	0
Pain Medicine	0	0	0	0	0	0	0	0	0	0	2	0	2	2
Physical Medicine & Rehab.	9	0	9	3	0	3	12	1	0	1	4	0	4	5
Psychiatry	29	0	29	14	0	14	43	4	0	4	2	0	2	6
Psychiatry - Child & Adolescent	0	0	0	0	0	0	0	1	0	1	1	0	1	2
Psychiatry - Forensic	0	0	0	0	0	0	0	1	0	1	0	0	0	1
Public Health & Preventive Medicine	0	0	0	1	0	1	1	0	0	0	0	0	0	0
Radiation Oncology	2	0	2	7	0	7	9	0	0	0	0	0	0	0
<b>Other Specialty Total</b>	<b>75</b>	<b>0</b>	<b>75</b>	<b>75</b>	<b>1</b>	<b>76</b>	<b>151</b>	<b>15</b>	<b>0</b>	<b>15</b>	<b>16</b>	<b>0</b>	<b>16</b>	<b>31</b>
Internal Medicine	38	0	38	44	0	44	82	5	0	5	9	0	9	14
Cardiology	0	0	0	5	0	5	5	1	0	1	3	0	3	4
Clinical Immunology & Allergy	0	0	0	4	0	4	4	0	0	0	0	0	0	0
Dermatology	1	0	1	1	0	1	2	0	0	0	0	0	0	0
Endocrinology & Metabolism	3	0	3	0	0	0	3	0	0	0	0	0	0	0
Gastroenterology	3	0	3	1	0	1	4	0	0	0	1	0	1	1
General Internal Medicine	2	0	2	5	0	5	7	0	0	0	1	0	1	1
Geriatric Medicine	2	0	2	3	0	3	5	1	0	1	0	0	0	1
Hematology	5	0	5	0	0	0	5	0	0	0	0	0	0	0
Infectious Diseases	1	0	1	2	0	2	3	0	0	0	0	0	0	0
Medical Oncology	4	0	4	0	0	0	4	0	0	0	0	0	0	0
Nephrology	0	0	0	1	0	1	1	0	0	0	0	0	0	0
Neurology	2	0	2	5	0	5	7	5	0	5	1	0	1	6
Respirology	1	0	1	3	0	3	4	0	0	0	0	0	0	0
Rheumatology	2	0	2	2	0	2	4	1	0	1	0	0	0	1
<b>Internal Medicine Total</b>	<b>64</b>	<b>0</b>	<b>64</b>	<b>76</b>	<b>0</b>	<b>76</b>	<b>140</b>	<b>13</b>	<b>0</b>	<b>13</b>	<b>15</b>	<b>0</b>	<b>15</b>	<b>28</b>
Pediatrics	23	1	24	6	0	6	30	12	0	12	4	1	5	17
Clinical Immunology & Allergy - Pediatric	0	0	0	1	0	1	1	3	0	3	0	0	0	3
Critical Care Medicine - Pediatric	0	0	0	0	0	0	0	1	0	1	0	0	0	1
Developmental Pediatrics	0	0	0	0	0	0	0	0	0	0	0	0	0	0
Emergency Medicine - Pediatric	0	0	0	0	0	0	0	0	0	0	0	0	0	0
Endocrinology & Metabolism - Pediatric	1	0	1	0	0	0	1	0	0	0	0	0	0	0
Gastroenterology - Pediatric	0	0	0	0	0	0	0	1	0	1	0	0	0	1
Hematology / Oncology - Pediatric	1	0	1	0	0	0	1	3	0	3	0	0	0	3
Neonatal-Perinatal Medicine	1	0	1	0	0	0	1	2	0	2	0	0	0	2
Nephrology - Pediatric	0	0	0	0	0	0	0	0	0	0	0	0	0	0
Neurology - Pediatric	3	0	3	1	0	1	4	2	0	2	0	0	0	2
<b>Pediatrics Total</b>	<b>29</b>	<b>1</b>	<b>30</b>	<b>8</b>	<b>0</b>	<b>8</b>	<b>38</b>	<b>24</b>	<b>0</b>	<b>24</b>	<b>4</b>	<b>1</b>	<b>5</b>	<b>29</b>
General Surgery	26	0	26	14	0	14	40	0	0	0	0	0	0	0
Cardiac Surgery	1	0	1	2	0	2	3	0	0	0	1	0	1	1
Gynecologic Oncology	0	0	0	1	0	1	1	0	0	0	0	1	1	1
Gyn Reprod Endocrinology & Infertility	2	0	2	0	0	0	2	0	0	0	0	0	0	0
Maternal Fetal Medicine	2	0	2	0	0	0	2	0	0	0	0	0	0	0
Neurosurgery	1	0	1	5	0	5	6	2	1	3	0	0	0	3
Obstetrics & Gynecology	27	0	27	6	0	6	33	6	0	6	0	0	0	6
Ophthalmology	5	0	5	3	0	3	8	0	0	0	0	0	0	0
Orthopedic Surgery	1	0	1	17	1	18	19	0	0	0	4	0	4	4
Otolaryngology - Head & Neck Surgery	4	0	4	6	0	6	10	0	0	0	0	0	0	0
Pediatric General Surgery	0	0	0	1	0	1	1	0	0	0	0	0	0	0
Plastic Surgery	4	0	4	11	0	11	15	0	0	0	0	0	0	0
Thoracic Surgery	2	0	2	1	0	1	3	0	0	0	0	0	0	0
Urology	2	0	2	12	0	12	14	0	0	0	1	0	1	1
Vascular Surgery	1	0	1	7	0	7	8	0	0	0	0	0	0	0
<b>Surgery Total</b>	<b>78</b>	<b>0</b>	<b>78</b>	<b>86</b>	<b>1</b>	<b>87</b>	<b>165</b>	<b>8</b>	<b>1</b>	<b>9</b>	<b>6</b>	<b>1</b>	<b>7</b>	<b>16</b>
General Pathology	1	0	1	0	0	0	1	4	0	4	5	0	5	9
Anatomical Pathology	2	0	2	4	0	4	6	2	0	2	1	0	1	3
Forensic Pathology	0	0	0	0	0	0	0	1	0	1	0	0	0	1
Medical Biochemistry	1	0	1	0	0	0	1	1	0	1	0	0	0	1
Medical Microbiology	0	0	0	1	0	1	1	1	0	1	1	0	1	2
<b>Laboratory Medicine Total</b>	<b>4</b>	<b>0</b>	<b>4</b>	<b>5</b>	<b>0</b>	<b>5</b>	<b>9</b>	<b>9</b>	<b>0</b>	<b>9</b>	<b>7</b>	<b>0</b>	<b>7</b>	<b>16</b>
Clinician Investigator	0	0	0	0	0	0	0	2	0	2	0	0	0	2
<b>Special Program Total</b>	<b>0</b>	<b>0</b>	<b>0</b>	<b>0</b>	<b>0</b>	<b>0</b>	<b>0</b>	<b>2</b>	<b>0</b>	<b>2</b>	<b>0</b>	<b>0</b>	<b>0</b>	<b>2</b>
<b>Grand Total</b>	<b>371</b>	<b>1</b>	<b>372</b>	<b>325</b>	<b>3</b>	<b>328</b>	<b>700</b>	<b>91</b>	<b>1</b>	<b>92</b>	<b>59</b>	<b>2</b>	<b>61</b>	<b>153</b>

SOURCE: Ontario Postgraduate Registry, November 2018  
 Ontario Physician Human Resources Data Centre  
 Prepared December 2018

Note: Re-entry, Repatriation and International Medical Graduate (IMG) trainees are included in these tables - see Part 3 for details

**Table 1.71 Postgraduate Medical Trainees at McMaster University by Program,  
Pool, Sex and Source of Funding**

<b>McMaster</b>	<b>POOL C</b>			<b>POOL D</b>			<b>POOL E</b>			<b>TOTALS</b>		
	<b>FEMALE</b>	<b>MALE</b>	<b>TOTAL</b>	<b>FEMALE</b>	<b>MALE</b>	<b>TOTAL</b>	<b>FEMALE</b>	<b>MALE</b>	<b>TOTAL</b>	<b>FEMALE</b>	<b>MALE</b>	<b>GRAND TOTAL</b>
	<b>Not CEB</b>	<b>Not CEB</b>		<b>Not CEB</b>	<b>Not CEB</b>							
Family Medicine	0	0	0	0	1	1	0	0	0	139	84	223
F.M./ Emergency Medicine	0	0	0	0	0	0	0	0	0	2	4	6
<b>Family Medicine Total</b>	<b>0</b>	<b>0</b>	<b>0</b>	<b>0</b>	<b>1</b>	<b>1</b>	<b>0</b>	<b>0</b>	<b>0</b>	<b>141</b>	<b>88</b>	<b>229</b>
Anesthesiology	0	2	2	1	0	1	1	2	3	9	31	40
Critical Care Medicine	1	1	2	0	0	0	2	3	5	7	6	13
Diagnostic Radiology	0	2	2	3	5	8	1	5	6	17	27	44
Emergency Medicine	0	6	6	1	1	2	0	0	0	20	20	40
Neuroradiology	0	0	0	0	1	1	0	0	0	0	2	2
Pain Medicine	0	0	0	0	0	0	0	0	0	0	2	2
Physical Medicine & Rehab.	0	0	0	0	0	0	1	0	1	11	7	18
Psychiatry	0	0	0	0	1	1	2	2	4	35	19	54
Psychiatry - Child & Adolescent	0	0	0	0	0	0	0	0	0	1	1	2
Psychiatry - Forensic	0	0	0	0	0	0	1	1	2	2	1	3
Public Health & Preventive Medicine	0	0	0	0	0	0	1	0	1	1	1	2
Radiation Oncology	0	1	1	1	0	1	1	0	1	4	8	12
<b>Other Specialty Total</b>	<b>1</b>	<b>12</b>	<b>13</b>	<b>6</b>	<b>8</b>	<b>14</b>	<b>10</b>	<b>13</b>	<b>23</b>	<b>107</b>	<b>125</b>	<b>232</b>
Internal Medicine	3	16	19	1	0	1	0	0	0	47	69	116
Cardiology	0	3	3	3	6	9	2	8	10	6	25	31
Clinical Immunology & Allergy	0	0	0	1	0	1	0	0	0	1	4	5
Dermatology	0	0	0	1	0	1	0	1	1	2	2	4
Endocrinology & Metabolism	0	0	0	1	0	1	0	1	1	4	1	5
Gastroenterology	0	0	0	1	1	2	3	4	7	7	7	14
General Internal Medicine	0	1	1	0	0	0	0	0	0	2	7	9
Geriatric Medicine	0	0	0	0	0	0	0	1	1	3	4	7
Hematology	0	0	0	2	4	6	1	0	1	8	4	12
Infectious Diseases	0	0	0	0	0	0	0	1	1	1	3	4
Medical Oncology	3	1	4	1	0	1	2	2	4	10	3	13
Nephrology	1	1	2	0	1	1	2	6	8	3	9	12
Neurology	0	0	0	0	0	0	2	6	8	9	12	21
Respirology	0	2	2	0	2	2	1	4	5	2	11	13
Rheumatology	0	0	0	0	0	0	0	0	0	3	2	5
<b>Internal Medicine Total</b>	<b>7</b>	<b>24</b>	<b>31</b>	<b>11</b>	<b>14</b>	<b>25</b>	<b>13</b>	<b>34</b>	<b>47</b>	<b>108</b>	<b>163</b>	<b>271</b>
Pediatrics	4	4	8	0	0	0	5	5	10	45	20	65
Clinical Immunology & Allergy - Pediatric	0	0	0	0	0	0	0	0	0	3	1	4
Critical Care Medicine - Pediatric	0	0	0	1	0	1	1	3	4	3	3	6
Developmental Pediatrics	0	0	0	0	0	0	1	0	1	1	0	1
Emergency Medicine - Pediatric	0	0	0	0	0	0	0	1	1	0	1	1
Endocrinology & Metabolism - Pediatric	1	0	1	2	0	2	1	0	1	5	0	5
Gastroenterology - Pediatric	0	0	0	0	0	0	1	0	1	2	0	2
Hematology / Oncology - Pediatric	0	0	0	1	0	1	1	0	1	6	0	6
Neonatal-Perinatal Medicine	0	0	0	4	4	8	3	8	11	10	12	22
Nephrology - Pediatric	0	0	0	0	0	0	0	1	1	0	1	1
Neurology - Pediatric	0	0	0	0	1	1	0	0	0	5	2	7
<b>Pediatrics Total</b>	<b>5</b>	<b>4</b>	<b>9</b>	<b>8</b>	<b>5</b>	<b>13</b>	<b>13</b>	<b>18</b>	<b>31</b>	<b>80</b>	<b>40</b>	<b>120</b>
General Surgery	1	3	4	1	4	5	1	6	7	29	27	56
Cardiac Surgery	0	3	3	0	0	0	0	0	0	1	6	7
Gynecologic Oncology	0	0	0	0	0	0	0	0	0	0	2	2
Gyn Reprod Endocrinology & Infertility	0	0	0	0	0	0	0	0	0	2	0	2
Maternal Fetal Medicine	0	0	0	0	0	0	0	0	0	2	0	2
Neurosurgery	2	3	5	0	0	0	0	1	1	6	9	15
Obstetrics & Gynecology	1	0	1	2	0	2	0	0	0	36	6	42
Ophthalmology	0	0	0	0	0	0	1	2	3	6	5	11
Orthopedic Surgery	1	1	2	0	4	4	1	5	6	3	32	35
Otolaryngology - Head & Neck Surgery	0	0	0	0	0	0	0	0	0	4	6	10
Pediatric General Surgery	0	0	0	0	0	0	1	0	1	1	1	2
Plastic Surgery	0	1	1	0	0	0	0	0	0	4	12	16
Thoracic Surgery	0	0	0	0	0	0	0	1	1	2	2	4
Urology	0	1	1	1	2	3	0	3	3	3	19	22
Vascular Surgery	1	0	1	0	0	0	0	0	0	2	7	9
<b>Surgery Total</b>	<b>6</b>	<b>12</b>	<b>18</b>	<b>4</b>	<b>10</b>	<b>14</b>	<b>4</b>	<b>18</b>	<b>22</b>	<b>101</b>	<b>134</b>	<b>235</b>
General Pathology	0	0	0	0	0	0	0	0	0	5	5	10
Anatomical Pathology	2	0	2	0	0	0	0	0	0	6	5	11
Forensic Pathology	0	0	0	0	0	0	0	0	0	1	0	1
Medical Biochemistry	0	0	0	0	0	0	0	0	0	2	0	2
Medical Microbiology	0	0	0	0	0	0	1	1	2	2	3	5
<b>Laboratory Medicine Total</b>	<b>2</b>	<b>0</b>	<b>2</b>	<b>0</b>	<b>0</b>	<b>0</b>	<b>1</b>	<b>1</b>	<b>2</b>	<b>16</b>	<b>13</b>	<b>29</b>
Palliative Medicine	0	0	0	1	1	2	0	0	0	3	1	4
<b>Special Program Total</b>	<b>0</b>	<b>0</b>	<b>0</b>	<b>1</b>	<b>1</b>	<b>2</b>	<b>0</b>	<b>0</b>	<b>0</b>	<b>3</b>	<b>1</b>	<b>4</b>
<b>Grand Total</b>	<b>21</b>	<b>52</b>	<b>73</b>	<b>30</b>	<b>39</b>	<b>69</b>	<b>41</b>	<b>84</b>	<b>125</b>	<b>556</b>	<b>564</b>	<b>1120</b>

SOURCE: Ontario Postgraduate Registry, November 2018  
 Ontario Physician Human Resources Data Centre  
 Prepared December 2018

Note: Re-entry, Repatriation and International Medical Graduate (IMG) trainees are included in these tables - see Part 3 for details



**Table 1.72 Postgraduate Medical Trainees at the Northern Ontario School of Medicine by Program, Pool, Sex and Source of Funding**

<b>NOSM</b>	<b>POOL A</b>						<b>POOL B</b>							
	<b>FEMALE</b>			<b>MALE</b>			<b>TOTAL</b>	<b>FEMALE</b>			<b>MALE</b>			<b>TOTAL</b>
	<b>CEB</b>	<b>Not CEB</b>	<b>TOTAL</b>	<b>CEB</b>	<b>Not CEB</b>	<b>TOTAL</b>		<b>CEB</b>	<b>Not CEB</b>	<b>TOTAL</b>	<b>CEB</b>	<b>Not CEB</b>	<b>TOTAL</b>	
Family Medicine	60	2	62	23	1	24	86	4	0	4	6	0	6	10
F.M./ Emergency Medicine	2	0	2	4	0	4	6	0	0	0	0	0	0	0
<b>Family Medicine Total</b>	<b>62</b>	<b>2</b>	<b>64</b>	<b>27</b>	<b>1</b>	<b>28</b>	<b>92</b>	<b>4</b>	<b>0</b>	<b>4</b>	<b>6</b>	<b>0</b>	<b>6</b>	<b>10</b>
Anesthesiology	3	0	3	6	0	6	9	0	0	0	0	0	0	0
Psychiatry	7	0	7	3	0	3	10	2	0	2	2	0	2	4
Public Health & Preventive Medicine	3	0	3	1	0	1	4	1	0	1	4	0	4	5
<b>Other Specialty Total</b>	<b>13</b>	<b>0</b>	<b>13</b>	<b>10</b>	<b>0</b>	<b>10</b>	<b>23</b>	<b>3</b>	<b>0</b>	<b>3</b>	<b>6</b>	<b>0</b>	<b>6</b>	<b>9</b>
Internal Medicine	6	0	6	9	0	9	15	3	0	3	3	0	3	6
<b>Internal Medicine Total</b>	<b>6</b>	<b>0</b>	<b>6</b>	<b>9</b>	<b>0</b>	<b>9</b>	<b>15</b>	<b>3</b>	<b>0</b>	<b>3</b>	<b>3</b>	<b>0</b>	<b>3</b>	<b>6</b>
Pediatrics	9	0	9	2	0	2	11	2	0	2	1	0	1	3
<b>Pediatrics Total</b>	<b>9</b>	<b>0</b>	<b>9</b>	<b>2</b>	<b>0</b>	<b>2</b>	<b>11</b>	<b>2</b>	<b>0</b>	<b>2</b>	<b>1</b>	<b>0</b>	<b>1</b>	<b>3</b>
General Surgery	6	0	6	3	0	3	9	0	0	0	0	0	0	0
Orthopedic Surgery	2	0	2	1	0	1	3	2	0	2	3	0	3	5
<b>Surgery Total</b>	<b>8</b>	<b>0</b>	<b>8</b>	<b>4</b>	<b>0</b>	<b>4</b>	<b>12</b>	<b>2</b>	<b>0</b>	<b>2</b>	<b>3</b>	<b>0</b>	<b>3</b>	<b>5</b>
<b>Grand Total</b>	<b>98</b>	<b>2</b>	<b>100</b>	<b>52</b>	<b>1</b>	<b>53</b>	<b>153</b>	<b>14</b>	<b>0</b>	<b>14</b>	<b>19</b>	<b>0</b>	<b>19</b>	<b>33</b>

	<b>POOL C</b>			<b>POOL D</b>			<b>POOL E</b>			<b>TOTALS</b>		
	<b>FEMALE</b>		<b>TOTAL</b>	<b>FEMALE</b>		<b>TOTAL</b>	<b>FEMALE</b>		<b>TOTAL</b>	<b>FEMALE</b>		<b>GRAND TOTAL</b>
	<b>Not CEB</b>	<b>Not CEB</b>		<b>Not CEB</b>	<b>Not CEB</b>		<b>Not CEB</b>	<b>Not CEB</b>		<b>Not CEB</b>	<b>Not CEB</b>	
Family Medicine	0	0	0	0	0	0	0	0	0	66	30	96
F.M./ Emergency Medicine	0	0	0	0	0	0	0	0	0	2	4	6
<b>Family Medicine Total</b>	<b>0</b>	<b>0</b>	<b>0</b>	<b>0</b>	<b>0</b>	<b>0</b>	<b>0</b>	<b>0</b>	<b>0</b>	<b>68</b>	<b>34</b>	<b>102</b>
Anesthesiology	0	0	0	0	0	0	0	0	0	3	6	9
Psychiatry	0	0	0	0	0	0	0	0	0	9	5	14
Public Health & Preventive Medicine	0	0	0	0	0	0	0	0	0	4	5	9
<b>Other Specialty Total</b>	<b>0</b>	<b>0</b>	<b>0</b>	<b>0</b>	<b>0</b>	<b>0</b>	<b>0</b>	<b>0</b>	<b>0</b>	<b>16</b>	<b>16</b>	<b>32</b>
Internal Medicine	0	0	0	0	0	0	0	0	0	9	12	21
<b>Internal Medicine Total</b>	<b>0</b>	<b>0</b>	<b>0</b>	<b>0</b>	<b>0</b>	<b>0</b>	<b>0</b>	<b>0</b>	<b>0</b>	<b>9</b>	<b>12</b>	<b>21</b>
Pediatrics	0	0	0	0	0	0	0	0	0	11	3	14
<b>Pediatrics Total</b>	<b>0</b>	<b>0</b>	<b>0</b>	<b>0</b>	<b>0</b>	<b>0</b>	<b>0</b>	<b>0</b>	<b>0</b>	<b>11</b>	<b>3</b>	<b>14</b>
General Surgery	0	0	0	0	0	0	0	0	0	6	3	9
Orthopedic Surgery	0	0	0	0	0	0	0	0	0	4	4	8
<b>Surgery Total</b>	<b>0</b>	<b>0</b>	<b>0</b>	<b>0</b>	<b>0</b>	<b>0</b>	<b>0</b>	<b>0</b>	<b>0</b>	<b>10</b>	<b>7</b>	<b>17</b>
<b>Grand Total</b>	<b>0</b>	<b>0</b>	<b>0</b>	<b>0</b>	<b>0</b>	<b>0</b>	<b>0</b>	<b>0</b>	<b>0</b>	<b>114</b>	<b>72</b>	<b>186</b>

SOURCE: Ontario Postgraduate Registry, November 2018  
 Ontario Physician Human Resources Data Centre  
 Prepared December 2018

Note: Re-entry, Repatriation and International Medical Graduate (IMG) trainees are included in these tables - see Part 3 for details

**Table 1.73 Postgraduate Medical Trainees at the University of Ottawa by Program, Pool, Sex and Source of Funding**

Ottawa	POOL A							POOL B						
	FEMALE			MALE			TOTAL	FEMALE			MALE			TOTAL
	CEB	Not CEB	TOTAL	CEB	Not CEB	TOTAL		CEB	Not CEB	TOTAL	CEB	Not CEB	TOTAL	
Family Medicine	72	1	73	53	2	55	128	16	0	16	11	0	11	27
F.M./ Emergency Medicine	3	0	3	2	0	2	5	0	0	0	0	0	0	0
<b>Family Medicine Total</b>	<b>75</b>	<b>1</b>	<b>76</b>	<b>55</b>	<b>2</b>	<b>57</b>	<b>133</b>	<b>16</b>	<b>0</b>	<b>16</b>	<b>11</b>	<b>0</b>	<b>11</b>	<b>27</b>
Anesthesiology	20	0	20	22	3	25	45	4	0	4	5	0	5	9
Critical Care Medicine	1	0	1	1	1	2	3	0	0	0	0	0	0	0
Diagnostic Radiology	7	0	7	11	0	11	18	3	0	3	10	0	10	13
Emergency Medicine	9	0	9	28	0	28	37	5	0	5	6	0	6	11
Medical Genetics	4	0	4	0	0	0	4	1	0	1	0	0	0	1
Neuroradiology	0	0	0	0	0	0	0	0	0	0	0	0	0	0
Nuclear Medicine	0	0	0	0	0	0	0	0	0	0	0	0	0	0
Physical Medicine & Rehab.	2	1	3	5	0	5	8	1	0	1	1	0	1	2
Psychiatry	27	0	27	23	0	23	50	13	0	13	2	0	2	15
Psychiatry - Child & Adolescent	0	2	2	1	0	1	3	0	0	0	0	0	0	0
Psychiatry - Geriatric	1	0	1	0	1	1	2	0	0	0	0	0	0	0
Public Health & Preventive Medicine	4	0	4	2	0	2	6	1	0	1	1	0	1	2
Radiation Oncology	2	0	2	4	0	4	6	0	0	0	3	0	3	3
<b>Other Specialty Total</b>	<b>77</b>	<b>3</b>	<b>80</b>	<b>97</b>	<b>5</b>	<b>102</b>	<b>182</b>	<b>28</b>	<b>0</b>	<b>28</b>	<b>28</b>	<b>0</b>	<b>28</b>	<b>56</b>
Internal Medicine	28	0	28	45	0	45	73	9	0	9	9	0	9	18
Cardiology	2	0	2	6	0	6	8	0	0	0	1	0	1	1
Dermatology	8	1	9	6	0	6	15	0	0	0	1	0	1	1
Endocrinology & Metabolism	4	0	4	0	0	0	4	0	0	0	0	0	0	0
Gastroenterology	2	0	2	1	0	1	3	1	0	1	0	0	0	1
General Internal Medicine	5	0	5	2	0	2	7	0	0	0	0	0	0	0
Geriatric Medicine	2	0	2	1	0	1	3	2	0	2	0	0	0	2
Hematology	2	0	2	3	0	3	5	0	0	0	0	0	0	0
Infectious Diseases	0	0	0	2	0	2	2	0	0	0	0	0	0	0
Medical Oncology	2	0	2	0	0	0	2	1	0	1	0	0	0	1
Nephrology	2	0	2	1	0	1	3	0	0	0	0	0	0	0
Neurology	10	0	10	5	0	5	15	2	0	2	2	0	2	4
Respirology	0	0	0	3	0	3	3	0	0	0	1	1	2	2
Rheumatology	1	1	2	0	0	0	2	1	0	1	1	0	1	2
<b>Internal Medicine Total</b>	<b>68</b>	<b>2</b>	<b>70</b>	<b>75</b>	<b>0</b>	<b>75</b>	<b>145</b>	<b>16</b>	<b>0</b>	<b>16</b>	<b>15</b>	<b>1</b>	<b>16</b>	<b>32</b>
Pediatrics	22	0	22	15	0	15	37	4	0	4	3	0	3	7
Critical Care Medicine - Pediatric	3	0	3	0	0	0	3	1	0	1	0	0	0	1
Emergency Medicine - Pediatric	4	0	4	1	0	1	5	3	0	3	0	0	0	3
Endocrinology & Metabolism - Pediatric	2	0	2	0	0	0	2	0	0	0	1	0	1	1
Hematology / Oncology - Pediatric	1	0	1	0	0	0	1	0	0	0	0	0	0	0
Infectious Diseases - Pediatric	0	0	0	1	0	1	1	0	0	0	0	0	0	0
Neonatal-Perinatal Medicine	0	0	0	0	0	0	0	1	0	1	0	0	0	1
Nephrology - Pediatric	0	0	0	1	0	1	1	0	0	0	0	0	0	0
Neurology - Pediatric	3	0	3	0	0	0	3	1	0	1	0	0	0	1
Radiology - Pediatric	0	0	0	0	0	0	0	0	0	0	0	0	0	0
<b>Pediatrics Total</b>	<b>35</b>	<b>0</b>	<b>35</b>	<b>18</b>	<b>0</b>	<b>18</b>	<b>53</b>	<b>10</b>	<b>0</b>	<b>10</b>	<b>4</b>	<b>0</b>	<b>4</b>	<b>14</b>
General Surgery	12	0	12	13	0	13	25	1	0	1	4	0	4	5
Cardiac Surgery	3	0	3	2	0	2	5	0	0	0	2	0	2	2
Colorectal Surgery	0	0	0	2	0	2	2	0	0	0	0	0	0	0
General Surgical Oncology	1	0	1	1	0	1	2	0	0	0	0	0	0	0
Gynecologic Oncology	0	0	0	1	0	1	1	0	0	0	0	0	0	0
Gyn Reprod Endocrinology & Infertility	2	1	3	0	0	0	3	0	0	0	0	0	0	0
Maternal Fetal Medicine	2	0	2	0	0	0	2	0	0	0	0	0	0	0
Neurosurgery	4	0	4	1	0	1	5	0	0	0	1	0	1	1
Obstetrics & Gynecology	25	0	25	0	0	0	25	4	0	4	3	0	3	7
Ophthalmology	6	0	6	7	0	7	13	2	0	2	1	0	1	3
Orthopedic Surgery	8	0	8	15	1	16	24	1	0	1	5	0	5	6
Otolaryngology - Head & Neck Surgery	5	0	5	3	0	3	8	1	0	1	1	0	1	2
Pediatric General Surgery	0	0	0	1	0	1	1	0	0	0	0	0	0	0
Plastic Surgery	4	0	4	5	0	5	9	0	0	0	1	0	1	1
Thoracic Surgery	1	0	1	1	0	1	2	0	0	0	0	0	0	0
Urology	2	0	2	14	0	14	16	0	0	0	3	0	3	3
Vascular Surgery	3	1	4	1	1	2	6	0	0	0	1	0	1	1
<b>Surgery Total</b>	<b>78</b>	<b>2</b>	<b>80</b>	<b>67</b>	<b>2</b>	<b>69</b>	<b>149</b>	<b>9</b>	<b>0</b>	<b>9</b>	<b>22</b>	<b>0</b>	<b>22</b>	<b>31</b>
Anatomical Pathology	4	0	4	7	0	7	11	3	0	3	1	0	1	4
Hematological Pathology	0	0	0	0	0	0	0	1	0	1	0	0	0	1
Medical Microbiology	0	0	0	1	0	1	1	1	0	1	1	0	1	2
<b>Laboratory Medicine Total</b>	<b>4</b>	<b>0</b>	<b>4</b>	<b>8</b>	<b>0</b>	<b>8</b>	<b>12</b>	<b>5</b>	<b>0</b>	<b>5</b>	<b>2</b>	<b>0</b>	<b>2</b>	<b>7</b>
Areas of Focused Competence	0	0	0	0	0	0	0	0	0	0	0	0	0	0
Clinician Investigator	3	2	5	5	1	6	11	0	0	0	0	0	0	0
Palliative Medicine	3	1	4	1	0	1	5	0	0	0	0	0	0	0
<b>Special Program Total</b>	<b>6</b>	<b>3</b>	<b>9</b>	<b>6</b>	<b>1</b>	<b>7</b>	<b>16</b>	<b>0</b>	<b>0</b>	<b>0</b>	<b>0</b>	<b>0</b>	<b>0</b>	<b>0</b>
<b>Grand Total</b>	<b>343</b>	<b>11</b>	<b>354</b>	<b>326</b>	<b>10</b>	<b>336</b>	<b>690</b>	<b>84</b>	<b>0</b>	<b>84</b>	<b>82</b>	<b>1</b>	<b>83</b>	<b>167</b>

SOURCE: Ontario Postgraduate Registry, November 2018  
 Ontario Physician Human Resources Data Centre  
 Prepared December 2018

Note: Re-entry, Repatriation and International Medical Graduate (IMG) trainees are included in these tables - see Part 3 for details

**Table 1.73 Postgraduate Medical Trainees at the University of Ottawa by Program, Pool, Sex and Source of Funding**

<b>Ottawa</b>	<b>POOL C</b>			<b>POOL D</b>			<b>POOL E</b>			<b>TOTALS</b>		
	<b>FEMALE</b>	<b>MALE</b>	<b>TOTAL</b>	<b>FEMALE</b>	<b>MALE</b>	<b>TOTAL</b>	<b>FEMALE</b>	<b>MALE</b>	<b>TOTAL</b>	<b>FEMALE</b>	<b>MALE</b>	<b>GRAND TOTAL</b>
	<b>Not CEB</b>	<b>Not CEB</b>		<b>Not CEB</b>	<b>Not CEB</b>		<b>Not CEB</b>	<b>Not CEB</b>		<b>Not CEB</b>		
Family Medicine	0	0	0	0	0	0	0	0	0	89	66	155
F.M./ Emergency Medicine	0	0	0	0	0	0	0	0	0	3	2	5
<b>Family Medicine Total</b>	<b>0</b>	<b>0</b>	<b>0</b>	<b>0</b>	<b>0</b>	<b>0</b>	<b>0</b>	<b>0</b>	<b>0</b>	<b>92</b>	<b>68</b>	<b>160</b>
Anesthesiology	1	0	1	7	5	12	1	3	4	33	38	71
Critical Care Medicine	0	0	0	0	0	0	0	1	1	1	3	4
Diagnostic Radiology	0	0	0	1	2	3	0	12	12	11	35	46
Emergency Medicine	0	0	0	1	2	3	1	1	2	16	37	53
Medical Genetics	0	0	0	1	0	1	0	0	0	6	0	6
Neuroradiology	0	0	0	0	0	0	2	2	4	2	2	4
Nuclear Medicine	0	0	0	0	0	0	1	2	3	1	2	3
Physical Medicine & Rehab.	0	0	0	0	0	0	0	0	0	4	6	10
Psychiatry	0	0	0	0	0	0	0	0	0	40	25	65
Psychiatry - Child & Adolescent	0	0	0	0	0	0	0	1	1	2	2	4
Psychiatry - Geriatric	0	0	0	0	0	0	0	0	0	1	1	2
Public Health & Preventive Medicine	0	0	0	0	0	0	0	0	0	5	3	8
Radiation Oncology	2	2	4	0	2	2	1	1	2	5	12	17
<b>Other Specialty Total</b>	<b>3</b>	<b>2</b>	<b>5</b>	<b>10</b>	<b>11</b>	<b>21</b>	<b>6</b>	<b>23</b>	<b>29</b>	<b>127</b>	<b>166</b>	<b>293</b>
Internal Medicine	3	0	3	0	0	0	0	0	0	40	54	94
Cardiology	0	3	3	1	1	2	4	3	7	7	14	21
Dermatology	0	0	0	1	1	2	1	0	1	11	8	19
Endocrinology & Metabolism	0	1	1	0	0	0	1	1	2	5	2	7
Gastroenterology	0	2	2	0	1	1	1	1	2	4	5	9
General Internal Medicine	0	0	0	0	0	0	0	0	0	5	2	7
Geriatric Medicine	0	0	0	0	0	0	0	0	0	4	1	5
Hematology	0	1	1	2	1	3	1	5	6	5	10	15
Infectious Diseases	0	0	0	2	0	2	0	0	0	2	2	4
Medical Oncology	0	0	0	1	1	2	0	4	4	4	5	9
Nephrology	0	0	0	0	1	1	0	4	4	2	6	8
Neurology	0	0	0	1	1	2	0	2	2	13	10	23
Respirology	0	0	0	1	1	2	0	0	0	1	6	7
Rheumatology	0	0	0	0	0	0	1	1	2	4	2	6
<b>Internal Medicine Total</b>	<b>3</b>	<b>7</b>	<b>10</b>	<b>9</b>	<b>8</b>	<b>17</b>	<b>9</b>	<b>21</b>	<b>30</b>	<b>107</b>	<b>127</b>	<b>234</b>
Pediatrics	0	1	1	0	2	2	2	0	2	28	21	49
Critical Care Medicine - Pediatric	0	0	0	0	1	1	0	0	0	4	1	5
Emergency Medicine - Pediatric	0	0	0	0	0	0	0	0	0	7	1	8
Endocrinology & Metabolism - Pediatric	0	0	0	0	0	0	0	0	0	2	1	3
Hematology / Oncology - Pediatric	0	0	0	0	0	0	0	3	3	1	3	4
Infectious Diseases - Pediatric	0	0	0	2	0	2	0	0	0	2	1	3
Neonatal-Perinatal Medicine	0	0	0	1	1	2	1	3	4	3	4	7
Nephrology - Pediatric	0	0	0	0	0	0	1	0	1	1	1	2
Neurology - Pediatric	0	0	0	0	0	0	1	0	1	5	0	5
Radiology - Pediatric	0	0	0	1	0	1	1	3	4	2	3	5
<b>Pediatrics Total</b>	<b>0</b>	<b>1</b>	<b>1</b>	<b>4</b>	<b>4</b>	<b>8</b>	<b>6</b>	<b>9</b>	<b>15</b>	<b>55</b>	<b>36</b>	<b>91</b>
General Surgery	0	0	0	1	2	3	0	0	0	14	19	33
Cardiac Surgery	0	0	0	0	0	0	0	2	2	3	6	9
Colorectal Surgery	0	0	0	0	0	0	0	0	0	0	2	2
General Surgical Oncology	0	0	0	0	0	0	0	0	0	1	1	2
Gynecologic Oncology	0	0	0	0	0	0	1	0	1	1	1	2
Gyn Reprod Endocrinology & Infertility	0	0	0	0	0	0	0	0	0	3	0	3
Maternal Fetal Medicine	0	0	0	1	0	1	3	1	4	6	1	7
Neurosurgery	0	6	6	1	1	2	0	5	5	5	14	19
Obstetrics & Gynecology	0	0	0	3	1	4	1	0	1	33	4	37
Ophthalmology	0	1	1	0	1	1	2	3	5	10	13	23
Orthopedic Surgery	0	3	3	1	7	8	0	7	7	10	38	48
Otolaryngology - Head & Neck Surgery	0	1	1	0	1	1	0	3	3	6	9	15
Pediatric General Surgery	0	0	0	0	1	1	0	0	0	0	2	2
Plastic Surgery	0	0	0	0	0	0	0	0	0	4	6	10
Thoracic Surgery	1	0	1	0	0	0	0	0	0	2	1	3
Urology	0	0	0	0	1	1	0	1	0	2	19	21
Vascular Surgery	0	0	0	0	0	0	0	0	0	4	3	7
<b>Surgery Total</b>	<b>1</b>	<b>11</b>	<b>12</b>	<b>7</b>	<b>15</b>	<b>22</b>	<b>7</b>	<b>22</b>	<b>29</b>	<b>104</b>	<b>139</b>	<b>243</b>
Anatomical Pathology	0	0	0	0	0	0	0	0	0	7	8	15
Hematological Pathology	0	0	0	0	0	0	0	0	0	1	0	1
Medical Microbiology	0	0	0	0	0	0	0	0	0	1	2	3
<b>Laboratory Medicine Total</b>	<b>0</b>	<b>0</b>	<b>0</b>	<b>0</b>	<b>0</b>	<b>0</b>	<b>0</b>	<b>0</b>	<b>0</b>	<b>9</b>	<b>10</b>	<b>19</b>
Areas of Focused Competence	0	0	0	2	4	6	1	9	10	3	13	16
Clinician Investigator	0	0	0	0	0	0	0	0	0	5	6	11
Palliative Medicine	0	0	0	0	0	0	0	0	0	4	1	5
<b>Special Program Total</b>	<b>0</b>	<b>0</b>	<b>0</b>	<b>2</b>	<b>4</b>	<b>6</b>	<b>1</b>	<b>9</b>	<b>10</b>	<b>12</b>	<b>20</b>	<b>32</b>
<b>Grand Total</b>	<b>7</b>	<b>21</b>	<b>28</b>	<b>32</b>	<b>42</b>	<b>74</b>	<b>29</b>	<b>84</b>	<b>113</b>	<b>506</b>	<b>566</b>	<b>1072</b>

SOURCE: Ontario Postgraduate Registry, November 2018  
 Ontario Physician Human Resources Data Centre  
 Prepared December 2018

Note: Re-entry, Repatriation and International Medical Graduate (IMG) trainees are included in these tables - see Part 3 for details

**Table 1.74 Postgraduate Medical Trainees Queen's University by Program, Pool, Sex and Source of Funding**

<b>Queen's</b>	<b>POOL A</b>							<b>POOL B</b>						
	<b>FEMALE</b>			<b>MALE</b>			<b>TOTAL</b>	<b>FEMALE</b>			<b>MALE</b>			<b>TOTAL</b>
	<b>CEB</b>	<b>Not CEB</b>	<b>TOTAL</b>	<b>CEB</b>	<b>Not CEB</b>	<b>TOTAL</b>		<b>CEB</b>	<b>Not CEB</b>	<b>TOTAL</b>	<b>CEB</b>	<b>Not CEB</b>	<b>TOTAL</b>	
Family Medicine	70	4	74	49	7	56	130	11	0	11	12	0	12	23
F.M./ Emergency Medicine	2	0	2	4	0	4	6	0	0	0	2	0	2	2
<b>Family Medicine Total</b>	<b>72</b>	<b>4</b>	<b>76</b>	<b>53</b>	<b>7</b>	<b>60</b>	<b>136</b>	<b>11</b>	<b>0</b>	<b>11</b>	<b>14</b>	<b>0</b>	<b>14</b>	<b>25</b>
Anesthesiology	8	0	8	11	0	11	19	0	0	0	0	0	0	0
Critical Care Medicine	2	0	2	4	1	5	7	0	0	0	1	0	1	1
Diagnostic Radiology	1	0	1	11	0	11	12	0	0	0	3	0	3	3
Emergency Medicine	7	0	7	14	0	14	21	0	0	0	0	0	0	0
Physical Medicine & Rehab.	1	0	1	4	0	4	5	0	0	0	0	0	0	0
Psychiatry	6	0	6	7	2	9	15	10	0	10	4	0	4	14
Psychiatry - Child & Adolescent	0	0	0	0	0	0	0	1	0	1	0	0	0	1
Psychiatry - Geriatric	0	0	0	0	0	0	0	0	0	0	1	0	1	1
Public Health & Preventive Medicine	7	0	7	5	0	5	12	0	0	0	0	0	0	0
Radiation Oncology	1	0	1	6	0	6	7	1	0	1	0	0	0	1
<b>Other Specialty Total</b>	<b>33</b>	<b>0</b>	<b>33</b>	<b>62</b>	<b>3</b>	<b>65</b>	<b>98</b>	<b>12</b>	<b>0</b>	<b>12</b>	<b>9</b>	<b>0</b>	<b>9</b>	<b>21</b>
Internal Medicine	23	0	23	24	0	24	47	6	0	6	5	0	5	11
Cardiology	2	0	2	1	0	1	3	0	0	0	3	0	3	3
Gastroenterology	1	0	1	2	0	2	3	0	0	0	1	0	1	1
General Internal Medicine	4	0	4	3	0	3	7	1	0	1	1	0	1	2
Hematology	3	0	3	0	0	0	3	2	0	2	0	0	0	2
Medical Oncology	0	0	0	2	0	2	2	1	0	1	0	0	0	1
Nephrology	1	0	1	1	0	1	2	0	0	0	1	0	1	1
Neurology	4	0	4	6	0	6	10	1	0	1	1	0	1	2
Respirology	1	0	1	3	0	3	4	0	0	0	0	0	0	0
Rheumatology	2	0	2	0	0	0	2	1	0	1	1	0	1	2
<b>Internal Medicine Total</b>	<b>41</b>	<b>0</b>	<b>41</b>	<b>42</b>	<b>0</b>	<b>42</b>	<b>83</b>	<b>12</b>	<b>0</b>	<b>12</b>	<b>13</b>	<b>0</b>	<b>13</b>	<b>25</b>
Pediatrics	11	0	11	2	0	2	13	3	0	3	1	0	1	4
<b>Pediatrics Total</b>	<b>11</b>	<b>0</b>	<b>11</b>	<b>2</b>	<b>0</b>	<b>2</b>	<b>13</b>	<b>3</b>	<b>0</b>	<b>3</b>	<b>1</b>	<b>0</b>	<b>1</b>	<b>4</b>
General Surgery	6	0	6	6	0	6	12	1	0	1	1	0	1	2
Cardiac Surgery	0	0	0	0	0	0	0	0	0	0	0	0	0	0
Obstetrics & Gynecology	14	0	14	1	0	1	15	0	0	0	1	0	1	1
Ophthalmology	6	0	6	6	0	6	12	0	0	0	0	0	0	0
Orthopedic Surgery	4	0	4	4	0	4	8	1	0	1	0	0	0	1
Urology	2	0	2	3	0	3	5	0	0	0	0	0	0	0
<b>Surgery Total</b>	<b>32</b>	<b>0</b>	<b>32</b>	<b>20</b>	<b>0</b>	<b>20</b>	<b>52</b>	<b>2</b>	<b>0</b>	<b>2</b>	<b>2</b>	<b>0</b>	<b>2</b>	<b>4</b>
Anatomical Pathology	2	0	2	2	0	2	4	4	0	4	2	0	2	6
<b>Laboratory Medicine Total</b>	<b>2</b>	<b>0</b>	<b>2</b>	<b>2</b>	<b>0</b>	<b>2</b>	<b>4</b>	<b>4</b>	<b>0</b>	<b>4</b>	<b>2</b>	<b>0</b>	<b>2</b>	<b>6</b>
Areas of Focused Competence	0	0	0	0	0	0	0	0	0	0	0	0	0	0
Clinician Investigator	2	2	4	2	4	6	10	0	1	1	0	0	0	1
Palliative Medicine	0	0	0	0	0	0	0	1	0	1	1	0	1	2
<b>Special Program Total</b>	<b>2</b>	<b>2</b>	<b>4</b>	<b>2</b>	<b>4</b>	<b>6</b>	<b>10</b>	<b>1</b>	<b>1</b>	<b>2</b>	<b>1</b>	<b>0</b>	<b>1</b>	<b>3</b>
<b>Grand Total</b>	<b>193</b>	<b>6</b>	<b>199</b>	<b>183</b>	<b>14</b>	<b>197</b>	<b>396</b>	<b>45</b>	<b>1</b>	<b>46</b>	<b>42</b>	<b>0</b>	<b>42</b>	<b>88</b>

SOURCE: Ontario Postgraduate Registry, November 2018  
 Ontario Physician Human Resources Data Centre  
 Prepared December 2018

Note: Re-entry, Repatriation and International Medical Graduate (IMG) trainees are included in these tables - see Part 3 for details





**Table 1.74 Postgraduate Medical Trainees Queen's University by Program, Pool, Sex and Source of Funding**

Queen's	POOL C			POOL D			POOL E			TOTALS		
	FEMALE	MALE	TOTAL	FEMALE	MALE	TOTAL	FEMALE	MALE	TOTAL	FEMALE	MALE	GRAND TOTAL
	Not CEB	Not CEB		Not CEB	Not CEB		Not CEB	Not CEB				
Family Medicine	0	0	0	0	0	0	0	0	0	85	68	153
F.M./ Emergency Medicine	0	0	0	0	0	0	0	0	0	2	6	8
<b>Family Medicine Total</b>	<b>0</b>	<b>0</b>	<b>0</b>	<b>0</b>	<b>0</b>	<b>0</b>	<b>0</b>	<b>0</b>	<b>0</b>	<b>87</b>	<b>74</b>	<b>161</b>
Anesthesiology	0	0	0	0	0	0	1	1	2	9	12	21
Critical Care Medicine	0	0	0	0	0	0	0	0	3	2	9	11
Diagnostic Radiology	0	0	0	0	0	0	0	0	0	1	14	15
Emergency Medicine	0	0	0	1	0	1	0	0	0	8	14	22
Physical Medicine & Rehab.	0	0	0	0	0	0	0	0	0	1	4	5
Psychiatry	0	1	1	0	0	0	3	1	4	19	15	34
Psychiatry - Child & Adolescent	0	0	0	0	0	0	2	0	2	3	0	3
Psychiatry - Geriatric	0	0	0	0	0	0	0	0	0	0	1	1
Public Health & Preventive Medicine	0	0	0	0	0	0	0	0	0	7	5	12
Radiation Oncology	0	1	1	0	0	0	0	0	0	2	7	9
<b>Other Specialty Total</b>	<b>0</b>	<b>2</b>	<b>2</b>	<b>1</b>	<b>0</b>	<b>1</b>	<b>6</b>	<b>5</b>	<b>11</b>	<b>52</b>	<b>81</b>	<b>133</b>
Internal Medicine	5	2	7	0	0	0	0	0	0	34	31	65
Cardiology	0	1	1	1	1	0	1	1	0	4	5	9
Gastroenterology	0	1	1	0	0	0	0	0	0	1	4	5
General Internal Medicine	0	0	0	0	0	0	0	0	0	5	4	9
Hematology	0	0	0	0	0	0	0	0	0	5	0	5
Medical Oncology	0	0	0	0	0	1	1	0	0	1	3	4
Nephrology	0	0	0	0	0	0	0	0	3	1	5	6
Neurology	0	0	0	0	0	0	0	0	0	5	7	12
Respirology	0	0	0	0	0	0	2	2	4	3	5	8
Rheumatology	0	0	0	0	0	0	0	0	0	3	1	4
<b>Internal Medicine Total</b>	<b>5</b>	<b>4</b>	<b>9</b>	<b>1</b>	<b>1</b>	<b>2</b>	<b>3</b>	<b>5</b>	<b>8</b>	<b>62</b>	<b>65</b>	<b>127</b>
Pediatrics	0	1	1	0	0	0	0	0	0	14	4	18
<b>Pediatrics Total</b>	<b>0</b>	<b>1</b>	<b>1</b>	<b>0</b>	<b>0</b>	<b>0</b>	<b>0</b>	<b>0</b>	<b>0</b>	<b>14</b>	<b>4</b>	<b>18</b>
General Surgery	0	0	0	0	0	0	0	0	0	7	7	14
Cardiac Surgery	0	0	0	0	0	0	0	0	1	0	1	1
Obstetrics & Gynecology	0	0	0	2	0	2	0	0	0	16	2	18
Ophthalmology	0	0	0	1	0	1	0	1	1	7	7	14
Orthopedic Surgery	0	5	5	0	4	4	0	3	3	5	16	21
Urology	0	0	0	0	0	0	0	0	0	2	3	5
<b>Surgery Total</b>	<b>0</b>	<b>5</b>	<b>5</b>	<b>3</b>	<b>4</b>	<b>7</b>	<b>0</b>	<b>5</b>	<b>5</b>	<b>37</b>	<b>36</b>	<b>73</b>
Anatomical Pathology	0	0	0	0	0	0	0	0	0	6	4	10
<b>Laboratory Medicine Total</b>	<b>0</b>	<b>0</b>	<b>0</b>	<b>0</b>	<b>0</b>	<b>0</b>	<b>0</b>	<b>0</b>	<b>0</b>	<b>6</b>	<b>4</b>	<b>10</b>
Areas of Focused Competence	0	0	0	0	0	0	0	4	4	0	4	4
Clinician Investigator	0	0	0	0	0	0	0	0	0	5	2	4
Palliative Medicine	0	0	0	0	0	0	0	0	0	1	1	0
<b>Special Program Total</b>	<b>0</b>	<b>0</b>	<b>0</b>	<b>0</b>	<b>0</b>	<b>0</b>	<b>0</b>	<b>4</b>	<b>4</b>	<b>6</b>	<b>11</b>	<b>17</b>
<b>Grand Total</b>	<b>5</b>	<b>12</b>	<b>17</b>	<b>5</b>	<b>5</b>	<b>10</b>	<b>9</b>	<b>19</b>	<b>28</b>	<b>264</b>	<b>275</b>	<b>539</b>

SOURCE: Ontario Postgraduate Registry, November 2018  
 Ontario Physician Human Resources Data Centre  
 Prepared December 2018

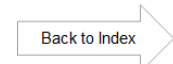
Note: Re-entry, Repatriation and International Medical Graduate (IMG) trainees are included in these tables - see Part 3 for details

**Table 1.75 Postgraduate Medical Trainees at the University of Toronto by Program, Pool, Sex and Source of Funding**

Toronto	POOL A							POOL B						
	FEMALE			MALE			TOTAL	FEMALE			MALE			TOTAL
	CEB	Not CEB	TOTAL	CEB	Not CEB	TOTAL		CEB	Not CEB	TOTAL	CEB	Not CEB	TOTAL	
Family Medicine	200	0	200	120	5	125	325	33	0	33	19	0	19	52
F.M./ Emergency Medicine	2	1	3	5	0	5	8	0	0	0	0	0	0	0
<b>Family Medicine Total</b>	<b>202</b>	<b>1</b>	<b>203</b>	<b>125</b>	<b>5</b>	<b>130</b>	<b>333</b>	<b>33</b>	<b>0</b>	<b>33</b>	<b>19</b>	<b>0</b>	<b>19</b>	<b>52</b>
Anesthesiology	21	0	21	46	1	47	68	6	0	6	13	0	13	19
Clinical Pharmacology & Toxicology	1	0	1	1	0	1	2	1	0	1	0	0	0	1
Critical Care Medicine	4	0	4	8	0	8	12	0	0	0	1	0	1	1
Diagnostic Radiology	12	0	12	33	0	33	45	6	0	6	6	1	7	13
Emergency Medicine	12	0	12	23	0	23	35	3	0	3	12	0	12	15
Medical Genetics	1	0	1	4	0	4	5	1	1	2	3	0	3	5
Neuroradiology	1	0	1	2	0	2	3	0	0	0	0	0	0	0
Nuclear Medicine	0	0	0	2	0	2	2	0	0	0	0	0	0	0
Physical Medicine & Rehab.	11	0	11	7	0	7	18	0	0	0	2	0	2	2
Psychiatry	74	0	74	75	0	75	149	10	0	10	11	0	11	21
Psychiatry - Child & Adolescent	7	0	7	1	0	1	8	0	0	0	1	0	1	1
Psychiatry - Forensic	1	0	1	1	0	1	2	0	0	0	0	0	0	0
Psychiatry - Geriatric	2	0	2	1	0	1	3	0	0	0	0	0	0	0
Public Health & Preventive Medicine	8	0	8	3	0	3	11	0	0	0	0	0	0	0
Radiation Oncology	7	0	7	9	0	9	16	0	0	0	0	0	0	0
<b>Other Specialty Total</b>	<b>162</b>	<b>0</b>	<b>162</b>	<b>216</b>	<b>1</b>	<b>217</b>	<b>379</b>	<b>27</b>	<b>1</b>	<b>28</b>	<b>49</b>	<b>1</b>	<b>50</b>	<b>78</b>
Internal Medicine	89	2	91	80	3	83	174	19	1	20	16	0	16	36
Cardiology	7	0	7	13	0	13	20	1	0	1	3	0	3	4
Clinical Immunology & Allergy	1	0	1	2	0	2	3	0	0	0	0	0	0	0
Dermatology	12	0	12	15	0	15	27	4	0	4	0	0	0	4
Endocrinology & Metabolism	5	0	5	0	0	0	5	1	0	1	0	0	0	1
Gastroenterology	3	0	3	3	0	3	6	2	0	2	2	0	2	4
General Internal Medicine	2	0	2	7	0	7	9	0	0	0	2	0	2	2
Geriatric Medicine	3	0	3	2	0	2	5	2	0	2	1	0	1	3
Hematology	5	0	5	2	0	2	7	1	0	1	0	0	0	1
Infectious Diseases	2	0	2	4	1	5	7	0	0	0	0	0	0	0
Medical Oncology	5	0	5	4	0	4	9	0	0	0	1	0	1	1
Nephrology	3	0	3	2	0	2	5	0	0	0	1	0	1	1
Neurology	13	0	13	10	0	10	23	7	0	7	6	0	6	13
Occupational Medicine	1	0	1	0	0	0	1	1	0	1	0	0	0	1
Respirology	4	0	4	4	0	4	8	0	0	0	0	0	0	0
Rheumatology	2	0	2	5	0	5	7	2	0	2	0	0	0	2
<b>Internal Medicine Total</b>	<b>157</b>	<b>2</b>	<b>159</b>	<b>153</b>	<b>4</b>	<b>157</b>	<b>316</b>	<b>40</b>	<b>1</b>	<b>41</b>	<b>32</b>	<b>0</b>	<b>32</b>	<b>73</b>
Pediatrics	39	1	40	15	0	15	55	11	0	11	5	0	5	16
Adolescent Medicine	3	1	4	1	0	1	5	0	0	0	0	0	0	0
Cardiology - Pediatric	0	2	2	1	0	1	3	1	0	1	1	0	1	2
Clinical Immunology & Allergy - Pediatric	4	0	4	0	0	0	4	1	0	1	0	0	0	1
Critical Care Medicine - Pediatric	2	0	2	0	0	0	2	2	0	2	0	0	0	2
Developmental Pediatrics	2	1	3	0	1	1	4	1	0	1	0	0	0	1
Emergency Medicine - Pediatric	3	2	5	0	1	1	6	0	0	0	0	0	0	0
Endocrinology & Metabolism - Pediatric	2	1	3	0	0	0	3	0	0	0	0	0	0	0
Gastroenterology - Pediatric	0	1	1	1	0	1	2	0	0	0	0	0	0	0
Hematology / Oncology - Pediatric	4	1	5	0	1	1	6	0	0	0	0	0	0	0
Infectious Diseases - Pediatric	3	0	3	0	0	0	3	0	0	0	0	0	0	0
Neonatal-Perinatal Medicine	1	1	2	0	1	1	3	0	0	0	0	0	0	0
Nephrology - Pediatric	1	1	2	1	0	1	3	1	0	1	0	0	0	1
Neurology - Pediatric	6	0	6	2	0	2	8	4	0	4	0	0	0	4
Radiology - Pediatric	0	0	0	0	0	0	0	1	0	1	1	0	1	2
Respirology - Pediatric	1	0	1	1	0	1	2	1	1	2	0	0	0	2
Rheumatology - Pediatric	3	0	3	2	0	2	5	0	0	0	0	1	1	1
<b>Pediatrics Total</b>	<b>74</b>	<b>12</b>	<b>86</b>	<b>24</b>	<b>4</b>	<b>28</b>	<b>114</b>	<b>23</b>	<b>1</b>	<b>24</b>	<b>7</b>	<b>1</b>	<b>8</b>	<b>32</b>
General Surgery	14	0	14	31	0	31	45	7	0	7	8	0	8	15
Cardiac Surgery	2	0	2	2	0	2	4	0	0	0	0	0	0	0
Colorectal Surgery	1	0	1	3	0	3	4	0	0	0	0	0	0	0
General Surgical Oncology	2	0	2	3	0	3	5	0	0	0	0	0	0	0
Gynecologic Oncology	1	0	1	0	0	0	1	1	0	1	1	0	1	2
Gyn Reprod Endocrinology & Infertility	3	0	3	0	0	0	3	0	0	0	0	0	0	0
Maternal Fetal Medicine	3	0	3	1	0	1	4	0	0	0	0	0	0	0
Neurosurgery	4	1	5	13	1	14	19	1	0	1	2	0	2	3
Obstetrics & Gynecology	46	0	46	9	0	9	55	7	0	7	2	1	3	10
Ophthalmology	9	0	9	10	0	10	19	1	0	1	5	0	5	6
Orthopedic Surgery	5	0	5	27	0	27	32	2	0	2	7	0	7	9
Otolaryngology - Head & Neck Surgery	6	0	6	17	0	17	23	0	0	0	0	0	0	0
Pediatric General Surgery	1	0	1	1	0	1	2	0	0	0	0	0	0	0
Plastic Surgery	10	0	10	8	0	8	18	1	0	1	0	0	0	1
Thoracic Surgery	1	0	1	3	0	3	4	0	0	0	0	0	0	0
Urology	6	0	6	12	0	12	18	1	0	1	4	0	4	5
Vascular Surgery	3	0	3	7	0	7	10	0	0	0	0	0	0	0
<b>Surgery Total</b>	<b>117</b>	<b>1</b>	<b>118</b>	<b>147</b>	<b>1</b>	<b>148</b>	<b>266</b>	<b>21</b>	<b>0</b>	<b>21</b>	<b>29</b>	<b>1</b>	<b>30</b>	<b>51</b>
Anatomical Pathology	7	0	7	8	0	8	15	7	0	7	5	0	5	12
Forensic Pathology	0	0	0	1	0	1	1	0	0	0	0	0	0	0
Hematological Pathology	0	0	0	0	0	0	0	1	0	1	1	0	1	2
Medical Microbiology	0	0	0	1	0	1	1	1	0	1	1	0	1	2
Neuropathology	0	0	0	3	0	3	3	0	0	0	0	0	0	0
<b>Laboratory Medicine Total</b>	<b>7</b>	<b>0</b>	<b>7</b>	<b>13</b>	<b>0</b>	<b>13</b>	<b>20</b>	<b>9</b>	<b>0</b>	<b>9</b>	<b>7</b>	<b>0</b>	<b>7</b>	<b>16</b>
Areas of Focused Competence	0	0	0	0	0	0	0	0	0	0	0	0	0	0
Clinician Investigator	6	15	21	20	29	49	70	2	1	3	1	2	3	6
Palliative Medicine	0	0	0	2	0	2	2	0	0	0	0	0	0	0
<b>Special Program Total</b>	<b>6</b>	<b>15</b>	<b>21</b>	<b>22</b>	<b>29</b>	<b>51</b>	<b>72</b>	<b>2</b>	<b>1</b>	<b>3</b>	<b>1</b>	<b>2</b>	<b>3</b>	<b>6</b>
<b>Grand Total</b>	<b>725</b>	<b>31</b>	<b>756</b>	<b>700</b>	<b>44</b>	<b>744</b>	<b>1500</b>	<b>155</b>	<b>4</b>	<b>159</b>	<b>144</b>	<b>5</b>	<b>149</b>	<b>308</b>

SOURCE: Ontario Postgraduate Registry, November 2018  
 Ontario Physician Human Resources Data Centre  
 Prepared December 2018

Note: Re-entry, Repatriation and International Medical Graduate (IMG) trainees are included in these tables - see Part 3 for details



**Table 1.75 Postgraduate Medical Trainees at the University of Toronto by Program, Pool, Sex and Source of Funding**

Toronto	POOL C			POOL D			POOL E			TOTALS		
	FEMALE	MALE	TOTAL	FEMALE	MALE	TOTAL	FEMALE	MALE	TOTAL	FEMALE	MALE	GRAND TOTAL
	Not CEB	Not CEB		Not CEB	Not CEB		Not CEB	Not CEB				
Family Medicine	4	2	6	8	2	10	1	0	1	246	148	394
F.M./ Emergency Medicine	0	0	0	0	0	0	0	0	0	3	5	8
<b>Family Medicine Total</b>	<b>4</b>	<b>2</b>	<b>6</b>	<b>8</b>	<b>2</b>	<b>10</b>	<b>1</b>	<b>0</b>	<b>1</b>	<b>249</b>	<b>153</b>	<b>402</b>
Anesthesiology	4	3	7	18	19	37	25	39	64	74	121	195
Clinical Pharmacology & Toxicology	0	1	1	1	0	1	0	0	0	3	2	5
Critical Care Medicine	0	0	0	6	7	13	14	22	36	24	38	62
Diagnostic Radiology	0	4	4	9	23	32	12	20	32	39	87	126
Emergency Medicine	0	0	0	0	0	0	0	2	2	15	37	52
Medical Genetics	0	1	1	1	2	3	5	0	5	9	10	19
Neuroradiology	1	1	2	0	2	2	4	4	8	6	9	15
Nuclear Medicine	0	0	0	0	0	0	0	0	0	0	2	2
Physical Medicine & Rehab.	0	0	0	1	4	5	1	2	3	13	15	28
Psychiatry	4	0	4	12	7	19	7	13	20	107	106	213
Psychiatry - Child & Adolescent	0	0	0	0	0	0	0	0	0	7	2	9
Psychiatry - Forensic	0	0	0	0	0	0	0	0	0	1	1	2
Psychiatry - Geriatric	0	0	0	1	0	1	0	0	0	3	1	4
Public Health & Preventive Medicine	0	0	0	0	0	0	0	0	0	8	3	11
Radiation Oncology	3	1	4	2	7	9	8	11	19	20	28	48
<b>Other Specialty Total</b>	<b>12</b>	<b>11</b>	<b>23</b>	<b>51</b>	<b>71</b>	<b>122</b>	<b>76</b>	<b>113</b>	<b>189</b>	<b>329</b>	<b>462</b>	<b>791</b>
Internal Medicine	6	10	16	0	0	0	0	0	0	117	109	226
Cardiology	0	5	5	16	13	29	10	20	30	34	54	88
Clinical Immunology & Allergy	0	0	0	0	0	0	0	0	0	1	2	3
Dermatology	0	0	0	3	1	4	6	0	6	25	16	41
Endocrinology & Metabolism	0	1	1	2	2	4	1	1	2	9	4	13
Gastroenterology	1	0	1	4	2	6	8	15	23	18	22	40
General Internal Medicine	0	0	0	6	8	14	2	0	2	10	17	27
Geriatric Medicine	0	0	0	0	0	0	0	0	0	5	3	8
Hematology	1	1	2	6	7	13	18	14	32	31	24	55
Infectious Diseases	0	0	0	3	2	5	2	4	6	7	11	18
Medical Oncology	0	0	0	12	10	22	16	17	33	33	32	65
Nephrology	0	0	0	1	9	10	7	21	28	11	33	44
Neurology	0	0	0	7	10	17	8	13	21	35	39	74
Occupational Medicine	0	0	0	0	0	0	1	0	1	3	0	3
Respirology	0	2	2	5	6	11	5	3	8	14	15	29
Rheumatology	1	2	3	2	3	5	5	8	13	12	18	30
<b>Internal Medicine Total</b>	<b>9</b>	<b>21</b>	<b>30</b>	<b>67</b>	<b>73</b>	<b>140</b>	<b>89</b>	<b>116</b>	<b>205</b>	<b>365</b>	<b>399</b>	<b>764</b>
Pediatrics	0	6	6	8	2	10	3	2	5	62	30	92
Adolescent Medicine	0	0	0	0	0	0	1	0	1	5	1	6
Cardiology - Pediatric	0	0	0	2	4	6	6	7	13	11	13	24
Clinical Immunology & Allergy - Pediatric	0	0	0	0	0	0	1	0	1	6	0	6
Critical Care Medicine - Pediatric	0	0	0	4	4	8	9	3	12	17	7	24
Developmental Pediatrics	0	0	0	1	0	1	0	0	0	5	1	6
Emergency Medicine - Pediatric	0	0	0	2	2	4	4	2	6	11	5	16
Endocrinology & Metabolism - Pediatric	0	0	0	0	0	0	1	2	3	4	2	6
Gastroenterology - Pediatric	0	0	0	3	0	3	5	5	10	9	6	15
Hematology / Oncology - Pediatric	2	1	3	2	8	10	17	7	24	26	17	43
Infectious Diseases - Pediatric	0	1	1	1	0	1	1	1	2	5	2	7
Neonatal-Perinatal Medicine	1	0	1	8	5	13	11	14	25	22	20	42
Nephrology - Pediatric	0	0	0	0	1	1	3	2	5	6	4	10
Neurology - Pediatric	3	1	4	5	1	6	8	4	12	26	8	34
Radiology - Pediatric	0	0	0	2	1	3	4	11	15	7	13	20
Respirology - Pediatric	1	0	1	0	1	1	5	1	6	9	3	12
Rheumatology - Pediatric	0	0	0	1	0	1	3	0	3	7	3	10
<b>Pediatrics Total</b>	<b>7</b>	<b>9</b>	<b>16</b>	<b>39</b>	<b>29</b>	<b>68</b>	<b>82</b>	<b>61</b>	<b>143</b>	<b>238</b>	<b>135</b>	<b>373</b>
General Surgery	1	3	4	6	8	14	0	4	4	28	54	82
Cardiac Surgery	1	2	3	1	6	7	2	15	17	6	25	31
Colorectal Surgery	0	0	0	1	0	1	0	0	0	2	3	5
General Surgical Oncology	0	0	0	1	3	4	1	3	4	4	9	13
Gynecologic Oncology	0	0	0	1	0	1	1	0	1	4	1	5
Gyn Reprod Endocrinology & Infertility	0	0	0	0	0	0	0	0	0	3	0	3
Maternal Fetal Medicine	0	0	0	3	0	3	7	3	10	13	4	17
Neurosurgery	1	1	2	0	3	3	3	17	20	10	37	47
Obstetrics & Gynecology	1	1	2	10	4	14	8	3	11	72	20	92
Ophthalmology	3	4	7	5	13	18	12	11	23	30	43	73
Orthopedic Surgery	1	3	4	7	24	31	1	30	31	16	91	107
Otolaryngology - Head & Neck Surgery	1	0	1	4	7	11	3	7	10	14	31	45
Pediatric General Surgery	0	0	0	1	0	1	2	0	2	4	1	5
Plastic Surgery	1	2	3	6	5	11	3	4	7	21	19	40
Thoracic Surgery	0	0	0	2	0	2	1	14	15	4	17	21
Urology	0	0	0	3	6	9	4	14	18	14	36	50
Vascular Surgery	0	5	5	0	1	1	0	3	3	3	16	19
<b>Surgery Total</b>	<b>10</b>	<b>21</b>	<b>31</b>	<b>51</b>	<b>80</b>	<b>131</b>	<b>48</b>	<b>128</b>	<b>176</b>	<b>248</b>	<b>407</b>	<b>655</b>
Anatomical Pathology	0	0	0	10	3	13	6	2	8	30	18	48
Forensic Pathology	0	0	0	0	0	0	0	3	3	0	4	4
Hematological Pathology	1	0	1	1	0	1	1	1	2	4	2	6
Medical Microbiology	0	0	0	0	0	0	0	1	1	1	3	4
Neuropathology	0	0	0	0	0	0	0	0	0	0	3	3
<b>Laboratory Medicine Total</b>	<b>1</b>	<b>0</b>	<b>1</b>	<b>11</b>	<b>3</b>	<b>14</b>	<b>7</b>	<b>7</b>	<b>14</b>	<b>35</b>	<b>30</b>	<b>65</b>
Areas of Focused Competence	0	0	0	3	5	8	0	3	3	3	8	11
Clinician Investigator	0	0	0	3	3	6	0	0	0	27	55	82
Palliative Medicine	0	0	0	0	0	0	0	0	0	0	2	2
<b>Special Program Total</b>	<b>0</b>	<b>0</b>	<b>0</b>	<b>6</b>	<b>8</b>	<b>14</b>	<b>0</b>	<b>3</b>	<b>3</b>	<b>30</b>	<b>65</b>	<b>95</b>
<b>Grand Total</b>	<b>43</b>	<b>64</b>	<b>107</b>	<b>233</b>	<b>266</b>	<b>499</b>	<b>303</b>	<b>428</b>	<b>731</b>	<b>1494</b>	<b>1651</b>	<b>3145</b>

SOURCE: Ontario Postgraduate Registry, November 2018  
 Ontario Physician Human Resources Data Centre  
 Prepared December 2018

Note: Re-entry, Repatriation and International Medical Graduate (IMG) trainees are included in these tables - see Part 3 for details

**Table 1.76 Postgraduate Medical Trainees at Western University by Program, Pool, Sex and Source of Funding**

Western	POOL A						POOL B							
	FEMALE			MALE			TOTAL	FEMALE			MALE			TOTAL
	CEB	Not CEB	TOTAL	CEB	Not CEB	TOTAL		CEB	Not CEB	TOTAL	CEB	Not CEB	TOTAL	
Family Medicine	62	0	62	64	1	65	127	28	0	28	13	0	13	41
F.M./ Emergency Medicine	2	1	3	7	0	7	10	1	0	1	0	0	0	1
<b>Family Medicine Total</b>	<b>64</b>	<b>1</b>	<b>65</b>	<b>71</b>	<b>1</b>	<b>72</b>	<b>137</b>	<b>29</b>	<b>0</b>	<b>29</b>	<b>13</b>	<b>0</b>	<b>13</b>	<b>42</b>
Anesthesiology	10	0	10	19	1	20	30	2	0	2	3	0	3	5
Clinical Pharmacology & Toxicology	0	0	0	0	0	0	0	0	0	0	0	0	0	0
Critical Care Medicine	2	0	2	6	0	6	8	0	0	0	0	0	0	0
Diagnostic Radiology	4	0	4	15	0	15	19	1	0	1	0	0	0	1
Emergency Medicine	5	0	5	17	0	17	22	0	0	0	0	0	0	0
Neuroradiology	0	0	0	0	0	0	0	0	0	0	0	0	0	0
Nuclear Medicine	0	0	0	1	0	1	1	0	0	0	2	0	2	2
Pain Medicine	0	0	0	1	0	1	1	0	0	0	1	0	1	1
Physical Medicine & Rehab.	3	0	3	3	0	3	6	0	0	0	0	0	0	0
Psychiatry	11	0	11	11	0	11	22	13	0	13	5	0	5	18
Psychiatry - Child & Adolescent	2	0	2	2	0	2	4	2	0	2	0	0	0	2
Psychiatry - Geriatric	1	0	1	0	0	0	1	1	0	1	0	0	0	1
Radiation Oncology	3	0	3	7	0	7	10	0	0	0	0	0	0	0
<b>Other Specialty Total</b>	<b>41</b>	<b>0</b>	<b>41</b>	<b>82</b>	<b>1</b>	<b>83</b>	<b>124</b>	<b>19</b>	<b>0</b>	<b>19</b>	<b>11</b>	<b>0</b>	<b>11</b>	<b>30</b>
Internal Medicine	34	0	34	48	0	48	82	10	0	10	16	0	16	26
Cardiology	0	0	0	7	0	7	7	0	0	0	2	0	2	2
Clinical Immunology & Allergy	3	0	3	1	0	1	4	1	0	1	0	0	0	1
Endocrinology & Metabolism	4	0	4	2	0	2	6	1	0	1	0	0	0	1
Gastroenterology	0	0	0	2	0	2	2	1	0	1	1	0	1	2
General Internal Medicine	6	0	6	3	0	3	9	1	0	1	0	0	0	1
Geriatric Medicine	3	0	3	0	0	0	3	1	0	1	0	0	0	1
Hematology	2	0	2	2	0	2	4	0	0	0	1	0	1	1
Infectious Diseases	0	0	0	0	0	0	0	0	0	0	0	0	0	0
Medical Oncology	0	0	0	1	0	1	1	1	0	1	2	0	2	3
Nephrology	4	0	4	4	0	4	8	1	0	1	0	0	0	1
Neurology	4	0	4	10	0	10	14	3	0	3	3	0	3	6
Respirology	1	0	1	3	0	3	4	1	0	1	1	0	1	2
Rheumatology	5	0	5	0	0	0	5	0	0	0	1	0	1	1
<b>Internal Medicine Total</b>	<b>66</b>	<b>0</b>	<b>66</b>	<b>83</b>	<b>0</b>	<b>83</b>	<b>149</b>	<b>21</b>	<b>0</b>	<b>21</b>	<b>27</b>	<b>0</b>	<b>27</b>	<b>48</b>
Pediatrics	20	0	20	7	0	7	27	6	0	6	2	0	2	8
Critical Care Medicine - Pediatric	0	0	0	0	0	0	0	0	0	0	1	0	1	1
Emergency Medicine - Pediatric	2	0	2	0	0	0	2	0	0	0	1	0	1	1
Neonatal-Perinatal Medicine	0	0	0	0	0	0	0	0	0	0	0	0	0	0
<b>Pediatrics Total</b>	<b>22</b>	<b>0</b>	<b>22</b>	<b>7</b>	<b>0</b>	<b>7</b>	<b>29</b>	<b>6</b>	<b>0</b>	<b>6</b>	<b>4</b>	<b>0</b>	<b>4</b>	<b>10</b>
General Surgery	15	0	15	7	1	8	23	0	0	0	0	0	0	0
Cardiac Surgery	0	0	0	3	0	3	3	0	0	0	0	0	0	0
Gyn Reprod Endocrinology & Infertility	2	0	2	0	0	0	2	0	0	0	0	0	0	0
Maternal Fetal Medicine	2	0	2	0	0	0	2	1	0	1	0	0	0	1
Neurosurgery	3	0	3	9	0	9	12	0	0	0	0	0	0	0
Obstetrics & Gynecology	25	0	25	4	0	4	29	0	0	0	0	0	0	0
Ophthalmology	3	0	3	7	0	7	10	0	0	0	0	0	0	0
Orthopedic Surgery	6	0	6	12	0	12	18	1	0	1	5	0	5	6
Otolaryngology - Head & Neck Surgery	8	0	8	7	1	8	16	0	0	0	0	0	0	0
Plastic Surgery	7	0	7	3	0	3	10	0	0	0	0	0	0	0
Thoracic Surgery	1	0	1	1	0	1	2	0	0	0	0	0	0	0
Urology	3	0	3	9	0	9	12	0	0	0	0	0	0	0
Vascular Surgery	3	0	3	2	0	2	5	0	0	0	0	0	0	0
<b>Surgery Total</b>	<b>78</b>	<b>0</b>	<b>78</b>	<b>64</b>	<b>2</b>	<b>66</b>	<b>144</b>	<b>2</b>	<b>0</b>	<b>2</b>	<b>5</b>	<b>0</b>	<b>5</b>	<b>7</b>
Anatomical Pathology	3	0	3	5	0	5	8	0	0	0	1	0	1	1
Neuropathology	0	0	0	1	0	1	1	0	0	0	0	0	0	0
<b>Laboratory Medicine Total</b>	<b>3</b>	<b>0</b>	<b>3</b>	<b>6</b>	<b>0</b>	<b>6</b>	<b>9</b>	<b>0</b>	<b>0</b>	<b>0</b>	<b>1</b>	<b>0</b>	<b>1</b>	<b>1</b>
Areas of Focused Competence	0	0	0	0	0	0	0	0	0	0	0	0	0	0
Clinician Investigator	3	0	3	2	0	2	5	0	0	0	0	0	0	0
<b>Special Program Total</b>	<b>3</b>	<b>0</b>	<b>3</b>	<b>2</b>	<b>0</b>	<b>2</b>	<b>5</b>	<b>0</b>	<b>0</b>	<b>0</b>	<b>0</b>	<b>0</b>	<b>0</b>	<b>0</b>
<b>Grand Total</b>	<b>277</b>	<b>1</b>	<b>278</b>	<b>315</b>	<b>4</b>	<b>319</b>	<b>597</b>	<b>77</b>	<b>0</b>	<b>77</b>	<b>61</b>	<b>0</b>	<b>61</b>	<b>138</b>

SOURCE: Ontario Postgraduate Registry, November 2018  
 Ontario Physician Human Resources Data Centre  
 Prepared December 2018

Note: Re-entry, Repatriation and International Medical Graduate (IMG) trainees are included in these tables - see Part 3 for details

**Table 1.76 Postgraduate Medical Trainees at Western University by Program,  
Pool, Sex and Source of Funding**

<i>Western</i>	<i>POOL C</i>			<i>POOL D</i>			<i>POOL E</i>			<i>TOTALS</i>		
	<i>FEMALE</i>	<i>MALE</i>	<i>TOTAL</i>	<i>FEMALE</i>	<i>MALE</i>	<i>TOTAL</i>	<i>FEMALE</i>	<i>MALE</i>	<i>TOTAL</i>	<i>FEMALE</i>	<i>MALE</i>	<i>GRAND TOTAL</i>
	<i>Not CEB</i>	<i>Not CEB</i>		<i>Not CEB</i>	<i>Not CEB</i>		<i>Not CEB</i>	<i>Not CEB</i>		<i>Not CEB</i>		
Family Medicine	0	0	0	0	0	0	0	0	0	90	78	168
F.M./ Emergency Medicine	0	0	0	0	0	0	0	0	0	4	7	11
<b>Family Medicine Total</b>	<b>0</b>	<b>0</b>	<b>0</b>	<b>0</b>	<b>0</b>	<b>0</b>	<b>0</b>	<b>0</b>	<b>0</b>	<b>94</b>	<b>85</b>	<b>179</b>
Anesthesiology	0	1	1	8	1	9	8	5	13	28	30	58
Clinical Pharmacology & Toxicology	1	0	1	0	0	0	0	0	0	1	0	1
Critical Care Medicine	0	1	1	1	0	1	1	2	3	4	9	13
Diagnostic Radiology	0	0	0	2	1	3	0	2	2	7	18	25
Emergency Medicine	0	0	0	0	0	0	0	0	0	5	17	22
Neuroradiology	0	0	0	1	0	1	1	0	1	2	0	2
Nuclear Medicine	2	0	2	1	1	2	1	4	5	4	8	12
Pain Medicine	0	0	0	0	0	0	0	0	0	0	2	2
Physical Medicine & Rehab.	1	0	1	0	0	0	0	0	0	4	3	7
Psychiatry	0	1	1	0	0	0	0	0	0	24	17	41
Psychiatry - Child & Adolescent	0	0	0	0	0	0	0	0	0	0	0	0
Psychiatry - Geriatric	0	0	0	0	0	0	0	1	1	0	0	0
Radiation Oncology	0	0	0	0	0	0	0	1	1	3	8	11
<b>Other Specialty Total</b>	<b>4</b>	<b>3</b>	<b>7</b>	<b>13</b>	<b>3</b>	<b>16</b>	<b>11</b>	<b>15</b>	<b>26</b>	<b>88</b>	<b>115</b>	<b>203</b>
Internal Medicine	3	12	15	0	0	0	0	0	0	47	76	123
Cardiology	0	0	0	2	2	4	3	3	6	5	14	19
Clinical Immunology & Allergy	0	0	0	0	0	0	0	0	0	4	1	5
Endocrinology & Metabolism	0	0	0	0	0	0	1	0	1	6	2	8
Gastroenterology	1	3	4	0	3	3	0	5	5	2	14	16
General Internal Medicine	0	0	0	0	0	0	0	0	0	7	3	10
Geriatric Medicine	0	0	0	0	0	0	0	0	0	4	0	4
Hematology	0	0	0	1	0	1	0	0	0	3	3	6
Infectious Diseases	0	0	0	0	0	0	0	1	1	0	1	1
Medical Oncology	0	0	0	0	1	1	0	0	0	1	4	5
Nephrology	1	0	1	0	3	3	2	3	5	8	10	18
Neurology	0	0	0	2	0	2	5	7	12	14	20	34
Respirology	0	0	0	1	1	2	1	1	2	4	6	10
Rheumatology	0	0	0	0	0	0	0	1	1	5	2	7
<b>Internal Medicine Total</b>	<b>5</b>	<b>15</b>	<b>20</b>	<b>6</b>	<b>10</b>	<b>16</b>	<b>12</b>	<b>21</b>	<b>33</b>	<b>110</b>	<b>156</b>	<b>266</b>
Pediatrics	0	0	0	1	0	1	0	2	2	27	11	38
Critical Care Medicine - Pediatric	0	0	0	0	0	0	1	0	1	1	1	2
Emergency Medicine - Pediatric	0	1	1	1	0	1	0	0	0	3	2	5
Neonatal-Perinatal Medicine	0	0	0	0	1	1	5	3	8	5	4	9
<b>Pediatrics Total</b>	<b>0</b>	<b>1</b>	<b>1</b>	<b>2</b>	<b>1</b>	<b>3</b>	<b>6</b>	<b>5</b>	<b>11</b>	<b>36</b>	<b>18</b>	<b>54</b>
General Surgery	0	1	1	2	4	6	0	3	3	17	16	33
Cardiac Surgery	0	4	4	0	1	1	0	3	3	0	11	11
Gyn Reprod Endocrinology & Infertility	0	0	0	0	0	0	1	0	1	3	0	3
Maternal Fetal Medicine	0	0	0	0	0	0	0	0	0	3	0	3
Neurosurgery	0	0	0	0	1	1	0	4	4	3	14	17
Obstetrics & Gynecology	0	0	0	1	1	2	0	0	0	26	5	31
Ophthalmology	0	0	0	0	0	0	0	0	0	3	7	10
Orthopedic Surgery	0	0	0	5	8	13	1	11	12	13	36	49
Otolaryngology - Head & Neck Surgery	0	0	0	0	0	0	1	1	2	9	9	18
Plastic Surgery	0	0	0	0	0	0	0	0	0	7	3	10
Thoracic Surgery	0	0	0	0	0	0	1	1	2	2	2	4
Urology	0	0	0	1	3	4	0	1	1	4	13	17
Vascular Surgery	0	0	0	0	0	0	0	0	0	3	2	5
<b>Surgery Total</b>	<b>0</b>	<b>5</b>	<b>5</b>	<b>9</b>	<b>18</b>	<b>27</b>	<b>4</b>	<b>24</b>	<b>28</b>	<b>93</b>	<b>118</b>	<b>211</b>
Anatomical Pathology	1	0	1	1	1	2	0	0	0	5	7	12
Neuropathology	1	0	1	1	0	1	0	1	1	2	2	4
<b>Laboratory Medicine Total</b>	<b>2</b>	<b>0</b>	<b>2</b>	<b>2</b>	<b>1</b>	<b>3</b>	<b>0</b>	<b>1</b>	<b>1</b>	<b>7</b>	<b>9</b>	<b>16</b>
Areas of Focused Competence	0	0	0	0	2	2	0	0	0	0	0	0
Clinician Investigator	0	0	0	0	0	0	0	0	0	3	2	5
<b>Special Program Total</b>	<b>0</b>	<b>0</b>	<b>0</b>	<b>0</b>	<b>2</b>	<b>2</b>	<b>0</b>	<b>0</b>	<b>0</b>	<b>3</b>	<b>4</b>	<b>7</b>
<b>Grand Total</b>	<b>11</b>	<b>24</b>	<b>35</b>	<b>32</b>	<b>35</b>	<b>67</b>	<b>33</b>	<b>66</b>	<b>99</b>	<b>431</b>	<b>505</b>	<b>936</b>

SOURCE: Ontario Postgraduate Registry, November 2018  
 Ontario Physician Human Resources Data Centre  
 Prepared December 2018

Note: Re-entry, Repatriation and International Medical Graduate (IMG) trainees are included in these tables - see Part 3 for details



**Table 1.80 Postgraduate Medical Trainees in ONTARIO by Program,  
Pool, Legal Status and Source of Funding**

ONTARIO	POOL A						POOL B					
	CDN [1]		PR [2]		VISA [3]		TOTAL	CDN		PR		TOTAL
	CEB	Not CEB	CEB	Not CEB	CEB	Not CEB		CEB	Not CEB	CEB	Not CEB	
Family Medicine	960	24	3	0	0	0	987	151	0	33	0	184
F.M./ Emergency Medicine	39	2	0	0	0	0	41	3	0	0	0	3
<b>Family Medicine Total</b>	<b>999</b>	<b>26</b>	<b>3</b>	<b>0</b>	<b>0</b>	<b>0</b>	<b>1028</b>	<b>154</b>	<b>0</b>	<b>33</b>	<b>0</b>	<b>187</b>
Anesthesiology	191	6	2	0	0	0	199	29	0	10	0	39
Clinical Pharmacology & Toxicology	2	0	0	0	0	0	2	1	0	0	0	1
Critical Care Medicine	34	2	0	0	0	0	36	2	0	0	0	2
Diagnostic Radiology	117	0	1	0	0	0	118	22	1	11	0	34
Emergency Medicine	142	0	0	0	0	0	142	27	0	4	0	31
Medical Genetics	9	0	0	0	0	0	9	1	1	4	0	6
Neuroradiology	4	0	0	0	0	0	4	0	0	0	0	0
Nuclear Medicine	3	0	0	0	0	0	3	1	0	1	0	2
Pain Medicine	1	0	0	0	0	0	1	3	0	0	0	3
Physical Medicine & Rehab.	48	1	0	0	0	0	49	9	0	0	0	9
Psychiatry	286	2	1	0	0	0	289	69	0	9	0	78
Psychiatry - Child & Adolescent	12	2	1	0	0	0	15	5	0	1	0	6
Psychiatry - Forensic	2	0	0	0	0	0	2	1	0	0	0	1
Psychiatry - Geriatric	5	1	0	0	0	0	6	2	0	0	0	2
Public Health & Preventive Medicine	34	0	0	0	0	0	34	3	0	4	0	7
Radiation Oncology	47	0	1	0	0	0	48	3	0	1	0	4
<b>Other Specialty Total</b>	<b>937</b>	<b>14</b>	<b>6</b>	<b>0</b>	<b>0</b>	<b>0</b>	<b>957</b>	<b>178</b>	<b>2</b>	<b>45</b>	<b>0</b>	<b>225</b>
Internal Medicine	467	5	1	0	0	0	473	96	1	14	0	111
Cardiology	42	0	1	0	0	0	43	13	0	1	0	14
Clinical Immunology & Allergy	11	0	0	0	0	0	11	1	0	0	0	1
Dermatology	43	1	0	0	0	0	44	2	0	3	0	5
Endocrinology & Metabolism	17	0	1	0	0	0	18	2	0	0	0	2
Gastroenterology	18	0	0	0	0	0	18	9	0	0	0	9
General Internal Medicine	39	0	0	0	0	0	39	5	0	1	0	6
Geriatric Medicine	16	0	0	0	0	0	16	6	0	1	0	7
Hematology	24	0	0	0	0	0	24	4	0	0	0	4
Infectious Diseases	11	1	0	0	0	0	12	0	0	0	0	0
Medical Oncology	18	0	0	0	0	0	18	5	0	1	0	6
Nephrology	19	0	0	0	0	0	19	1	0	2	0	3
Neurology	69	0	0	0	0	0	69	23	0	8	0	31
Occupational Medicine	1	0	0	0	0	0	1	1	0	0	0	1
Respirology	23	0	0	0	0	0	23	2	1	1	0	4
Rheumatology	19	1	0	0	0	0	20	7	0	1	0	8
<b>Internal Medicine Total</b>	<b>837</b>	<b>8</b>	<b>3</b>	<b>0</b>	<b>0</b>	<b>0</b>	<b>848</b>	<b>177</b>	<b>2</b>	<b>33</b>	<b>0</b>	<b>212</b>
Pediatrics	171	2	0	0	0	0	173	44	1	10	0	55
Adolescent Medicine	4	1	0	0	0	0	5	0	0	0	0	0
Cardiology - Pediatric	1	2	0	0	0	0	3	2	0	0	0	2
Clinical Immunology & Allergy - Pediatric	5	0	0	0	0	0	5	4	0	0	0	4
Critical Care Medicine - Pediatric	5	0	0	0	0	0	5	5	0	0	0	5
Developmental Pediatrics	2	2	0	0	0	0	4	1	0	0	0	1
Emergency Medicine - Pediatric	10	3	0	0	0	0	13	3	0	1	0	4
Endocrinology & Metabolism - Pediatric	5	1	0	0	0	0	6	1	0	0	0	1
Gastroenterology - Pediatric	1	1	0	0	0	0	2	1	0	0	0	1
Hematology / Oncology - Pediatric	6	2	0	0	0	0	8	3	0	0	0	3
Infectious Diseases - Pediatric	4	0	0	0	0	0	4	0	0	0	0	0
Neonatal-Perinatal Medicine	2	2	0	0	0	0	4	3	0	0	0	3
Nephrology - Pediatric	3	1	0	0	0	0	4	1	0	0	0	1
Neurology - Pediatric	14	0	1	0	0	0	15	7	0	0	0	7
Radiology - Pediatric	0	0	0	0	0	0	0	1	0	1	0	2
Respirology - Pediatric	2	0	0	0	0	0	2	1	1	0	0	2
Rheumatology - Pediatric	5	0	0	0	0	0	5	0	1	0	0	1
<b>Pediatrics Total</b>	<b>240</b>	<b>17</b>	<b>1</b>	<b>0</b>	<b>0</b>	<b>0</b>	<b>258</b>	<b>77</b>	<b>3</b>	<b>12</b>	<b>0</b>	<b>92</b>
General Surgery	151	1	2	0	0	0	154	13	0	9	0	22
Cardiac Surgery	14	0	1	0	0	0	15	2	0	1	0	3
Colorectal Surgery	6	0	0	0	0	0	6	0	0	0	0	0
General Surgical Oncology	7	0	0	0	0	0	7	0	0	0	0	0
Gynecologic Oncology	3	0	0	0	0	0	3	2	1	0	0	3
Gyn Reprod Endocrinology & Infertility	9	1	0	0	0	0	10	0	0	0	0	0
Maternal Fetal Medicine	10	0	0	0	0	0	10	1	0	0	0	1
Neurosurgery	40	2	0	0	0	0	42	1	1	5	0	7
Obstetrics & Gynecology	156	0	1	0	0	0	157	18	1	5	0	24
Ophthalmology	61	0	1	0	0	0	62	4	0	5	0	9
Orthopedic Surgery	102	2	0	0	0	0	104	27	0	4	0	31
Otolaryngology - Head & Neck Surgery	55	1	1	0	0	0	57	2	0	0	0	2
Pediatric General Surgery	2	0	0	0	2	0	4	0	0	0	0	0
Plastic Surgery	52	0	0	0	0	0	52	1	0	1	0	2
Thoracic Surgery	11	0	0	0	0	0	11	0	0	0	0	0
Urology	65	0	0	0	0	0	65	8	0	1	0	9
Vascular Surgery	27	2	0	0	0	0	29	1	0	0	0	1
<b>Surgery Total</b>	<b>771</b>	<b>9</b>	<b>6</b>	<b>0</b>	<b>2</b>	<b>0</b>	<b>788</b>	<b>80</b>	<b>3</b>	<b>31</b>	<b>0</b>	<b>114</b>
General Pathology	1	0	0	0	0	0	1	9	0	0	0	9
Anatomical Pathology	44	0	0	0	0	0	44	17	0	9	0	26
Forensic Pathology	1	0	0	0	0	0	1	1	0	0	0	1
Hematological Pathology	0	0	0	0	0	0	0	2	0	1	0	3
Medical Biochemistry	1	0	0	0	0	0	1	1	0	0	0	1
Medical Microbiology	3	0	0	0	0	0	3	4	0	2	0	6
Neuropathology	4	0	0	0	0	0	4	0	0	0	0	0
<b>Laboratory Medicine Total</b>	<b>54</b>	<b>0</b>	<b>0</b>	<b>0</b>	<b>0</b>	<b>0</b>	<b>54</b>	<b>34</b>	<b>0</b>	<b>12</b>	<b>0</b>	<b>46</b>
Areas of Focused Competence	0	0	0	0	0	0	0	0	0	0	0	0
Clinician Investigator	43	53	0	0	0	0	96	3	4	2	0	9
Palliative Medicine	6	1	0	0	0	0	7	2	0	0	0	2
<b>Special Program Total</b>	<b>49</b>	<b>54</b>	<b>0</b>	<b>0</b>	<b>0</b>	<b>0</b>	<b>103</b>	<b>5</b>	<b>4</b>	<b>2</b>	<b>0</b>	<b>11</b>
<b>Grand Total</b>	<b>3887</b>	<b>128</b>	<b>19</b>	<b>0</b>	<b>2</b>	<b>0</b>	<b>4036</b>	<b>705</b>	<b>14</b>	<b>168</b>	<b>0</b>	<b>887</b>

[1] CDN = Canadian Citizen  
 [2] PR = Permanent Resident/Landed Immigrant  
 [3] VISA = Employment Visa

SOURCE: Ontario Postgraduate Registry, November 2018  
 Ontario Physician Human Resources Data Centre  
 Prepared December 2018

Note: Re-entry, Repatriation and International Medical Graduate (IMG) trainees are included in these tables - see Part 3 for details



**Table 1.80 Postgraduate Medical Trainees in ONTARIO by Program, Pool, Legal Status and Source of Funding**

ONTARIO	POOL C			POOL D				POOL E			TOTALS			GRAND TOTAL
	PR	VISA	TOTAL	CDN	PR	VISA	TOTAL	PR	VISA	TOTAL	CDN	PR	VISA	
	Not CEB	Not CEB		Not CEB	Not CEB	Not CEB		Not CEB	Not CEB					
Family Medicine	0	6	6	11	0	0	11	0	1	1	1146	36	7	1189
F.M./ Emergency Medicine	0	0	0	0	0	0	0	0	0	0	44	0	0	44
<b>Family Medicine Total</b>	<b>0</b>	<b>6</b>	<b>6</b>	<b>11</b>	<b>0</b>	<b>0</b>	<b>11</b>	<b>0</b>	<b>1</b>	<b>1</b>	<b>1190</b>	<b>36</b>	<b>7</b>	<b>1233</b>
Anesthesiology	1	10	11	43	16	0	59	0	86	86	269	29	96	394
Clinical Pharmacology & Toxicology	1	1	2	0	1	0	1	0	0	0	3	2	1	6
Critical Care Medicine	0	3	3	5	9	0	14	0	48	48	43	9	51	103
Diagnostic Radiology	0	6	6	36	9	1	46	0	52	52	176	21	59	256
Emergency Medicine	0	6	6	4	2	0	6	0	4	4	173	6	10	189
Medical Genetics	0	1	1	4	0	0	4	0	5	5	15	4	6	25
Neuroradiology	0	2	2	2	2	0	4	0	13	13	6	2	15	23
Nuclear Medicine	0	2	2	0	2	0	2	0	8	8	4	3	10	17
Pain Medicine	0	0	0	0	0	0	0	0	0	0	4	0	0	4
Physical Medicine & Rehab.	0	1	1	4	1	0	5	0	4	4	62	1	5	68
Psychiatry	0	6	6	14	6	0	20	0	28	28	371	16	34	421
Psychiatry - Child & Adolescent	0	0	0	0	0	0	0	0	3	3	19	2	3	24
Psychiatry - Forensic	0	0	0	0	0	0	0	0	2	2	3	0	2	5
Psychiatry - Geriatric	0	0	0	1	0	0	1	0	1	1	9	0	1	10
Public Health & Preventive Medicine	0	0	0	0	0	0	0	0	1	1	37	4	1	42
Radiation Oncology	0	10	10	9	3	0	12	0	23	23	59	5	33	97
<b>Other Specialty Total</b>	<b>2</b>	<b>48</b>	<b>50</b>	<b>122</b>	<b>51</b>	<b>1</b>	<b>174</b>	<b>0</b>	<b>278</b>	<b>278</b>	<b>1253</b>	<b>104</b>	<b>327</b>	<b>1684</b>
<b>Internal Medicine</b>	<b>0</b>	<b>60</b>	<b>60</b>	<b>1</b>	<b>0</b>	<b>0</b>	<b>1</b>	<b>0</b>	<b>0</b>	<b>0</b>	<b>570</b>	<b>15</b>	<b>60</b>	<b>645</b>
Cardiology	0	12	12	27	18	0	45	0	54	54	82	20	66	168
Clinical Immunology & Allergy	0	0	0	0	1	0	1	0	0	0	12	1	0	13
Dermatology	0	0	0	5	0	2	7	0	8	8	51	3	10	64
Endocrinology & Metabolism	0	2	2	4	1	0	5	0	6	6	23	2	9	33
Gastroenterology	1	7	8	5	6	1	12	0	37	37	32	7	45	84
General Internal Medicine	1	1	2	7	7	0	14	0	2	2	2	7	1	24
Geriatric Medicine	0	0	0	0	0	0	0	0	1	1	22	1	1	24
Hematology	1	2	3	17	6	0	23	0	39	39	45	7	41	93
Infectious Diseases	0	0	0	7	0	0	7	0	8	8	19	0	8	27
Medical Oncology	0	4	4	24	3	0	27	0	41	41	47	4	45	96
Nephrology	0	3	3	10	5	0	15	0	48	48	30	7	51	88
Neurology	0	0	0	10	10	1	21	0	43	43	102	18	44	164
Occupational Medicine	0	0	0	0	0	0	0	0	1	1	2	0	1	3
Respirology	0	4	4	15	2	0	17	0	19	19	41	3	23	67
Rheumatology	0	3	3	4	1	0	5	0	16	16	31	2	19	52
<b>Internal Medicine Total</b>	<b>2</b>	<b>98</b>	<b>100</b>	<b>136</b>	<b>60</b>	<b>4</b>	<b>200</b>	<b>0</b>	<b>323</b>	<b>323</b>	<b>1160</b>	<b>98</b>	<b>425</b>	<b>1683</b>
<b>Pediatrics</b>	<b>0</b>	<b>16</b>	<b>16</b>	<b>11</b>	<b>1</b>	<b>1</b>	<b>13</b>	<b>0</b>	<b>19</b>	<b>19</b>	<b>229</b>	<b>11</b>	<b>36</b>	<b>276</b>
Adolescent Medicine	0	0	0	0	0	0	0	0	1	1	5	0	1	6
Cardiology - Pediatric	0	0	0	3	2	1	6	0	13	13	8	2	14	24
Clinical Immunology & Allergy - Pediatric	0	0	0	0	0	0	0	0	1	1	9	0	1	10
Critical Care Medicine - Pediatric	0	0	0	5	4	1	10	0	17	17	15	4	18	37
Developmental Pediatrics	0	0	0	1	0	0	1	0	1	1	6	0	1	7
Emergency Medicine - Pediatric	0	1	1	4	1	0	5	0	7	7	20	2	8	30
Endocrinology & Metabolism - Pediatric	0	1	1	1	1	0	2	0	4	4	8	1	5	14
Gastroenterology - Pediatric	0	0	0	2	1	0	3	0	11	11	5	1	11	17
Hematology / Oncology - Pediatric	0	3	3	5	6	0	11	0	28	28	16	6	31	53
Infectious Diseases - Pediatric	0	1	1	3	0	0	3	0	2	2	7	0	3	10
Neonatal-Perinatal Medicine	0	1	1	9	15	0	24	0	48	48	16	15	49	80
Nephrology - Pediatric	0	0	0	0	1	0	1	0	7	7	5	1	7	13
Neurology - Pediatric	0	4	4	4	3	0	7	0	13	13	25	4	17	46
Radiology - Pediatric	0	0	0	2	2	0	4	0	19	19	3	3	19	25
Respirology - Pediatric	0	1	1	1	0	0	1	0	6	6	5	1	7	12
Rheumatology - Pediatric	0	0	0	0	1	0	1	0	3	3	6	1	3	10
<b>Pediatrics Total</b>	<b>0</b>	<b>28</b>	<b>28</b>	<b>51</b>	<b>38</b>	<b>3</b>	<b>92</b>	<b>0</b>	<b>200</b>	<b>200</b>	<b>388</b>	<b>51</b>	<b>231</b>	<b>670</b>
<b>General Surgery</b>	<b>0</b>	<b>9</b>	<b>9</b>	<b>21</b>	<b>5</b>	<b>2</b>	<b>28</b>	<b>0</b>	<b>14</b>	<b>14</b>	<b>186</b>	<b>16</b>	<b>25</b>	<b>227</b>
Cardiac Surgery	0	10	10	2	4	2	8	0	23	23	18	6	35	59
Colorectal Surgery	0	0	0	0	0	1	1	0	0	0	6	0	1	7
General Surgical Oncology	0	0	0	4	0	0	4	0	4	4	11	0	4	15
Gynecologic Oncology	0	0	0	1	0	0	1	0	2	2	7	0	2	9
Gyn Reprod Endocrinology & Infertility	0	0	0	0	0	0	0	0	1	1	10	0	1	11
Maternal Fetal Medicine	0	0	0	2	2	0	4	0	14	14	13	2	14	29
Neurosurgery	1	12	13	3	2	1	6	0	30	30	47	8	43	98
Obstetrics & Gynecology	0	3	3	19	5	0	24	0	12	12	194	11	15	220
Ophthalmology	1	7	8	11	8	1	20	0	32	32	76	15	40	131
Orthopedic Surgery	0	14	14	51	5	4	60	0	59	59	182	9	77	268
Otolaryngology - Head & Neck Surgery	0	2	2	4	2	6	12	0	15	15	62	3	23	88
Pediatric General Surgery	0	0	0	1	1	0	2	0	3	3	3	1	5	9
Plastic Surgery	0	4	4	7	3	1	11	0	7	7	60	4	12	76
Thoracic Surgery	0	1	1	1	1	0	2	0	18	18	12	1	19	32
Urology	0	1	1	12	3	2	17	0	23	23	85	4	26	115
Vascular Surgery	0	6	6	0	1	0	1	0	3	3	30	1	9	40
<b>Surgery Total</b>	<b>2</b>	<b>69</b>	<b>71</b>	<b>139</b>	<b>42</b>	<b>20</b>	<b>201</b>	<b>0</b>	<b>260</b>	<b>260</b>	<b>1002</b>	<b>81</b>	<b>351</b>	<b>1434</b>
<b>General Pathology</b>	<b>0</b>	<b>0</b>	<b>0</b>	<b>0</b>	<b>0</b>	<b>0</b>	<b>0</b>	<b>0</b>	<b>0</b>	<b>0</b>	<b>10</b>	<b>0</b>	<b>0</b>	<b>10</b>
Anatomical Pathology	0	3	3	11	4	0	15	0	8	8	72	13	11	96
Forensic Pathology	0	0	0	0	0	0	0	0	3	3	2	0	3	5
Hematological Pathology	0	1	1	1	0	0	1	0	2	2	3	1	3	7
Medical Biochemistry	0	0	0	0	0	0	0	0	0	0	2	0	0	2
Medical Microbiology	0	0	0	0	0	0	0	0	3	3	7	2	3	12
Neuropathology	0	1	1	1	0	0	1	0	1	1	5	0	2	7
<b>Laboratory Medicine Total</b>	<b>0</b>	<b>5</b>	<b>5</b>	<b>13</b>	<b>4</b>	<b>0</b>	<b>17</b>	<b>0</b>	<b>17</b>	<b>17</b>	<b>101</b>	<b>16</b>	<b>22</b>	<b>139</b>
<b>Areas of Focused Competence</b>	<b>0</b>	<b>0</b>	<b>0</b>	<b>16</b>	<b>0</b>	<b>0</b>	<b>16</b>	<b>0</b>	<b>17</b>	<b>17</b>	<b>16</b>	<b>0</b>	<b>17</b>	<b>33</b>
Clinician Investigator	0	0	0	7	1	0	8	0	0	0	110	3	0	113
Palliative Medicine	0	0	0	0	0	0	0	0	0	0	9	0	0	9
<b>Special Program Total</b>	<b>0</b>	<b>0</b>	<b>0</b>	<b>23</b>	<b>1</b>	<b>0</b>	<b>24</b>	<b>0</b>	<b>17</b>	<b>17</b>	<b>135</b>	<b>3</b>	<b>17</b>	<b>155</b>
<b>Grand Total</b>	<b>6</b>	<b>254</b>	<b>260</b>	<b>495</b>	<b>196</b>	<b>28</b>	<b>719</b>	<b>0</b>	<b>1096</b>	<b>1096</b>	<b>5229</b>	<b>389</b>	<b>1380</b>	<b>6988</b>

[1] CDN = Canadian Citizen  
 [2] PR = Permanent Resident/Landed Immigrant  
 [3] VISA = Employment Visa

SOURCE: Ontario Postgraduate Registry, November 2018  
 Ontario Physician Human Resources Data Centre  
 Prepared December 2018

Note: Re-entry, Repatriation and International Medical Graduate (IMG) trainees are included in these tables - see Part 3 for details

**Table 1.81 Postgraduate Medical Trainees at McMaster University by Program, Pool, Legal Status and Source of Funding**

<b>McMaster</b>	<b>POOL A</b>						<b>POOL B</b>					
	<b>CDN</b>		<b>PR</b>		<b>VISA</b>		<b>TOTAL</b>	<b>CDN</b>		<b>PR</b>		<b>TOTAL</b>
	<b>CEB</b>	<b>Not CEB</b>	<b>CEB</b>	<b>Not CEB</b>	<b>CEB</b>	<b>Not CEB</b>		<b>CEB</b>	<b>Not CEB</b>	<b>CEB</b>	<b>Not CEB</b>	
Family Medicine	190	1	0	0	0	0	191	31	0	0	0	31
F.M./ Emergency Medicine	6	0	0	0	0	0	6	0	0	0	0	0
<b>Family Medicine Total</b>	<b>196</b>	<b>1</b>	<b>0</b>	<b>0</b>	<b>0</b>	<b>0</b>	<b>197</b>	<b>31</b>	<b>0</b>	<b>0</b>	<b>0</b>	<b>31</b>
Anesthesiology	27	1	0	0	0	0	28	4	0	2	0	6
Critical Care Medicine	6	0	0	0	0	0	6	0	0	0	0	0
Diagnostic Radiology	24	0	0	0	0	0	24	3	0	1	0	4
Emergency Medicine	27	0	0	0	0	0	27	5	0	0	0	5
Neuroradiology	1	0	0	0	0	0	1	0	0	0	0	0
Pain Medicine	0	0	0	0	0	0	0	2	0	0	0	2
Physical Medicine & Rehab.	12	0	0	0	0	0	12	5	0	0	0	5
Psychiatry	43	0	0	0	0	0	43	6	0	0	0	6
Psychiatry - Child & Adolescent	0	0	0	0	0	0	0	2	0	0	0	2
Psychiatry - Forensic	0	0	0	0	0	0	0	1	0	0	0	1
Public Health & Preventive Medicine	1	0	0	0	0	0	1	0	0	0	0	0
Radiation Oncology	9	0	0	0	0	0	9	0	0	0	0	0
<b>Other Specialty Total</b>	<b>150</b>	<b>1</b>	<b>0</b>	<b>0</b>	<b>0</b>	<b>0</b>	<b>151</b>	<b>28</b>	<b>0</b>	<b>3</b>	<b>0</b>	<b>31</b>
Internal Medicine	82	0	0	0	0	0	82	14	0	0	0	14
Cardiology	5	0	0	0	0	0	5	4	0	0	0	4
Clinical Immunology & Allergy	4	0	0	0	0	0	4	0	0	0	0	0
Dermatology	2	0	0	0	0	0	2	0	0	0	0	0
Endocrinology & Metabolism	3	0	0	0	0	0	3	0	0	0	0	0
Gastroenterology	4	0	0	0	0	0	4	1	0	0	0	1
General Internal Medicine	7	0	0	0	0	0	7	1	0	0	0	1
Geriatric Medicine	5	0	0	0	0	0	5	0	0	1	0	1
Hematology	5	0	0	0	0	0	5	0	0	0	0	0
Infectious Diseases	3	0	0	0	0	0	3	0	0	0	0	0
Medical Oncology	4	0	0	0	0	0	4	0	0	0	0	0
Nephrology	1	0	0	0	0	0	1	0	0	0	0	0
Neurology	7	0	0	0	0	0	7	5	0	1	0	6
Respirology	4	0	0	0	0	0	4	0	0	0	0	0
Rheumatology	4	0	0	0	0	0	4	1	0	0	0	1
<b>Internal Medicine Total</b>	<b>140</b>	<b>0</b>	<b>0</b>	<b>0</b>	<b>0</b>	<b>0</b>	<b>140</b>	<b>26</b>	<b>0</b>	<b>2</b>	<b>0</b>	<b>28</b>
Pediatrics	29	1	0	0	0	0	30	14	1	2	0	17
Clinical Immunology & Allergy - Pediatric	1	0	0	0	0	0	1	3	0	0	0	3
Critical Care Medicine - Pediatric	0	0	0	0	0	0	0	1	0	0	0	1
Developmental Pediatrics	0	0	0	0	0	0	0	0	0	0	0	0
Emergency Medicine - Pediatric	0	0	0	0	0	0	0	0	0	0	0	0
Endocrinology & Metabolism - Pediatric	1	0	0	0	0	0	1	0	0	0	0	0
Gastroenterology - Pediatric	0	0	0	0	0	0	0	1	0	0	0	1
Hematology / Oncology - Pediatric	1	0	0	0	0	0	1	3	0	0	0	3
Neonatal-Perinatal Medicine	1	0	0	0	0	0	1	2	0	0	0	2
Nephrology - Pediatric	0	0	0	0	0	0	0	0	0	0	0	0
Neurology - Pediatric	3	0	1	0	0	0	4	2	0	0	0	2
<b>Pediatrics Total</b>	<b>36</b>	<b>1</b>	<b>1</b>	<b>0</b>	<b>0</b>	<b>0</b>	<b>38</b>	<b>26</b>	<b>1</b>	<b>2</b>	<b>0</b>	<b>29</b>
General Surgery	40	0	0	0	0	0	40	0	0	0	0	0
Cardiac Surgery	3	0	0	0	0	0	3	1	0	0	0	1
Gynecologic Oncology	1	0	0	0	0	0	1	0	1	0	0	1
Gyn Reprod Endocrinology & Infertility	2	0	0	0	0	0	2	0	0	0	0	0
Maternal Fetal Medicine	2	0	0	0	0	0	2	0	0	0	0	0
Neurosurgery	6	0	0	0	0	0	6	1	1	1	0	3
Obstetrics & Gynecology	33	0	0	0	0	0	33	6	0	0	0	6
Ophthalmology	8	0	0	0	0	0	8	0	0	0	0	0
Orthopedic Surgery	18	1	0	0	0	0	19	4	0	0	0	4
Otolaryngology - Head & Neck Surgery	10	0	0	0	0	0	10	0	0	0	0	0
Pediatric General Surgery	1	0	0	0	0	0	1	0	0	0	0	0
Plastic Surgery	15	0	0	0	0	0	15	0	0	0	0	0
Thoracic Surgery	3	0	0	0	0	0	3	0	0	0	0	0
Urology	14	0	0	0	0	0	14	1	0	0	0	1
Vascular Surgery	8	0	0	0	0	0	8	0	0	0	0	0
<b>Surgery Total</b>	<b>164</b>	<b>1</b>	<b>0</b>	<b>0</b>	<b>0</b>	<b>0</b>	<b>165</b>	<b>13</b>	<b>2</b>	<b>1</b>	<b>0</b>	<b>16</b>
General Pathology	1	0	0	0	0	0	1	9	0	0	0	9
Anatomical Pathology	6	0	0	0	0	0	6	3	0	0	0	3
Forensic Pathology	0	0	0	0	0	0	0	1	0	0	0	1
Medical Biochemistry	1	0	0	0	0	0	1	1	0	0	0	1
Medical Microbiology	1	0	0	0	0	0	1	1	0	1	0	2
<b>Laboratory Medicine Total</b>	<b>9</b>	<b>0</b>	<b>0</b>	<b>0</b>	<b>0</b>	<b>0</b>	<b>9</b>	<b>15</b>	<b>0</b>	<b>1</b>	<b>0</b>	<b>16</b>
Clinician Investigator	0	0	0	0	0	0	0	2	0	0	0	2
<b>Special Program Total</b>	<b>0</b>	<b>0</b>	<b>0</b>	<b>0</b>	<b>0</b>	<b>0</b>	<b>0</b>	<b>2</b>	<b>0</b>	<b>0</b>	<b>0</b>	<b>2</b>
<b>Grand Total</b>	<b>695</b>	<b>4</b>	<b>1</b>	<b>0</b>	<b>0</b>	<b>0</b>	<b>700</b>	<b>141</b>	<b>3</b>	<b>9</b>	<b>0</b>	<b>153</b>

SOURCE: Ontario Postgraduate Registry, November 2018  
 Ontario Physician Human Resources Data Centre  
 Prepared December 2018

Note: Re-entry, Repatriation and International Medical Graduate (IMG) trainees are included in these tables - see Part 3 for details



**Table 1.81 Postgraduate Medical Trainees at McMaster University by Program, Pool, Legal Status and Source of Funding**

McMaster	POOL C			POOL D				POOL E		TOTALS			GRAND TOTAL
	PR	VISA	TOTAL	CDN	PR	VISA	TOTAL	VISA	TOTAL	CDN	PR	VISA	
	Not CEB	Not CEB		Not CEB	Not CEB	Not CEB		Not CEB					
Family Medicine	0	0	0	1	0	0	1	0	0	223	0	0	223
F.M./ Emergency Medicine	0	0	0	0	0	0	0	0	0	6	0	0	6
<b>Family Medicine Total</b>	<b>0</b>	<b>0</b>	<b>0</b>	<b>1</b>	<b>0</b>	<b>0</b>	<b>1</b>	<b>0</b>	<b>0</b>	<b>229</b>	<b>0</b>	<b>0</b>	<b>229</b>
Anesthesiology	0	2	2	0	1	0	1	3	3	32	3	5	40
Critical Care Medicine	0	2	2	0	0	0	0	5	5	6	0	7	13
Diagnostic Radiology	0	2	2	7	1	0	8	6	6	34	2	8	44
Emergency Medicine	0	6	6	0	2	0	2	0	0	32	2	6	40
Neuroradiology	0	0	0	0	1	0	1	0	0	1	1	0	2
Pain Medicine	0	0	0	0	0	0	0	0	0	2	0	0	2
Physical Medicine & Rehab.	0	0	0	0	0	0	0	1	1	17	0	1	18
Psychiatry	0	0	0	0	1	0	1	4	4	49	1	4	54
Psychiatry - Child & Adolescent	0	0	0	0	0	0	0	0	0	2	0	0	2
Psychiatry - Forensic	0	0	0	0	0	0	0	2	2	1	0	2	3
Public Health & Preventive Medicine	0	0	0	0	0	0	0	1	1	1	0	1	2
Radiation Oncology	0	1	1	1	0	0	1	1	1	10	0	2	12
<b>Other Specialty Total</b>	<b>0</b>	<b>13</b>	<b>13</b>	<b>8</b>	<b>6</b>	<b>0</b>	<b>14</b>	<b>23</b>	<b>23</b>	<b>187</b>	<b>9</b>	<b>36</b>	<b>232</b>
Internal Medicine	0	19	19	1	0	0	1	0	0	97	0	19	116
Cardiology	0	3	3	4	5	0	9	10	10	13	5	13	31
Clinical Immunology & Allergy	0	0	0	0	1	0	1	0	0	4	1	0	5
Dermatology	0	0	0	1	0	0	1	1	1	3	0	1	4
Endocrinology & Metabolism	0	0	0	0	1	0	1	1	1	3	1	1	5
Gastroenterology	0	0	0	0	1	1	2	7	7	5	1	8	14
General Internal Medicine	0	1	1	0	0	0	0	0	0	8	0	1	9
Geriatric Medicine	0	0	0	0	0	0	0	1	1	5	1	1	7
Hematology	0	0	0	5	1	0	6	1	1	10	1	1	12
Infectious Diseases	0	0	0	0	0	0	0	1	1	3	0	1	4
Medical Oncology	0	4	4	1	0	0	1	4	4	5	0	8	13
Nephrology	0	2	2	1	0	0	1	8	8	2	0	10	12
Neurology	0	0	0	0	0	0	0	8	8	12	1	8	21
Respirology	0	2	2	2	0	0	2	5	5	6	0	7	13
Rheumatology	0	0	0	0	0	0	0	0	0	5	0	0	5
<b>Internal Medicine Total</b>	<b>0</b>	<b>31</b>	<b>31</b>	<b>15</b>	<b>9</b>	<b>1</b>	<b>25</b>	<b>47</b>	<b>47</b>	<b>181</b>	<b>11</b>	<b>79</b>	<b>271</b>
Pediatrics	0	8	8	0	0	0	0	10	10	45	2	18	65
Clinical Immunology & Allergy - Pediatric	0	0	0	0	0	0	0	0	0	4	0	0	4
Critical Care Medicine - Pediatric	0	0	0	0	1	0	1	4	4	1	1	4	6
Developmental Pediatrics	0	0	0	0	0	0	0	1	1	0	0	1	1
Emergency Medicine - Pediatric	0	0	0	0	0	0	0	1	1	0	0	1	1
Endocrinology & Metabolism - Pediatric	0	1	1	1	1	0	2	1	1	2	1	2	5
Gastroenterology - Pediatric	0	0	0	0	0	0	0	1	1	1	0	1	2
Hematology / Oncology - Pediatric	0	0	0	1	0	0	1	1	1	5	0	1	6
Neonatal-Perinatal Medicine	0	0	0	3	5	0	8	11	11	6	5	11	22
Nephrology - Pediatric	0	0	0	0	0	0	0	1	1	0	0	1	1
Neurology - Pediatric	0	0	0	0	1	0	1	0	0	5	2	0	7
<b>Pediatrics Total</b>	<b>0</b>	<b>9</b>	<b>9</b>	<b>5</b>	<b>8</b>	<b>0</b>	<b>13</b>	<b>31</b>	<b>31</b>	<b>69</b>	<b>11</b>	<b>40</b>	<b>120</b>
General Surgery	0	4	4	2	3	0	5	7	7	42	3	11	56
Cardiac Surgery	0	3	3	0	0	0	0	0	0	4	0	3	7
Gynecologic Oncology	0	0	0	0	0	0	0	0	0	2	0	0	2
Gyn Reprod Endocrinology & Infertility	0	0	0	0	0	0	0	0	0	2	0	0	2
Maternal Fetal Medicine	0	0	0	0	0	0	0	0	0	2	0	0	2
Neurosurgery	1	4	5	0	0	0	0	1	1	8	1	5	14
Obstetrics & Gynecology	0	1	1	2	0	0	2	0	0	41	0	1	42
Ophthalmology	0	0	0	0	0	0	0	3	3	8	0	3	11
Orthopedic Surgery	0	2	2	4	0	0	4	6	6	27	0	8	35
Otolaryngology - Head & Neck Surgery	0	0	0	0	0	0	0	0	0	10	0	0	10
Pediatric General Surgery	0	0	0	0	0	0	0	1	1	1	0	1	2
Plastic Surgery	0	1	1	0	0	0	0	0	0	15	0	1	16
Thoracic Surgery	0	0	0	0	0	0	0	1	1	3	0	1	4
Urology	0	1	1	1	1	1	3	3	3	16	1	5	22
Vascular Surgery	0	1	1	0	0	0	0	0	0	8	0	1	9
<b>Surgery Total</b>	<b>1</b>	<b>17</b>	<b>18</b>	<b>9</b>	<b>4</b>	<b>1</b>	<b>14</b>	<b>22</b>	<b>22</b>	<b>189</b>	<b>6</b>	<b>40</b>	<b>235</b>
General Pathology	0	0	0	0	0	0	0	0	0	10	0	0	10
Anatomical Pathology	0	2	2	0	0	0	0	0	0	9	0	2	11
Forensic Pathology	0	0	0	0	0	0	0	0	0	1	0	0	1
Medical Biochemistry	0	0	0	0	0	0	0	0	0	2	0	0	2
Medical Microbiology	0	0	0	0	0	0	0	2	2	2	1	2	5
<b>Laboratory Medicine Total</b>	<b>0</b>	<b>2</b>	<b>2</b>	<b>0</b>	<b>0</b>	<b>0</b>	<b>0</b>	<b>2</b>	<b>2</b>	<b>24</b>	<b>1</b>	<b>4</b>	<b>29</b>
Clinician Investigator	0	0	0	2	0	0	2	0	0	4	0	0	4
<b>Special Program Total</b>	<b>0</b>	<b>0</b>	<b>0</b>	<b>2</b>	<b>0</b>	<b>0</b>	<b>2</b>	<b>0</b>	<b>0</b>	<b>4</b>	<b>0</b>	<b>0</b>	<b>4</b>
<b>Grand Total</b>	<b>1</b>	<b>72</b>	<b>73</b>	<b>40</b>	<b>27</b>	<b>2</b>	<b>69</b>	<b>125</b>	<b>125</b>	<b>883</b>	<b>38</b>	<b>199</b>	<b>1120</b>

SOURCE: Ontario Postgraduate Registry, November 2018  
 Ontario Physician Human Resources Data Centre  
 Prepared December 2018

Note: Re-entry, Repatriation and International Medical Graduate (IMG) trainees are included in these tables - see Part 3 for details



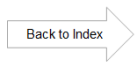
**Table 1.82 Postgraduate Medical Trainees at the Northern Ontario School of Medicine by Program, Pool, Legal Status and Source of Funding**

<b>NOSM</b>	<b>POOL A</b>							<b>POOL B</b>						
	<b>CDN</b>		<b>PR</b>		<b>VISA</b>		<b>TOTAL</b>	<b>CDN</b>		<b>PR</b>		<b>VISA</b>		<b>TOTAL</b>
	<b>CEB</b>	<b>Not CEB</b>	<b>CEB</b>	<b>Not CEB</b>	<b>CEB</b>	<b>Not CEB</b>		<b>CEB</b>	<b>Not CEB</b>	<b>CEB</b>	<b>Not CEB</b>	<b>CEB</b>	<b>Not CEB</b>	
Family Medicine	83	3	0	0	0	0	86	10	0	0	0	0	0	10
F.M./ Emergency Medicine	6	0	0	0	0	0	6	0	0	0	0	0	0	0
<b>Family Medicine Total</b>	<b>89</b>	<b>3</b>	<b>0</b>	<b>0</b>	<b>0</b>	<b>0</b>	<b>92</b>	<b>10</b>	<b>0</b>	<b>0</b>	<b>0</b>	<b>0</b>	<b>0</b>	<b>10</b>
Anesthesiology	9	0	0	0	0	0	9	0	0	0	0	0	0	0
Psychiatry	10	0	0	0	0	0	10	3	0	1	0	0	0	4
Public Health & Preventive Medicine	4	0	0	0	0	0	4	3	0	2	0	0	0	5
<b>Other Specialty Total</b>	<b>23</b>	<b>0</b>	<b>0</b>	<b>0</b>	<b>0</b>	<b>0</b>	<b>23</b>	<b>6</b>	<b>0</b>	<b>3</b>	<b>0</b>	<b>0</b>	<b>0</b>	<b>9</b>
Internal Medicine	15	0	0	0	0	0	15	4	0	2	0	0	0	6
<b>Internal Medicine Total</b>	<b>15</b>	<b>0</b>	<b>0</b>	<b>0</b>	<b>0</b>	<b>0</b>	<b>15</b>	<b>4</b>	<b>0</b>	<b>2</b>	<b>0</b>	<b>0</b>	<b>0</b>	<b>6</b>
Pediatrics	11	0	0	0	0	0	11	2	0	1	0	0	0	3
<b>Pediatrics Total</b>	<b>11</b>	<b>0</b>	<b>0</b>	<b>0</b>	<b>0</b>	<b>0</b>	<b>11</b>	<b>2</b>	<b>0</b>	<b>1</b>	<b>0</b>	<b>0</b>	<b>0</b>	<b>3</b>
General Surgery	8	0	1	0	0	0	9	0	0	0	0	0	0	0
Orthopedic Surgery	3	0	0	0	0	0	3	3	0	2	0	0	0	5
<b>Surgery Total</b>	<b>11</b>	<b>0</b>	<b>1</b>	<b>0</b>	<b>0</b>	<b>0</b>	<b>12</b>	<b>3</b>	<b>0</b>	<b>2</b>	<b>0</b>	<b>0</b>	<b>0</b>	<b>5</b>
<b>Grand Total</b>	<b>149</b>	<b>3</b>	<b>1</b>	<b>0</b>	<b>0</b>	<b>0</b>	<b>153</b>	<b>25</b>	<b>0</b>	<b>8</b>	<b>0</b>	<b>0</b>	<b>0</b>	<b>33</b>

<b>NOSM</b>	<b>POOL C</b>		<b>POOL D</b>				<b>POOL E</b>		<b>TOTALS</b>			<b>GRAND TOTAL</b>
	<b>VISA</b>	<b>TOTAL</b>	<b>CDN</b>	<b>PR</b>	<b>VISA</b>	<b>TOTAL</b>	<b>VISA</b>	<b>TOTAL</b>	<b>CDN</b>	<b>PR</b>	<b>VISA</b>	
	<b>Not CEB</b>		<b>Not CEB</b>	<b>Not CEB</b>	<b>Not CEB</b>		<b>Not CEB</b>		<b>CDN</b>	<b>PR</b>	<b>VISA</b>	
Family Medicine	0	0	0	0	0	0	0	0	96	0	0	96
F.M./ Emergency Medicine	0	0	0	0	0	0	0	0	6	0	0	6
<b>Family Medicine Total</b>	<b>0</b>	<b>0</b>	<b>0</b>	<b>0</b>	<b>0</b>	<b>0</b>	<b>0</b>	<b>0</b>	<b>102</b>	<b>0</b>	<b>0</b>	<b>102</b>
Anesthesiology	0	0	0	0	0	0	0	0	9	0	0	9
Psychiatry	0	0	0	0	0	0	0	0	13	1	0	14
Public Health & Preventive Medicine	0	0	0	0	0	0	0	0	7	2	0	9
<b>Other Specialty Total</b>	<b>0</b>	<b>0</b>	<b>0</b>	<b>0</b>	<b>0</b>	<b>0</b>	<b>0</b>	<b>0</b>	<b>29</b>	<b>3</b>	<b>0</b>	<b>32</b>
Internal Medicine	0	0	0	0	0	0	0	0	19	2	0	21
<b>Internal Medicine Total</b>	<b>0</b>	<b>0</b>	<b>0</b>	<b>0</b>	<b>0</b>	<b>0</b>	<b>0</b>	<b>0</b>	<b>19</b>	<b>2</b>	<b>0</b>	<b>21</b>
Pediatrics	0	0	0	0	0	0	0	0	13	1	0	14
<b>Pediatrics Total</b>	<b>0</b>	<b>0</b>	<b>0</b>	<b>0</b>	<b>0</b>	<b>0</b>	<b>0</b>	<b>0</b>	<b>13</b>	<b>1</b>	<b>0</b>	<b>14</b>
General Surgery	0	0	0	0	0	0	0	0	8	1	0	9
Orthopedic Surgery	0	0	0	0	0	0	0	0	6	2	0	8
<b>Surgery Total</b>	<b>0</b>	<b>0</b>	<b>0</b>	<b>0</b>	<b>0</b>	<b>0</b>	<b>0</b>	<b>0</b>	<b>14</b>	<b>3</b>	<b>0</b>	<b>17</b>
<b>Grand Total</b>	<b>0</b>	<b>0</b>	<b>0</b>	<b>0</b>	<b>0</b>	<b>0</b>	<b>0</b>	<b>0</b>	<b>177</b>	<b>9</b>	<b>0</b>	<b>186</b>

SOURCE: Ontario Postgraduate Registry, November 2018  
 Ontario Physician Human Resources Data Centre  
 Prepared December 2018

Note: Re-entry, Repatriation and International Medical Graduate (IMG) trainees are included in these tables - see Part 3 for details



**Table 1.83 Postgraduate Medical Trainees at the University of Ottawa by Program, Pool, Legal Status and Source of Funding**

Ottawa	POOL A						POOL B					
	CDN		PR		VISA		TOTAL	CDN		PR		TOTAL
	CEB	Not CEB	CEB	Not CEB	CEB	Not CEB		CEB	Not CEB	CEB	Not CEB	
Family Medicine	125	3	0	0	0	0	128	21	0	6	0	27
F.M./ Emergency Medicine	5	0	0	0	0	0	5	0	0	0	0	0
<b>Family Medicine Total</b>	<b>130</b>	<b>3</b>	<b>0</b>	<b>0</b>	<b>0</b>	<b>0</b>	<b>133</b>	<b>21</b>	<b>0</b>	<b>6</b>	<b>0</b>	<b>27</b>
Anesthesiology	41	3	1	0	0	0	45	8	0	1	0	9
Critical Care Medicine	2	1	0	0	0	0	3	0	0	0	0	0
Diagnostic Radiology	18	0	0	0	0	0	18	8	0	5	0	13
Emergency Medicine	37	0	0	0	0	0	37	10	0	1	0	11
Medical Genetics	4	0	0	0	0	0	4	1	0	0	0	1
Neuroradiology	0	0	0	0	0	0	0	0	0	0	0	0
Nuclear Medicine	0	0	0	0	0	0	0	0	0	0	0	0
Physical Medicine & Rehab.	7	1	0	0	0	0	8	2	0	0	0	2
Psychiatry	49	0	1	0	0	0	50	13	0	2	0	15
Psychiatry - Child & Adolescent	1	2	0	0	0	0	3	0	0	0	0	0
Psychiatry - Geriatric	1	1	0	0	0	0	2	0	0	0	0	0
Public Health & Preventive Medicine	6	0	0	0	0	0	6	0	0	2	0	2
Radiation Oncology	6	0	0	0	0	0	6	3	0	0	0	3
<b>Other Specialty Total</b>	<b>172</b>	<b>8</b>	<b>2</b>	<b>0</b>	<b>0</b>	<b>0</b>	<b>182</b>	<b>45</b>	<b>0</b>	<b>11</b>	<b>0</b>	<b>56</b>
Internal Medicine	73	0	0	0	0	0	73	16	0	2	0	18
Cardiology	8	0	0	0	0	0	8	1	0	0	0	1
Dermatology	14	1	0	0	0	0	15	1	0	0	0	1
Endocrinology & Metabolism	4	0	0	0	0	0	4	0	0	0	0	0
Gastroenterology	3	0	0	0	0	0	3	1	0	0	0	1
General Internal Medicine	7	0	0	0	0	0	7	0	0	0	0	0
Geriatric Medicine	3	0	0	0	0	0	3	2	0	0	0	2
Hematology	5	0	0	0	0	0	5	0	0	0	0	0
Infectious Diseases	2	0	0	0	0	0	2	0	0	0	0	0
Medical Oncology	2	0	0	0	0	0	2	1	0	0	0	1
Nephrology	3	0	0	0	0	0	3	0	0	0	0	0
Neurology	15	0	0	0	0	0	15	2	0	2	0	4
Respirology	3	0	0	0	0	0	3	0	1	1	0	2
Rheumatology	1	1	0	0	0	0	2	2	0	0	0	2
<b>Internal Medicine Total</b>	<b>143</b>	<b>2</b>	<b>0</b>	<b>0</b>	<b>0</b>	<b>0</b>	<b>145</b>	<b>26</b>	<b>1</b>	<b>5</b>	<b>0</b>	<b>32</b>
Pediatrics	37	0	0	0	0	0	37	7	0	0	0	7
Critical Care Medicine - Pediatric	3	0	0	0	0	0	3	1	0	0	0	1
Emergency Medicine - Pediatric	5	0	0	0	0	0	5	2	0	1	0	3
Endocrinology & Metabolism - Pediatric	2	0	0	0	0	0	2	1	0	0	0	1
Hematology / Oncology - Pediatric	1	0	0	0	0	0	1	0	0	0	0	0
Infectious Diseases - Pediatric	1	0	0	0	0	0	1	0	0	0	0	0
Neonatal-Perinatal Medicine	0	0	0	0	0	0	0	1	0	0	0	1
Nephrology - Pediatric	1	0	0	0	0	0	1	0	0	0	0	0
Neurology - Pediatric	3	0	0	0	0	0	3	1	0	0	0	1
Radiology - Pediatric	0	0	0	0	0	0	0	0	0	0	0	0
<b>Pediatrics Total</b>	<b>53</b>	<b>0</b>	<b>0</b>	<b>0</b>	<b>0</b>	<b>0</b>	<b>53</b>	<b>13</b>	<b>0</b>	<b>1</b>	<b>0</b>	<b>14</b>
General Surgery	24	0	1	0	0	0	25	5	0	0	0	5
Cardiac Surgery	4	0	1	0	0	0	5	1	0	1	0	2
Colorectal Surgery	2	0	0	0	0	0	2	0	0	0	0	0
Gynecologic Surgical Oncology	2	0	0	0	0	0	2	0	0	0	0	0
Gynecologic Oncology	1	0	0	0	0	0	1	0	0	0	0	0
Gyn Reprod Endocrinology & Infertility	2	1	0	0	0	0	3	0	0	0	0	0
Maternal Fetal Medicine	2	0	0	0	0	0	2	0	0	0	0	0
Neurosurgery	5	0	0	0	0	0	5	0	0	1	0	1
Obstetrics & Gynecology	25	0	0	0	0	0	25	4	0	3	0	7
Ophthalmology	13	0	0	0	0	0	13	1	0	2	0	3
Orthopedic Surgery	23	1	0	0	0	0	24	4	0	2	0	6
Otolaryngology - Head & Neck Surgery	8	0	0	0	0	0	8	2	0	0	0	2
Pediatric General Surgery	1	0	0	0	0	0	1	0	0	0	0	0
Plastic Surgery	9	0	0	0	0	0	9	0	0	1	0	1
Thoracic Surgery	2	0	0	0	0	0	2	0	0	0	0	0
Urology	16	0	0	0	0	0	16	2	0	1	0	3
Vascular Surgery	4	2	0	0	0	0	6	1	0	0	0	1
<b>Surgery Total</b>	<b>143</b>	<b>4</b>	<b>2</b>	<b>0</b>	<b>0</b>	<b>0</b>	<b>149</b>	<b>20</b>	<b>0</b>	<b>11</b>	<b>0</b>	<b>31</b>
Anatomical Pathology	11	0	0	0	0	0	11	3	0	1	0	4
Hematological Pathology	0	0	0	0	0	0	0	1	0	0	0	1
Medical Microbiology	1	0	0	0	0	0	1	2	0	0	0	2
<b>Laboratory Medicine Total</b>	<b>12</b>	<b>0</b>	<b>0</b>	<b>0</b>	<b>0</b>	<b>0</b>	<b>12</b>	<b>6</b>	<b>0</b>	<b>1</b>	<b>0</b>	<b>7</b>
Areas of Focused Competence	0	0	0	0	0	0	0	0	0	0	0	0
Clinician Investigator	8	3	0	0	0	0	11	0	0	0	0	0
Palliative Medicine	4	1	0	0	0	0	5	0	0	0	0	0
<b>Special Program Total</b>	<b>12</b>	<b>4</b>	<b>0</b>	<b>0</b>	<b>0</b>	<b>0</b>	<b>16</b>	<b>0</b>	<b>0</b>	<b>0</b>	<b>0</b>	<b>0</b>
<b>Grand Total</b>	<b>665</b>	<b>21</b>	<b>4</b>	<b>0</b>	<b>0</b>	<b>0</b>	<b>690</b>	<b>131</b>	<b>1</b>	<b>35</b>	<b>0</b>	<b>167</b>

SOURCE: Ontario Postgraduate Registry, November 2018  
 Ontario Physician Human Resources Data Centre  
 Prepared December 2018

Note: Re-entry, Repatriation and International Medical Graduate (IMG) trainees are included in these tables - see Part 3 for details

**Table 1.83 Postgraduate Medical Trainees at the University of Ottawa by Program, Pool, Legal Status and Source of Funding**

Ottawa	POOL C		POOL D				POOL E		TOTALS			GRAND TOTAL
	VISA	TOTAL	CDN	PR	VISA	TOTAL	VISA	TOTAL	CDN	PR	VISA	
	Not CEB		Not CEB	Not CEB	Not CEB		Not CEB					
Family Medicine	0	0	0	0	0	0	0	0	149	6	0	155
F.M./ Emergency Medicine	0	0	0	0	0	0	0	0	5	0	0	5
<b>Family Medicine Total</b>	<b>0</b>	<b>0</b>	<b>0</b>	<b>0</b>	<b>0</b>	<b>0</b>	<b>0</b>	<b>0</b>	<b>154</b>	<b>6</b>	<b>0</b>	<b>160</b>
Anesthesiology	1	1	11	1	0	12	4	4	63	3	5	71
Critical Care Medicine	0	0	0	0	0	0	1	1	3	0	1	4
Diagnostic Radiology	0	0	3	0	0	3	12	12	29	5	12	46
Emergency Medicine	0	0	3	0	0	3	2	2	50	1	2	53
Medical Genetics	0	0	1	0	0	1	0	0	6	0	0	6
Neuroradiology	0	0	0	0	0	0	4	4	0	0	4	4
Nuclear Medicine	0	0	0	0	0	0	3	3	0	0	3	3
Physical Medicine & Rehab.	0	0	0	0	0	0	0	0	10	0	0	10
Psychiatry	0	0	0	0	0	0	0	0	62	3	0	65
Psychiatry - Child & Adolescent	0	0	0	0	0	0	1	1	3	0	1	4
Psychiatry - Geriatric	0	0	0	0	0	0	0	0	2	0	0	2
Public Health & Preventive Medicine	0	0	0	0	0	0	0	0	6	2	0	8
Radiation Oncology	4	4	2	0	0	2	2	2	11	0	6	17
<b>Other Specialty Total</b>	<b>5</b>	<b>5</b>	<b>20</b>	<b>1</b>	<b>0</b>	<b>21</b>	<b>29</b>	<b>29</b>	<b>245</b>	<b>14</b>	<b>34</b>	<b>293</b>
Internal Medicine	3	3	0	0	0	0	0	0	89	2	3	94
Cardiology	3	3	0	2	0	2	7	7	9	2	10	21
Dermatology	0	0	2	0	0	2	1	1	18	0	1	19
Endocrinology & Metabolism	1	1	0	0	0	0	2	2	4	0	3	7
Gastroenterology	2	2	0	1	0	1	2	2	4	1	4	9
General Internal Medicine	0	0	0	0	0	0	0	0	7	0	0	7
Geriatric Medicine	0	0	0	0	0	0	0	0	5	0	0	5
Hematology	1	1	2	1	0	3	6	6	7	1	7	15
Infectious Diseases	0	0	2	0	0	2	0	0	4	0	0	4
Medical Oncology	0	0	2	0	0	2	4	4	5	0	4	9
Nephrology	0	0	1	0	0	1	4	4	4	0	4	8
Neurology	0	0	2	0	0	2	2	2	19	2	2	23
Respirology	0	0	2	0	0	2	0	0	6	1	0	7
Rheumatology	0	0	0	0	0	0	2	2	4	0	2	6
<b>Internal Medicine Total</b>	<b>10</b>	<b>10</b>	<b>13</b>	<b>4</b>	<b>0</b>	<b>17</b>	<b>30</b>	<b>30</b>	<b>185</b>	<b>9</b>	<b>40</b>	<b>234</b>
Pediatrics	1	1	2	0	0	2	2	2	46	0	3	49
Critical Care Medicine - Pediatric	0	0	1	0	0	1	0	0	5	0	0	5
Emergency Medicine - Pediatric	0	0	0	0	0	0	0	0	7	1	0	8
Endocrinology & Metabolism - Pediatric	0	0	0	0	0	0	0	0	3	0	0	3
Hematology / Oncology - Pediatric	0	0	0	0	0	0	3	3	1	0	3	4
Infectious Diseases - Pediatric	0	0	2	0	0	2	0	0	3	0	0	3
Neonatal-Perinatal Medicine	0	0	1	1	0	2	4	4	2	1	4	7
Nephrology - Pediatric	0	0	0	0	0	0	1	1	1	0	1	2
Neurology - Pediatric	0	0	0	0	0	0	1	1	4	0	1	5
Radiology - Pediatric	0	0	0	1	0	1	4	4	0	1	4	5
<b>Pediatrics Total</b>	<b>1</b>	<b>1</b>	<b>6</b>	<b>2</b>	<b>0</b>	<b>8</b>	<b>15</b>	<b>15</b>	<b>72</b>	<b>3</b>	<b>16</b>	<b>91</b>
General Surgery	0	0	3	0	0	3	0	0	32	1	0	33
Cardiac Surgery	0	0	0	0	0	0	2	2	5	2	2	9
Colorectal Surgery	0	0	0	0	0	0	0	0	2	0	0	2
Gynecologic Surgical Oncology	0	0	0	0	0	0	0	0	2	0	0	2
Gynecologic Oncology	0	0	0	0	0	0	1	1	1	0	1	2
Gyn Reprod Endocrinology & Infertility	0	0	0	0	0	0	0	0	3	0	0	3
Maternal Fetal Medicine	0	0	0	1	0	1	4	4	2	1	4	7
Neurosurgery	6	6	1	1	0	2	5	5	6	2	11	19
Obstetrics & Gynecology	0	0	4	0	0	4	1	1	33	3	1	37
Ophthalmology	1	1	1	0	0	1	5	5	15	2	6	23
Orthopedic Surgery	3	3	7	1	0	8	7	7	35	3	10	48
Otolaryngology - Head & Neck Surgery	1	1	1	0	0	1	3	3	11	0	4	15
Pediatric General Surgery	0	0	0	1	0	1	0	0	1	1	0	2
Plastic Surgery	0	0	0	0	0	0	0	0	9	1	0	10
Thoracic Surgery	1	1	0	0	0	0	0	0	2	0	1	3
Urology	0	0	0	1	0	1	1	1	18	2	1	21
Vascular Surgery	0	0	0	0	0	0	0	0	7	0	0	7
<b>Surgery Total</b>	<b>12</b>	<b>12</b>	<b>17</b>	<b>5</b>	<b>0</b>	<b>22</b>	<b>29</b>	<b>29</b>	<b>184</b>	<b>18</b>	<b>41</b>	<b>243</b>
Anatomical Pathology	0	0	0	0	0	0	0	0	14	1	0	15
Hematological Pathology	0	0	0	0	0	0	0	0	1	0	0	1
Medical Microbiology	0	0	0	0	0	0	0	0	3	0	0	3
<b>Laboratory Medicine Total</b>	<b>0</b>	<b>0</b>	<b>0</b>	<b>0</b>	<b>0</b>	<b>0</b>	<b>0</b>	<b>0</b>	<b>18</b>	<b>1</b>	<b>0</b>	<b>19</b>
Areas of Focused Competence	0	0	6	0	0	6	10	10	6	0	10	16
Clinician Investigator	0	0	0	0	0	0	0	0	11	0	0	11
Palliative Medicine	0	0	0	0	0	0	0	0	5	0	0	5
<b>Special Program Total</b>	<b>0</b>	<b>0</b>	<b>6</b>	<b>0</b>	<b>0</b>	<b>6</b>	<b>10</b>	<b>10</b>	<b>22</b>	<b>0</b>	<b>10</b>	<b>32</b>
<b>Grand Total</b>	<b>28</b>	<b>28</b>	<b>62</b>	<b>12</b>	<b>0</b>	<b>74</b>	<b>113</b>	<b>113</b>	<b>880</b>	<b>51</b>	<b>141</b>	<b>1072</b>

SOURCE: Ontario Postgraduate Registry, November 2018  
 Ontario Physician Human Resources Data Centre  
 Prepared December 2018

Note: Re-entry, Repatriation and International Medical Graduate (IMG) trainees are included in these tables - see Part 3 for details

**Table 1.84 Postgraduate Medical Trainees at Queen's University by Program, Pool, Legal Status and Source of Funding**

Queen's	POOL A							POOL B				
	CDN		PR		VISA		TOTAL	CDN		PR		TOTAL
	CEB	Not CEB	CEB	Not CEB	CEB	Not CEB		CEB	Not CEB	CEB	Not CEB	
Family Medicine	119	11	0	0	0	0	130	21	0	2	0	23
F.M./ Emergency Medicine	6	0	0	0	0	0	6	2	0	0	0	2
<b>Family Medicine Total</b>	<b>125</b>	<b>11</b>	<b>0</b>	<b>0</b>	<b>0</b>	<b>0</b>	<b>136</b>	<b>23</b>	<b>0</b>	<b>2</b>	<b>0</b>	<b>25</b>
Anesthesiology	18	0	1	0	0	0	19	0	0	0	0	0
Critical Care Medicine	6	1	0	0	0	0	7	1	0	0	0	1
Diagnostic Radiology	12	0	0	0	0	0	12	3	0	0	0	3
Emergency Medicine	21	0	0	0	0	0	21	0	0	0	0	0
Physical Medicine & Rehab.	5	0	0	0	0	0	5	0	0	0	0	0
Psychiatry	13	2	0	0	0	0	15	13	0	1	0	14
Psychiatry - Child & Adolescent	0	0	0	0	0	0	0	0	0	1	0	1
Psychiatry - Geriatric	0	0	0	0	0	0	0	1	0	0	0	1
Public Health & Preventive Medicine	12	0	0	0	0	0	12	0	0	0	0	0
Radiation Oncology	7	0	0	0	0	0	7	0	0	1	0	1
<b>Other Specialty Total</b>	<b>94</b>	<b>3</b>	<b>1</b>	<b>0</b>	<b>0</b>	<b>0</b>	<b>98</b>	<b>18</b>	<b>0</b>	<b>3</b>	<b>0</b>	<b>21</b>
Internal Medicine	47	0	0	0	0	0	47	9	0	2	0	11
Cardiology	3	0	0	0	0	0	3	3	0	0	0	3
Gastroenterology	3	0	0	0	0	0	3	1	0	0	0	1
General Internal Medicine	7	0	0	0	0	0	7	1	0	1	0	2
Hematology	3	0	0	0	0	0	3	2	0	0	0	2
Medical Oncology	2	0	0	0	0	0	2	1	0	0	0	1
Nephrology	2	0	0	0	0	0	2	0	0	1	0	1
Neurology	10	0	0	0	0	0	10	2	0	0	0	2
Respirology	4	0	0	0	0	0	4	0	0	0	0	0
Rheumatology	2	0	0	0	0	0	2	1	0	1	0	2
<b>Internal Medicine Total</b>	<b>83</b>	<b>0</b>	<b>0</b>	<b>0</b>	<b>0</b>	<b>0</b>	<b>83</b>	<b>20</b>	<b>0</b>	<b>5</b>	<b>0</b>	<b>25</b>
Pediatrics	13	0	0	0	0	0	13	3	0	1	0	4
<b>Pediatrics Total</b>	<b>13</b>	<b>0</b>	<b>0</b>	<b>0</b>	<b>0</b>	<b>0</b>	<b>13</b>	<b>3</b>	<b>0</b>	<b>1</b>	<b>0</b>	<b>4</b>
General Surgery	12	0	0	0	0	0	12	1	0	1	0	2
Cardiac Surgery	0	0	0	0	0	0	0	0	0	0	0	0
Obstetrics & Gynecology	15	0	0	0	0	0	15	1	0	0	0	1
Ophthalmology	12	0	0	0	0	0	12	0	0	0	0	0
Orthopedic Surgery	8	0	0	0	0	0	8	1	0	0	0	1
Urology	5	0	0	0	0	0	5	0	0	0	0	0
<b>Surgery Total</b>	<b>52</b>	<b>0</b>	<b>0</b>	<b>0</b>	<b>0</b>	<b>0</b>	<b>52</b>	<b>3</b>	<b>0</b>	<b>1</b>	<b>0</b>	<b>4</b>
Anatomical Pathology	4	0	0	0	0	0	4	3	0	3	0	6
<b>Laboratory Medicine Total</b>	<b>4</b>	<b>0</b>	<b>0</b>	<b>0</b>	<b>0</b>	<b>0</b>	<b>4</b>	<b>3</b>	<b>0</b>	<b>3</b>	<b>0</b>	<b>6</b>
Areas of Focused Competence	0	0	0	0	0	0	0	0	0	0	0	0
Clinician Investigator	4	6	0	0	0	0	10	0	1	0	0	1
Palliative Medicine	0	0	0	0	0	0	0	2	0	0	0	2
<b>Special Program Total</b>	<b>4</b>	<b>6</b>	<b>0</b>	<b>0</b>	<b>0</b>	<b>0</b>	<b>10</b>	<b>2</b>	<b>1</b>	<b>0</b>	<b>0</b>	<b>3</b>
<b>Grand Total</b>	<b>375</b>	<b>20</b>	<b>1</b>	<b>0</b>	<b>0</b>	<b>0</b>	<b>396</b>	<b>72</b>	<b>1</b>	<b>15</b>	<b>0</b>	<b>88</b>

SOURCE: Ontario Postgraduate Registry, November 2018  
 Ontario Physician Human Resources Data Centre  
 Prepared December 2018

Note: Re-entry, Repatriation and International Medical Graduate (IMG) trainees are included in these tables - see Part 3 for details



**Table 1.84 Postgraduate Medical Trainees at Queen's University by Program,  
Pool, Legal Status and Source of Funding**

Queen's	POOL C			POOL D				POOL E		TOTALS			GRAND TOTAL
	PR	VISA	TOTAL	CDN	PR	VISA	TOTAL	VISA	TOTAL	CDN	PR	VISA	
	Not CEB	Not CEB		Not CEB	Not CEB	Not CEB		Not CEB					
Family Medicine	0	0	0	0	0	0	0	0	0	151	2	0	153
F.M./ Emergency Medicine	0	0	0	0	0	0	0	0	0	8	0	0	8
<b>Family Medicine Total</b>	<b>0</b>	<b>0</b>	<b>0</b>	<b>0</b>	<b>0</b>	<b>0</b>	<b>0</b>	<b>0</b>	<b>0</b>	<b>159</b>	<b>2</b>	<b>0</b>	<b>161</b>
Anesthesiology	0	0	0	0	0	0	0	2	2	18	1	2	21
Critical Care Medicine	0	0	0	0	0	0	0	3	3	8	0	3	11
Diagnostic Radiology	0	0	0	0	0	0	0	0	0	15	0	0	15
Emergency Medicine	0	0	0	1	0	0	1	0	0	22	0	0	22
Physical Medicine & Rehab.	0	0	0	0	0	0	0	0	0	5	0	0	5
Psychiatry	0	1	1	0	0	0	0	4	4	28	1	5	34
Psychiatry - Child & Adolescent	0	0	0	0	0	0	0	2	2	0	1	2	3
Psychiatry - Geriatric	0	0	0	0	0	0	0	0	0	1	0	0	1
Public Health & Preventive Medicine	0	0	0	0	0	0	0	0	0	12	0	0	12
Radiation Oncology	0	1	1	0	0	0	0	0	0	7	1	1	9
<b>Other Specialty Total</b>	<b>0</b>	<b>2</b>	<b>2</b>	<b>1</b>	<b>0</b>	<b>0</b>	<b>1</b>	<b>11</b>	<b>11</b>	<b>116</b>	<b>4</b>	<b>13</b>	<b>133</b>
Internal Medicine	0	7	7	0	0	0	0	0	0	56	2	7	65
Cardiology	0	1	1	1	0	0	1	1	1	7	0	2	9
Gastroenterology	0	1	1	0	0	0	0	0	0	4	0	1	5
General Internal Medicine	0	0	0	0	0	0	0	0	0	8	1	0	9
Hematology	0	0	0	0	0	0	0	0	0	5	0	0	5
Medical Oncology	0	0	0	1	0	0	1	0	0	4	0	0	4
Nephrology	0	0	0	0	0	0	0	3	3	2	1	3	6
Neurology	0	0	0	0	0	0	0	0	0	12	0	0	12
Respirology	0	0	0	0	0	0	0	4	4	4	0	4	8
Rheumatology	0	0	0	0	0	0	0	0	0	3	1	0	4
<b>Internal Medicine Total</b>	<b>0</b>	<b>9</b>	<b>9</b>	<b>2</b>	<b>0</b>	<b>0</b>	<b>2</b>	<b>8</b>	<b>8</b>	<b>105</b>	<b>5</b>	<b>17</b>	<b>127</b>
Pediatrics	0	1	1	0	0	0	0	0	0	16	1	1	18
<b>Pediatrics Total</b>	<b>0</b>	<b>1</b>	<b>1</b>	<b>0</b>	<b>0</b>	<b>0</b>	<b>0</b>	<b>0</b>	<b>0</b>	<b>16</b>	<b>1</b>	<b>1</b>	<b>18</b>
General Surgery	0	0	0	0	0	0	0	0	0	13	1	0	14
Cardiac Surgery	0	0	0	0	0	0	0	1	1	0	0	1	1
Obstetrics & Gynecology	0	0	0	2	0	0	2	0	0	18	0	0	18
Ophthalmology	0	0	0	0	1	0	1	1	1	12	1	1	14
Orthopedic Surgery	0	5	5	4	0	0	4	3	3	13	0	8	21
Urology	0	0	0	0	0	0	0	0	0	5	0	0	5
<b>Surgery Total</b>	<b>0</b>	<b>5</b>	<b>5</b>	<b>6</b>	<b>1</b>	<b>0</b>	<b>7</b>	<b>5</b>	<b>5</b>	<b>61</b>	<b>2</b>	<b>10</b>	<b>73</b>
Anatomical Pathology	0	0	0	0	0	0	0	0	0	7	3	0	10
<b>Laboratory Medicine Total</b>	<b>0</b>	<b>0</b>	<b>0</b>	<b>0</b>	<b>0</b>	<b>0</b>	<b>0</b>	<b>0</b>	<b>0</b>	<b>7</b>	<b>3</b>	<b>0</b>	<b>10</b>
Areas of Focused Competence	0	0	0	0	0	0	0	4	4	0	0	4	4
Clinician Investigator	0	0	0	0	0	0	0	0	0	11	0	0	11
Palliative Medicine	0	0	0	0	0	0	0	0	0	2	0	0	2
<b>Special Program Total</b>	<b>0</b>	<b>0</b>	<b>0</b>	<b>0</b>	<b>0</b>	<b>0</b>	<b>0</b>	<b>4</b>	<b>4</b>	<b>13</b>	<b>0</b>	<b>4</b>	<b>17</b>
<b>Grand Total</b>	<b>0</b>	<b>17</b>	<b>17</b>	<b>9</b>	<b>1</b>	<b>0</b>	<b>10</b>	<b>28</b>	<b>28</b>	<b>477</b>	<b>17</b>	<b>45</b>	<b>539</b>

SOURCE: Ontario Postgraduate Registry, November 2018  
 Ontario Physician Human Resources Data Centre  
 Prepared December 2018

Note: Re-entry, Repatriation and International Medical Graduate (IMG) trainees are included in these tables - see Part 3 for details



**Table 1.85 Postgraduate Medical Trainees at the University of Toronto by Program, Pool, Legal Status and Source of Funding**

<i>Toronto</i>	POOL A							POOL B				
	CDN [1]		PR [2]		VISA [3]		TOTAL	CDN		PR		TOTAL
	CEB	Not CEB	CEB	Not CEB	CEB	Not CEB		CEB	Not CEB	CEB	Not CEB	
Family Medicine	318	5	2	0	0	0	325	39	0	13	0	52
F.M./ Emergency Medicine	7	1	0	0	0	0	8	0	0	0	0	0
<b>Family Medicine Total</b>	<b>325</b>	<b>6</b>	<b>2</b>	<b>0</b>	<b>0</b>	<b>0</b>	<b>333</b>	<b>39</b>	<b>0</b>	<b>13</b>	<b>0</b>	<b>52</b>
Anesthesiology	67	1	0	0	0	0	68	13	0	6	0	19
Clinical Pharmacology & Toxicology	2	0	0	0	0	0	2	1	0	0	0	1
Critical Care Medicine	12	0	0	0	0	0	12	1	0	0	0	1
Diagnostic Radiology	44	0	1	0	0	0	45	8	1	4	0	13
Emergency Medicine	35	0	0	0	0	0	35	12	0	3	0	15
Medical Genetics	5	0	0	0	0	0	5	0	1	4	0	5
Neuroradiology	3	0	0	0	0	0	3	0	0	0	0	0
Nuclear Medicine	2	0	0	0	0	0	2	0	0	0	0	0
Physical Medicine & Rehab.	18	0	0	0	0	0	18	2	0	0	0	2
Psychiatry	149	0	0	0	0	0	149	17	0	4	0	21
Psychiatry - Child & Adolescent	7	0	1	0	0	0	8	1	0	0	0	1
Psychiatry - Forensic	2	0	0	0	0	0	2	0	0	0	0	0
Psychiatry - Geriatric	3	0	0	0	0	0	3	0	0	0	0	0
Public Health & Preventive Medicine	11	0	0	0	0	0	11	0	0	0	0	0
Radiation Oncology	15	0	1	0	0	0	16	0	0	0	0	0
<b>Other Specialty Total</b>	<b>375</b>	<b>1</b>	<b>3</b>	<b>0</b>	<b>0</b>	<b>0</b>	<b>379</b>	<b>55</b>	<b>2</b>	<b>21</b>	<b>0</b>	<b>78</b>
Internal Medicine	169	5	0	0	0	0	174	29	1	6	0	36
Cardiology	19	0	1	0	0	0	20	4	0	0	0	4
Clinical Immunology & Allergy	3	0	0	0	0	0	3	0	0	0	0	0
Dermatology	27	0	0	0	0	0	27	1	0	3	0	4
Endocrinology & Metabolism	5	0	0	0	0	0	5	1	0	0	0	1
Gastroenterology	6	0	0	0	0	0	6	4	0	0	0	4
General Internal Medicine	9	0	0	0	0	0	9	2	0	0	0	2
Geriatric Medicine	5	0	0	0	0	0	5	3	0	0	0	3
Hematology	7	0	0	0	0	0	7	1	0	0	0	1
Infectious Diseases	6	1	0	0	0	0	7	0	0	0	0	0
Medical Oncology	9	0	0	0	0	0	9	0	0	1	0	1
Nephrology	5	0	0	0	0	0	5	0	0	1	0	1
Neurology	23	0	0	0	0	0	23	9	0	4	0	13
Occupational Medicine	1	0	0	0	0	0	1	1	0	0	0	1
Respirology	8	0	0	0	0	0	8	0	0	0	0	0
Rheumatology	7	0	0	0	0	0	7	2	0	0	0	2
<b>Internal Medicine Total</b>	<b>309</b>	<b>6</b>	<b>1</b>	<b>0</b>	<b>0</b>	<b>0</b>	<b>316</b>	<b>57</b>	<b>1</b>	<b>15</b>	<b>0</b>	<b>73</b>
Pediatrics	54	1	0	0	0	0	55	12	0	4	0	16
Adolescent Medicine	4	1	0	0	0	0	5	0	0	0	0	0
Cardiology - Pediatric	1	2	0	0	0	0	3	2	0	0	0	2
Clinical Immunology & Allergy - Pediatric	4	0	0	0	0	0	4	1	0	0	0	1
Critical Care Medicine - Pediatric	2	0	0	0	0	0	2	2	0	0	0	2
Developmental Pediatrics	2	2	0	0	0	0	4	1	0	0	0	1
Emergency Medicine - Pediatric	3	3	0	0	0	0	6	0	0	0	0	0
Endocrinology & Metabolism - Pediatric	2	1	0	0	0	0	3	0	0	0	0	0
Gastroenterology - Pediatric	1	1	0	0	0	0	2	0	0	0	0	0
Hematology / Oncology - Pediatric	4	2	0	0	0	0	6	0	0	0	0	0
Infectious Diseases - Pediatric	3	0	0	0	0	0	3	0	0	0	0	0
Neonatal-Perinatal Medicine	1	2	0	0	0	0	3	0	0	0	0	0
Nephrology - Pediatric	2	1	0	0	0	0	3	1	0	0	0	1
Neurology - Pediatric	8	0	0	0	0	0	8	4	0	0	0	4
Radiology - Pediatric	0	0	0	0	0	0	0	1	0	1	0	2
Respirology - Pediatric	2	0	0	0	0	0	2	1	1	0	0	2
Rheumatology - Pediatric	5	0	0	0	0	0	5	0	1	0	0	1
<b>Pediatrics Total</b>	<b>98</b>	<b>16</b>	<b>0</b>	<b>0</b>	<b>0</b>	<b>0</b>	<b>114</b>	<b>25</b>	<b>2</b>	<b>5</b>	<b>0</b>	<b>32</b>
General Surgery	45	0	0	0	0	0	45	7	0	8	0	15
Cardiac Surgery	4	0	0	0	0	0	4	0	0	0	0	0
Colorectal Surgery	4	0	0	0	0	0	4	0	0	0	0	0
General Surgical Oncology	5	0	0	0	0	0	5	0	0	0	0	0
Gynecologic Oncology	1	0	0	0	0	0	1	2	0	0	0	2
Gyn Reprod Endocrinology & Infertility	3	0	0	0	0	0	3	0	0	0	0	0
Maternal Fetal Medicine	4	0	0	0	0	0	4	0	0	0	0	0
Neurosurgery	17	2	0	0	0	0	19	0	0	3	0	3
Obstetrics & Gynecology	55	0	0	0	0	0	55	7	1	2	0	10
Ophthalmology	18	0	1	0	0	0	19	3	0	3	0	6
Orthopedic Surgery	32	0	0	0	0	0	32	9	0	0	0	9
Otolaryngology - Head & Neck Surgery	22	0	1	0	0	0	23	0	0	0	0	0
Pediatric General Surgery	0	0	0	0	2	0	2	0	0	0	0	0
Plastic Surgery	18	0	0	0	0	0	18	1	0	0	0	1
Thoracic Surgery	4	0	0	0	0	0	4	0	0	0	0	0
Urology	18	0	0	0	0	0	18	5	0	0	0	5
Vascular Surgery	10	0	0	0	0	0	10	0	0	0	0	0
<b>Surgery Total</b>	<b>260</b>	<b>2</b>	<b>2</b>	<b>0</b>	<b>2</b>	<b>0</b>	<b>266</b>	<b>34</b>	<b>1</b>	<b>16</b>	<b>0</b>	<b>51</b>
Anatomical Pathology	15	0	0	0	0	0	15	7	0	5	0	12
Forensic Pathology	1	0	0	0	0	0	1	0	0	0	0	0
Hematological Pathology	0	0	0	0	0	0	0	1	0	1	0	2
Medical Microbiology	1	0	0	0	0	0	1	1	0	1	0	2
Neuropathology	3	0	0	0	0	0	3	0	0	0	0	0
<b>Laboratory Medicine Total</b>	<b>20</b>	<b>0</b>	<b>0</b>	<b>0</b>	<b>0</b>	<b>0</b>	<b>20</b>	<b>9</b>	<b>0</b>	<b>7</b>	<b>0</b>	<b>16</b>
Areas of Focused Competence	0	0	0	0	0	0	0	0	0	0	0	0
Clinician Investigator	26	44	0	0	0	0	70	1	3	2	0	6
Palliative Medicine	2	0	0	0	0	0	2	0	0	0	0	0
<b>Special Program Total</b>	<b>28</b>	<b>44</b>	<b>0</b>	<b>0</b>	<b>0</b>	<b>0</b>	<b>72</b>	<b>1</b>	<b>3</b>	<b>2</b>	<b>0</b>	<b>6</b>
<b>Grand Total</b>	<b>1415</b>	<b>75</b>	<b>8</b>	<b>0</b>	<b>2</b>	<b>0</b>	<b>1500</b>	<b>220</b>	<b>9</b>	<b>79</b>	<b>0</b>	<b>308</b>

[1] CDN = Canadian Citizen  
 [2] PR = Permanent Resident/Landed Immigrant  
 [3] VISA = Employment Visa

SOURCE: Ontario Postgraduate Registry, November 2018  
 Ontario Physician Human Resources Data Centre  
 Prepared December 2018

Note: Re-entry, Repatriation and International Medical Graduate (IMG) trainees are included in these tables - see Part 3 for details



**Table 1.85 Postgraduate Medical Trainees at the University of Toronto by Program, Pool, Legal Status and Source of Funding**

Toronto	POOL C			POOL D				POOL E			TOTALS			GRAND TOTAL
	PR	VISA	TOTAL	CDN	PR	VISA	TOTAL	PR	VISA	TOTAL	CDN	PR	VISA	
	Not CEB	Not CEB		Not CEB	Not CEB	Not CEB		Not CEB	Not CEB					
Family Medicine	0	6	6	10	0	0	10	0	1	1	372	15	7	394
F.M./ Emergency Medicine	0	0	0	0	0	0	0	0	0	0	8	0	0	8
<b>Family Medicine Total</b>	<b>0</b>	<b>6</b>	<b>6</b>	<b>10</b>	<b>0</b>	<b>0</b>	<b>10</b>	<b>0</b>	<b>1</b>	<b>1</b>	<b>380</b>	<b>15</b>	<b>7</b>	<b>402</b>
Anesthesiology	1	6	7	28	9	0	37	0	64	64	109	16	70	195
Clinical Pharmacology & Toxicology	0	1	1	0	1	0	1	0	0	0	3	1	1	5
Critical Care Medicine	0	0	0	5	8	0	13	0	36	36	18	8	36	62
Diagnostic Radiology	0	4	4	23	8	1	32	0	32	32	76	13	37	126
Emergency Medicine	0	0	0	0	0	0	0	0	2	2	47	3	2	52
Medical Genetics	0	1	1	3	0	0	3	0	5	5	9	4	6	19
Neuroradiology	0	2	2	2	0	0	2	0	8	8	5	0	10	15
Nuclear Medicine	0	0	0	0	0	0	0	0	0	0	2	0	0	2
Physical Medicine & Rehab.	0	0	0	4	1	0	5	0	3	3	24	1	3	28
Psychiatry	0	4	4	14	5	0	19	0	20	20	180	9	24	213
Psychiatry - Child & Adolescent	0	0	0	0	0	0	0	0	0	0	8	1	0	9
Psychiatry - Forensic	0	0	0	0	0	0	0	0	0	0	2	0	0	2
Psychiatry - Geriatric	0	0	0	1	0	0	1	0	0	0	4	0	0	4
Public Health & Preventive Medicine	0	0	0	0	0	0	0	0	0	0	11	0	0	11
Radiation Oncology	0	4	4	6	3	0	9	0	19	19	21	4	23	48
<b>Other Specialty Total</b>	<b>1</b>	<b>22</b>	<b>23</b>	<b>86</b>	<b>35</b>	<b>1</b>	<b>122</b>	<b>0</b>	<b>189</b>	<b>189</b>	<b>519</b>	<b>60</b>	<b>212</b>	<b>791</b>
Internal Medicine	0	16	16	0	0	0	0	0	0	0	204	6	16	226
Cardiology	0	5	5	22	7	0	29	0	30	30	45	8	35	88
Clinical Immunology & Allergy	0	0	0	0	0	0	0	0	0	0	3	0	0	3
Dermatology	0	0	0	2	0	2	4	0	6	6	30	3	8	41
Endocrinology & Metabolism	0	1	1	4	0	0	4	0	2	2	10	0	3	13
Gastroenterology	1	0	1	4	2	0	6	0	23	23	14	3	23	40
General Internal Medicine	0	0	0	7	7	0	14	0	2	2	18	7	2	27
Geriatric Medicine	0	0	0	0	0	0	0	0	0	0	8	0	0	8
Hematology	1	1	2	10	3	0	13	0	32	32	18	4	33	55
Infectious Diseases	0	0	0	5	0	0	5	0	6	6	12	0	6	18
Medical Oncology	0	0	0	19	3	0	22	0	33	33	28	4	33	65
Nephrology	0	0	0	6	4	0	10	0	28	28	11	5	28	44
Neurology	0	0	0	8	8	1	17	0	21	21	40	12	22	74
Occupational Medicine	0	0	0	0	0	0	0	0	1	1	2	0	1	3
Respirology	0	2	2	10	1	0	11	0	8	8	18	1	10	29
Rheumatology	0	3	3	4	1	0	5	0	13	13	13	1	16	30
<b>Internal Medicine Total</b>	<b>2</b>	<b>28</b>	<b>30</b>	<b>101</b>	<b>36</b>	<b>3</b>	<b>140</b>	<b>0</b>	<b>205</b>	<b>205</b>	<b>474</b>	<b>54</b>	<b>236</b>	<b>764</b>
Pediatrics	0	6	6	9	0	1	10	0	5	5	76	4	12	92
Adolescent Medicine	0	0	0	0	0	0	0	0	1	1	5	0	1	6
Cardiology - Pediatric	0	0	0	3	2	1	6	0	13	13	8	2	14	24
Clinical Immunology & Allergy - Pediatric	0	0	0	0	0	0	0	0	1	1	5	0	1	6
Critical Care Medicine - Pediatric	0	0	0	4	3	1	8	0	12	12	8	3	13	24
Developmental Pediatrics	0	0	0	1	0	0	1	0	0	0	6	0	0	6
Emergency Medicine - Pediatric	0	0	0	3	1	0	4	0	6	6	9	1	6	16
Endocrinology & Metabolism - Pediatric	0	0	0	0	0	0	0	0	3	3	3	0	3	6
Gastroenterology - Pediatric	0	0	0	2	1	0	3	0	10	10	4	1	10	15
Hematology / Oncology - Pediatric	0	3	3	4	6	0	10	0	24	24	10	6	27	43
Infectious Diseases - Pediatric	0	1	1	1	0	0	1	0	2	2	4	0	3	7
Neonatal-Perinatal Medicine	0	1	1	5	8	0	13	0	25	25	8	8	26	42
Nephrology - Pediatric	0	0	0	0	1	0	1	0	5	5	4	1	5	10
Neurology - Pediatric	0	4	4	4	2	0	6	0	12	12	16	2	16	34
Radiology - Pediatric	0	0	0	2	1	0	3	0	15	15	3	2	15	20
Respirology - Pediatric	0	1	1	1	0	0	1	0	6	6	5	0	7	12
Rheumatology - Pediatric	0	0	0	0	1	0	1	0	3	3	6	1	3	10
<b>Pediatrics Total</b>	<b>0</b>	<b>16</b>	<b>16</b>	<b>39</b>	<b>26</b>	<b>3</b>	<b>68</b>	<b>0</b>	<b>143</b>	<b>143</b>	<b>180</b>	<b>31</b>	<b>162</b>	<b>373</b>
General Surgery	0	4	4	12	0	2	14	0	4	4	64	8	10	82
Cardiac Surgery	0	3	3	2	3	2	7	0	17	17	6	3	22	31
Colorectal Surgery	0	0	0	0	0	1	1	0	0	0	4	0	1	5
General Surgical Oncology	0	0	0	4	0	0	4	0	4	4	9	0	4	13
Gynecological Oncology	0	0	0	1	0	0	1	0	1	1	4	0	1	5
Gyn Reprod Endocrinology & Infertility	0	0	0	0	0	0	0	0	0	0	3	0	0	3
Maternal Fetal Medicine	0	0	0	2	1	0	3	0	10	10	6	1	10	17
Neurosurgery	0	2	2	2	0	1	3	0	20	20	21	3	23	47
Obstetrics & Gynecology	0	2	2	10	4	0	14	0	11	11	73	6	13	92
Ophthalmology	1	6	7	10	7	1	18	0	23	23	31	12	30	73
Orthopedic Surgery	0	4	4	25	4	2	31	0	31	31	66	4	37	107
Otolaryngology - Head & Neck Surgery	0	1	1	3	2	6	11	0	10	10	25	3	17	45
Pediatric General Surgery	0	0	0	1	0	0	1	0	2	2	1	0	4	5
Plastic Surgery	0	3	3	7	3	1	11	0	7	7	26	3	11	40
Thoracic Surgery	0	0	0	1	1	0	2	0	15	15	5	1	15	21
Urology	0	0	0	7	1	1	9	0	18	18	30	1	19	50
Vascular Surgery	0	5	5	0	1	0	1	0	3	3	10	1	8	19
<b>Surgery Total</b>	<b>1</b>	<b>30</b>	<b>31</b>	<b>87</b>	<b>27</b>	<b>17</b>	<b>131</b>	<b>0</b>	<b>176</b>	<b>176</b>	<b>384</b>	<b>46</b>	<b>225</b>	<b>655</b>
Anatomical Pathology	0	0	0	9	4	0	13	0	8	8	31	9	8	48
Forensic Pathology	0	0	0	0	0	0	0	0	3	3	1	0	3	4
Hematological Pathology	0	1	1	1	0	0	1	0	2	2	2	1	3	6
Medical Microbiology	0	0	0	0	0	0	0	0	1	1	2	1	1	4
Neuropathology	0	0	0	0	0	0	0	0	0	0	3	0	0	3
<b>Laboratory Medicine Total</b>	<b>0</b>	<b>1</b>	<b>1</b>	<b>10</b>	<b>4</b>	<b>0</b>	<b>14</b>	<b>0</b>	<b>14</b>	<b>14</b>	<b>39</b>	<b>11</b>	<b>15</b>	<b>65</b>
Areas of Focused Competence	0	0	0	8	0	0	8	0	3	3	8	0	3	11
Clinician Investigator	0	0	0	5	1	0	6	0	0	0	79	3	0	82
Palliative Medicine	0	0	0	0	0	0	0	0	0	0	2	0	0	2
<b>Special Program Total</b>	<b>0</b>	<b>0</b>	<b>0</b>	<b>13</b>	<b>1</b>	<b>0</b>	<b>14</b>	<b>0</b>	<b>3</b>	<b>3</b>	<b>89</b>	<b>3</b>	<b>3</b>	<b>95</b>
<b>Grand Total</b>	<b>4</b>	<b>103</b>	<b>107</b>	<b>346</b>	<b>129</b>	<b>24</b>	<b>499</b>	<b>0</b>	<b>731</b>	<b>731</b>	<b>2065</b>	<b>220</b>	<b>860</b>	<b>3145</b>

[1] CDN = Canadian Citizen  
 [2] PR = Permanent Resident/Landed Immigrant  
 [3] VISA = Employment Visa

SOURCE: Ontario Postgraduate Registry, November 2018  
 Ontario Physician Human Resources Data Centre  
 Prepared December 2018

Note: Re-entry, Repatriation and International Medical Graduate (IMG) trainees are included in these tables - see Part 3 for details

**Table 1.86 Postgraduate Medical Trainees at Western University by Program, Pool, Legal Status and Source of Funding**

<b>Western</b>	<b>POOL A</b>						<b>POOL B</b>					
	<b>CDN</b>		<b>PR</b>		<b>VISA</b>		<b>TOTAL</b>	<b>CDN</b>		<b>PR</b>		<b>TOTAL</b>
	<b>CEB</b>	<b>Not CEB</b>	<b>CEB</b>	<b>Not CEB</b>	<b>CEB</b>	<b>Not CEB</b>		<b>CEB</b>	<b>Not CEB</b>	<b>CEB</b>	<b>Not CEB</b>	
Family Medicine	125	1	1	0	0	0	127	29	0	12	0	41
F.M./ Emergency Medicine	9	1	0	0	0	0	10	1	0	0	0	1
<b>Family Medicine Total</b>	<b>134</b>	<b>2</b>	<b>1</b>	<b>0</b>	<b>0</b>	<b>0</b>	<b>137</b>	<b>30</b>	<b>0</b>	<b>12</b>	<b>0</b>	<b>42</b>
Anesthesiology	29	1	0	0	0	0	30	4	0	1	0	5
Clinical Pharmacology & Toxicology	0	0	0	0	0	0	0	0	0	0	0	0
Critical Care Medicine	8	0	0	0	0	0	8	0	0	0	0	0
Diagnostic Radiology	19	0	0	0	0	0	19	0	0	1	0	1
Emergency Medicine	22	0	0	0	0	0	22	0	0	0	0	0
Neuroradiology	0	0	0	0	0	0	0	0	0	0	0	0
Nuclear Medicine	1	0	0	0	0	0	1	1	0	1	0	2
Pain Medicine	1	0	0	0	0	0	1	1	0	0	0	1
Physical Medicine & Rehab.	6	0	0	0	0	0	6	0	0	0	0	0
Psychiatry	22	0	0	0	0	0	22	17	0	1	0	18
Psychiatry - Child & Adolescent	4	0	0	0	0	0	4	2	0	0	0	2
Psychiatry - Geriatric	1	0	0	0	0	0	1	1	0	0	0	1
Radiation Oncology	10	0	0	0	0	0	10	0	0	0	0	0
<b>Other Specialty Total</b>	<b>123</b>	<b>1</b>	<b>0</b>	<b>0</b>	<b>0</b>	<b>0</b>	<b>124</b>	<b>26</b>	<b>0</b>	<b>4</b>	<b>0</b>	<b>30</b>
Internal Medicine	81	0	1	0	0	0	82	24	0	2	0	26
Cardiology	7	0	0	0	0	0	7	1	0	1	0	2
Clinical Immunology & Allergy	4	0	0	0	0	0	4	1	0	0	0	1
Endocrinology & Metabolism	5	0	1	0	0	0	6	1	0	0	0	1
Gastroenterology	2	0	0	0	0	0	2	2	0	0	0	2
General Internal Medicine	9	0	0	0	0	0	9	1	0	0	0	1
Geriatric Medicine	3	0	0	0	0	0	3	1	0	0	0	1
Hematology	4	0	0	0	0	0	4	1	0	0	0	1
Infectious Diseases	0	0	0	0	0	0	0	0	0	0	0	0
Medical Oncology	1	0	0	0	0	0	1	3	0	0	0	3
Nephrology	8	0	0	0	0	0	8	1	0	0	0	1
Neurology	14	0	0	0	0	0	14	5	0	1	0	6
Respirology	4	0	0	0	0	0	4	2	0	0	0	2
Rheumatology	5	0	0	0	0	0	5	1	0	0	0	1
<b>Internal Medicine Total</b>	<b>147</b>	<b>0</b>	<b>2</b>	<b>0</b>	<b>0</b>	<b>0</b>	<b>149</b>	<b>44</b>	<b>0</b>	<b>4</b>	<b>0</b>	<b>48</b>
Pediatrics	27	0	0	0	0	0	27	6	0	2	0	8
Critical Care Medicine - Pediatric	0	0	0	0	0	0	0	1	0	0	0	1
Emergency Medicine - Pediatric	2	0	0	0	0	0	2	1	0	0	0	1
Neonatal-Perinatal Medicine	0	0	0	0	0	0	0	0	0	0	0	0
<b>Pediatrics Total</b>	<b>29</b>	<b>0</b>	<b>0</b>	<b>0</b>	<b>0</b>	<b>0</b>	<b>29</b>	<b>8</b>	<b>0</b>	<b>2</b>	<b>0</b>	<b>10</b>
General Surgery	22	1	0	0	0	0	23	0	0	0	0	0
Cardiac Surgery	3	0	0	0	0	0	3	0	0	0	0	0
Gyn Reprod Endocrinology & Infertility	2	0	0	0	0	0	2	0	0	0	0	0
Maternal Fetal Medicine	2	0	0	0	0	0	2	1	0	0	0	1
Neurosurgery	12	0	0	0	0	0	12	0	0	0	0	0
Obstetrics & Gynecology	28	0	1	0	0	0	29	0	0	0	0	0
Ophthalmology	10	0	0	0	0	0	10	0	0	0	0	0
Orthopedic Surgery	18	0	0	0	0	0	18	6	0	0	0	6
Otolaryngology - Head & Neck Surgery	15	1	0	0	0	0	16	0	0	0	0	0
Plastic Surgery	10	0	0	0	0	0	10	0	0	0	0	0
Thoracic Surgery	2	0	0	0	0	0	2	0	0	0	0	0
Urology	12	0	0	0	0	0	12	0	0	0	0	0
Vascular Surgery	5	0	0	0	0	0	5	0	0	0	0	0
<b>Surgery Total</b>	<b>141</b>	<b>2</b>	<b>1</b>	<b>0</b>	<b>0</b>	<b>0</b>	<b>144</b>	<b>7</b>	<b>0</b>	<b>0</b>	<b>0</b>	<b>7</b>
Anatomical Pathology	8	0	0	0	0	0	8	1	0	0	0	1
Neuropathology	1	0	0	0	0	0	1	0	0	0	0	0
<b>Laboratory Medicine Total</b>	<b>9</b>	<b>0</b>	<b>0</b>	<b>0</b>	<b>0</b>	<b>0</b>	<b>9</b>	<b>1</b>	<b>0</b>	<b>0</b>	<b>0</b>	<b>1</b>
Areas of Focused Competence	0	0	0	0	0	0	0	0	0	0	0	0
Clinician Investigator	5	0	0	0	0	0	5	0	0	0	0	0
<b>Special Program Total</b>	<b>5</b>	<b>0</b>	<b>0</b>	<b>0</b>	<b>0</b>	<b>0</b>	<b>5</b>	<b>0</b>	<b>0</b>	<b>0</b>	<b>0</b>	<b>0</b>
<b>Grand Total</b>	<b>588</b>	<b>5</b>	<b>4</b>	<b>0</b>	<b>0</b>	<b>0</b>	<b>597</b>	<b>116</b>	<b>0</b>	<b>22</b>	<b>0</b>	<b>138</b>

SOURCE: Ontario Postgraduate Registry, November 2011  
 Ontario Physician Human Resources Data Centre  
 Prepared December 2011

Note: Re-entry, Repatriation and International Medical Graduate (IMG) trainees are included in these tables - see Part 3 for details

**Table 1.86 Postgraduate Medical Trainees at Western University by Program, Pool, Legal Status and Source of Funding**

Western	POOL C			POOL D				POOL E		TOTALS			GRAND TOTAL
	PR	VISA	TOTAL	CDN	PR	VISA	TOTAL	VISA	TOTAL	CDN	PR	VISA	
	Not CEB	Not CEB		Not CEB	Not CEB	Not CEB		Not CEB					
Family Medicine	0	0	0	0	0	0	0	0	0	155	13	0	168
F.M./ Emergency Medicine	0	0	0	0	0	0	0	0	0	11	0	0	11
<b>Family Medicine Total</b>	<b>0</b>	<b>0</b>	<b>0</b>	<b>0</b>	<b>0</b>	<b>0</b>	<b>0</b>	<b>0</b>	<b>0</b>	<b>166</b>	<b>13</b>	<b>0</b>	<b>179</b>
Anesthesiology	0	1	1	4	5	0	9	13	13	38	6	14	58
Clinical Pharmacology & Toxicology	1	0	1	0	0	0	0	0	0	0	1	0	1
Critical Care Medicine	0	1	1	0	1	0	1	3	3	8	1	4	13
Diagnostic Radiology	0	0	0	3	0	0	3	2	2	22	1	2	25
Emergency Medicine	0	0	0	0	0	0	0	0	0	22	0	0	22
Neuroradiology	0	0	0	0	1	0	1	1	1	0	1	1	2
Nuclear Medicine	0	2	2	0	2	0	2	5	5	2	3	7	12
Pain Medicine	0	0	0	0	0	0	0	0	0	2	0	0	2
Physical Medicine & Rehab.	0	1	1	0	0	0	0	0	0	6	0	1	7
Psychiatry	0	1	1	0	0	0	0	0	0	39	1	1	41
Psychiatry - Child & Adolescent	0	0	0	0	0	0	0	0	0	6	0	0	6
Psychiatry - Geriatric	0	0	0	0	0	0	0	1	1	2	0	1	3
Radiation Oncology	0	0	0	0	0	0	0	1	1	10	0	1	11
<b>Other Specialty Total</b>	<b>1</b>	<b>6</b>	<b>7</b>	<b>7</b>	<b>9</b>	<b>0</b>	<b>16</b>	<b>26</b>	<b>26</b>	<b>157</b>	<b>14</b>	<b>32</b>	<b>203</b>
Internal Medicine	0	15	15	0	0	0	0	0	0	105	3	15	123
Cardiology	0	0	0	0	4	0	4	6	6	8	5	6	19
Clinical Immunology & Allergy	0	0	0	0	0	0	0	0	0	5	0	0	5
Endocrinology & Metabolism	0	0	0	0	0	0	0	1	1	6	1	1	8
Gastroenterology	0	4	4	1	2	0	3	5	5	5	2	9	16
General Internal Medicine	0	0	0	0	0	0	0	0	0	10	0	0	10
Geriatric Medicine	0	0	0	0	0	0	0	0	0	4	0	0	4
Hematology	0	0	0	0	1	0	1	0	0	5	1	0	6
Infectious Diseases	0	0	0	0	0	0	0	1	1	0	0	1	1
Medical Oncology	0	0	0	1	0	0	1	0	0	5	0	0	5
Nephrology	0	1	1	2	1	0	3	5	5	11	1	6	18
Neurology	0	0	0	0	2	0	2	12	12	19	3	12	34
Respirology	0	0	0	1	1	0	2	2	2	7	1	2	10
Rheumatology	0	0	0	0	0	0	0	1	1	6	0	1	7
<b>Internal Medicine Total</b>	<b>0</b>	<b>20</b>	<b>20</b>	<b>5</b>	<b>11</b>	<b>0</b>	<b>16</b>	<b>33</b>	<b>33</b>	<b>196</b>	<b>17</b>	<b>53</b>	<b>266</b>
Pediatrics	0	0	0	0	1	0	1	2	2	33	3	2	38
Critical Care Medicine - Pediatric	0	0	0	0	0	0	0	1	1	1	0	1	2
Emergency Medicine - Pediatric	0	1	1	1	0	0	1	0	0	4	0	1	5
Neonatal-Perinatal Medicine	0	0	0	0	1	0	1	8	8	0	1	8	9
<b>Pediatrics Total</b>	<b>0</b>	<b>1</b>	<b>1</b>	<b>1</b>	<b>2</b>	<b>0</b>	<b>3</b>	<b>11</b>	<b>11</b>	<b>38</b>	<b>4</b>	<b>12</b>	<b>54</b>
General Surgery	0	1	1	4	2	0	6	3	3	27	2	4	33
Cardiac Surgery	0	4	4	0	1	0	1	3	3	3	1	7	11
Gyn Reprod Endocrinology & Infertility	0	0	0	0	0	0	0	1	1	2	0	1	3
Maternal Fetal Medicine	0	0	0	0	0	0	0	0	0	3	0	0	3
Neurosurgery	0	0	0	0	1	0	1	4	4	12	1	4	17
Obstetrics & Gynecology	0	0	0	1	1	0	2	0	0	29	2	0	31
Ophthalmology	0	0	0	0	0	0	0	0	0	10	0	0	10
Orthopedic Surgery	0	0	0	11	0	2	13	12	12	35	0	14	49
Otolaryngology - Head & Neck Surgery	0	0	0	0	0	0	0	2	2	16	0	2	18
Plastic Surgery	0	0	0	0	0	0	0	0	0	10	0	0	10
Thoracic Surgery	0	0	0	0	0	0	0	2	2	2	0	2	4
Urology	0	0	0	4	0	0	4	1	1	16	0	1	17
Vascular Surgery	0	0	0	0	0	0	0	0	0	5	0	0	5
<b>Surgery Total</b>	<b>0</b>	<b>5</b>	<b>5</b>	<b>20</b>	<b>5</b>	<b>2</b>	<b>27</b>	<b>28</b>	<b>28</b>	<b>170</b>	<b>6</b>	<b>35</b>	<b>211</b>
Anatomical Pathology	0	1	1	2	0	0	2	0	0	11	0	1	12
Neuropathology	0	1	1	1	0	0	1	1	1	2	0	2	4
<b>Laboratory Medicine Total</b>	<b>0</b>	<b>2</b>	<b>2</b>	<b>3</b>	<b>0</b>	<b>0</b>	<b>3</b>	<b>1</b>	<b>1</b>	<b>13</b>	<b>0</b>	<b>3</b>	<b>16</b>
Areas of Focused Competence	0	0	0	2	0	0	2	0	0	2	0	0	2
Clinician Investigator	0	0	0	0	0	0	0	0	0	5	0	0	5
<b>Special Program Total</b>	<b>0</b>	<b>0</b>	<b>0</b>	<b>2</b>	<b>0</b>	<b>0</b>	<b>2</b>	<b>0</b>	<b>0</b>	<b>7</b>	<b>0</b>	<b>0</b>	<b>7</b>
<b>Grand Total</b>	<b>1</b>	<b>34</b>	<b>35</b>	<b>38</b>	<b>27</b>	<b>2</b>	<b>67</b>	<b>99</b>	<b>99</b>	<b>747</b>	<b>54</b>	<b>135</b>	<b>936</b>

SOURCE: Ontario Postgraduate Registry, November 2018  
 Ontario Physician Human Resources Data Centre  
 Prepared December 2018

Note: Re-entry, Repatriation and International Medical Graduate (IMG) trainees are included in these tables - see Part 3 for details

**Table 1.90 Postgraduate Medical Trainees in ONTARIO by Program, Pool, Source of Medical Degree and Source of Funding**

ONTARIO	POOL A									POOL B			
	ONTARIO			OTHER CANADA			OTHER*			TOTAL	OTHER		TOTAL
	CEB	Not CEB	TOTAL	CEB	Not CEB	TOTAL	CEB	Not CEB	TOTAL		CEB	Not CEB	TOTAL
Family Medicine	743	10	753	204	14	218	16	0	16	987	184	0	184
F.M./ Emergency Medicine	33	2	35	6	0	6	0	0	0	41	3	0	3
<b>Family Medicine Total</b>	<b>776</b>	<b>12</b>	<b>788</b>	<b>210</b>	<b>14</b>	<b>224</b>	<b>16</b>	<b>0</b>	<b>16</b>	<b>1028</b>	<b>187</b>	<b>0</b>	<b>187</b>
Anesthesiology	145	3	148	45	3	48	3	0	3	199	39	0	39
Clinical Pharmacology & Toxicology	1	0	1	1	0	1	0	0	0	2	1	0	1
Critical Care Medicine	21	0	21	11	2	13	2	0	2	36	2	0	2
Diagnostic Radiology	85	0	85	30	0	30	3	0	3	118	33	1	34
Emergency Medicine	113	0	113	28	0	28	1	0	1	142	31	0	31
Medical Genetics	6	0	6	3	0	3	0	0	0	9	5	1	6
Neuroradiology	2	0	2	2	0	2	0	0	0	4	0	0	0
Nuclear Medicine	3	0	3	0	0	0	0	0	0	3	2	0	2
Pain Medicine	0	0	0	1	0	1	0	0	0	1	3	0	3
Physical Medicine & Rehab.	39	1	40	8	0	8	1	0	1	49	9	0	9
Psychiatry	213	2	215	72	0	72	2	0	2	289	78	0	78
Psychiatry - Child & Adolescent	9	2	11	4	0	4	0	0	0	15	6	0	6
Psychiatry - Forensic	1	0	1	1	0	1	0	0	0	2	1	0	1
Psychiatry - Geriatric	3	1	4	2	0	2	0	0	0	6	2	0	2
Public Health & Preventive Medicine	23	0	23	11	0	11	0	0	0	34	7	0	7
Radiation Oncology	35	0	35	10	0	10	3	0	3	48	4	0	4
<b>Other Specialty Total</b>	<b>699</b>	<b>9</b>	<b>708</b>	<b>229</b>	<b>5</b>	<b>234</b>	<b>15</b>	<b>0</b>	<b>15</b>	<b>957</b>	<b>223</b>	<b>2</b>	<b>225</b>
Internal Medicine	378	4	382	85	1	86	5	0	5	473	110	1	111
Cardiology	30	0	30	11	0	11	2	0	2	43	14	0	14
Clinical Immunology & Allergy	6	0	6	5	0	5	0	0	0	11	1	0	1
Dermatology	32	0	32	10	1	11	1	0	1	44	5	0	5
Endocrinology & Metabolism	13	0	13	5	0	5	0	0	0	18	2	0	2
Gastroenterology	8	0	8	9	0	9	1	0	1	18	9	0	9
General Internal Medicine	29	0	29	10	0	10	0	0	0	39	6	0	6
Geriatric Medicine	11	0	11	4	0	4	1	0	1	16	7	0	7
Hematology	21	0	21	3	0	3	0	0	0	24	4	0	4
Infectious Diseases	8	1	9	3	0	3	0	0	0	12	0	0	0
Medical Oncology	13	0	13	5	0	5	0	0	0	18	6	0	6
Nephrology	12	0	12	7	0	7	0	0	0	19	3	0	3
Neurology	41	0	41	27	0	27	1	0	1	69	31	0	31
Occupational Medicine	1	0	1	0	0	0	0	0	0	1	1	0	1
Respirology	16	0	16	7	0	7	0	0	0	23	3	1	4
Rheumatology	15	1	16	4	0	4	0	0	0	20	8	0	8
<b>Internal Medicine Total</b>	<b>634</b>	<b>6</b>	<b>640</b>	<b>195</b>	<b>2</b>	<b>197</b>	<b>11</b>	<b>0</b>	<b>11</b>	<b>848</b>	<b>210</b>	<b>2</b>	<b>212</b>
Pediatrics	120	2	122	51	0	51	0	0	0	173	54	1	55
Adolescent Medicine	1	1	2	3	0	3	0	0	0	5	0	0	0
Cardiology - Pediatric	1	1	2	0	1	1	0	0	0	3	2	0	2
Clinical Immunology & Allergy - Pediatric	4	0	4	1	0	1	0	0	0	5	4	0	4
Critical Care Medicine - Pediatric	1	0	1	4	0	4	0	0	0	5	5	0	5
Developmental Pediatrics	1	1	2	1	1	2	0	0	0	4	1	0	1
Emergency Medicine - Pediatric	4	2	6	6	1	7	0	0	0	13	4	0	4
Endocrinology & Metabolism - Pediatric	4	0	4	0	1	1	1	0	1	6	1	0	1
Gastroenterology - Pediatric	1	1	2	0	0	0	0	0	0	2	1	0	1
Hematology / Oncology - Pediatric	2	1	3	4	1	5	0	0	0	8	3	0	3
Infectious Diseases - Pediatric	2	0	2	2	0	2	0	0	0	4	0	0	0
Neonatal-Perinatal Medicine	2	0	2	0	2	2	0	0	0	4	3	0	3
Nephrology - Pediatric	3	0	3	0	1	1	0	0	0	4	1	0	1
Neurology - Pediatric	11	0	11	4	0	4	0	0	0	15	7	0	7
Radiology - Pediatric	0	0	0	0	0	0	0	0	0	0	2	0	2
Respirology - Pediatric	2	0	2	0	0	0	0	0	0	2	1	1	2
Rheumatology - Pediatric	3	0	3	2	0	2	0	0	0	5	0	1	1
<b>Pediatrics Total</b>	<b>162</b>	<b>9</b>	<b>171</b>	<b>78</b>	<b>8</b>	<b>86</b>	<b>1</b>	<b>0</b>	<b>1</b>	<b>258</b>	<b>89</b>	<b>3</b>	<b>92</b>
General Surgery	99	0	99	53	1	54	1	0	1	154	22	0	22
Cardiac Surgery	10	0	10	5	0	5	0	0	0	15	3	0	3
Colorectal Surgery	3	0	3	3	0	3	0	0	0	6	0	0	0
General Surgical Oncology	3	0	3	3	0	3	1	0	1	7	0	0	0
Gynecologic Oncology	1	0	1	2	0	2	0	0	0	3	2	1	3
Gyn Reprod Endocrinology & Infertility	3	0	3	6	1	7	0	0	0	10	0	0	0
Maternal Fetal Medicine	4	0	4	6	0	6	0	0	0	10	1	0	1
Neurosurgery	28	2	30	11	0	11	1	0	1	42	6	1	7
Obstetrics & Gynecology	115	0	115	41	0	41	1	0	1	157	23	1	24
Ophthalmology	48	0	48	14	0	14	0	0	0	62	9	0	9
Orthopedic Surgery	69	1	70	27	1	28	6	0	6	104	31	0	31
Otolaryngology - Head & Neck Surgery	37	0	37	19	1	20	0	0	0	57	2	0	2
Pediatric General Surgery	1	0	1	1	0	1	2	0	2	4	0	0	0
Plastic Surgery	43	0	43	9	0	9	0	0	0	52	2	0	2
Thoracic Surgery	3	0	3	7	0	7	1	0	1	11	0	0	0
Urology	47	0	47	18	0	18	0	0	0	65	9	0	9
Vascular Surgery	20	0	20	7	2	9	0	0	0	29	1	0	1
<b>Surgery Total</b>	<b>534</b>	<b>3</b>	<b>537</b>	<b>232</b>	<b>6</b>	<b>238</b>	<b>13</b>	<b>0</b>	<b>13</b>	<b>788</b>	<b>111</b>	<b>3</b>	<b>114</b>
General Pathology	0	0	0	1	0	1	0	0	0	1	9	0	9
Anatomical Pathology	33	0	33	10	0	10	1	0	1	44	26	0	26
Forensic Pathology	0	0	0	1	0	1	0	0	0	1	1	0	1
Hematological Pathology	0	0	0	0	0	0	0	0	0	0	3	0	3
Medical Biochemistry	0	0	0	1	0	1	0	0	0	1	1	0	1
Medical Microbiology	1	0	1	2	0	2	0	0	0	3	6	0	6
Neuropathology	2	0	2	2	0	2	0	0	0	4	0	0	0
<b>Laboratory Medicine Total</b>	<b>36</b>	<b>0</b>	<b>36</b>	<b>17</b>	<b>0</b>	<b>17</b>	<b>1</b>	<b>0</b>	<b>1</b>	<b>54</b>	<b>46</b>	<b>0</b>	<b>46</b>
Areas of Focused Competence	0	0	0	0	0	0	0	0	0	0	0	0	0
Clinician Investigator	28	40	68	13	11	24	2	2	4	96	5	4	9
Palliative Medicine	6	1	7	0	0	0	0	0	0	7	2	0	2
<b>Special Program Total</b>	<b>34</b>	<b>41</b>	<b>75</b>	<b>13</b>	<b>11</b>	<b>24</b>	<b>2</b>	<b>2</b>	<b>4</b>	<b>103</b>	<b>7</b>	<b>4</b>	<b>11</b>
<b>Grand Total</b>	<b>2875</b>	<b>80</b>	<b>2955</b>	<b>974</b>	<b>46</b>	<b>1020</b>	<b>59</b>	<b>2</b>	<b>61</b>	<b>4036</b>	<b>873</b>	<b>14</b>	<b>887</b>

SOURCE: Ontario Postgraduate Registry, November 2018  
 Ontario Physician Human Resources Data Centre  
 Prepared December 2018

\*OTHER Medical Degree in Pool A refers to LCME accredited U.S. schools. OTHER Medical Degree in remaining pools includes non-LCME accredited / international schools.  
 Note: Re-entry, Repatriation and International Medical Graduate (IMG) trainees are included in these tables - see Part 3 for details

**Table 1.90 Postgraduate Medical Trainees in ONTARIO by Program, Pool, Source of Medical Degree and Source of Funding**

ONTARIO	POOL C				POOL D				POOL E			TOTALS			GRAND TOTAL	
	ONTARIO	OTHER CANADA	OTHER	TOTAL	ONTARIO	OTHER CANADA	OTHER	TOTAL	OTHER CANADA	OTHER	TOTAL	ONTARIO	OTHER CANADA	OTHER		TOTAL
	Not CEB	Not CEB	Not CEB		Not CEB	Not CEB	Not CEB		Not CEB	Not CEB						
	0	0	0	0	0	0	0	0	0	0	0	0	0	0		0
Family Medicine	0	0	6	6	10	0	1	11	0	1	1	763	218	208	1189	
F.M./ Emergency Medicine	0	0	0	0	0	0	0	0	0	0	0	35	6	3	44	
<b>Family Medicine Total</b>	<b>0</b>	<b>0</b>	<b>6</b>	<b>6</b>	<b>10</b>	<b>0</b>	<b>1</b>	<b>11</b>	<b>0</b>	<b>1</b>	<b>1</b>	<b>798</b>	<b>224</b>	<b>211</b>	<b>1233</b>	
Anesthesiology	0	0	11	11	14	18	27	59	0	86	86	162	66	166	394	
Clinical Pharmacology & Toxicology	0	0	2	2	0	0	1	1	0	0	0	1	1	4	6	
Critical Care Medicine	0	0	3	3	1	1	12	14	0	48	48	22	14	67	103	
Diagnostic Radiology	0	0	6	6	14	12	20	46	0	52	52	99	42	115	256	
Emergency Medicine	0	0	6	6	0	4	2	6	0	4	4	113	32	44	189	
Medical Genetics	0	0	1	1	0	2	2	4	0	5	5	6	5	14	25	
Neuroradiology	0	0	2	2	0	1	3	4	0	13	13	2	3	18	23	
Nuclear Medicine	0	0	2	2	0	0	2	2	0	8	8	3	0	14	17	
Pain Medicine	0	0	0	0	0	0	0	0	0	0	0	0	1	3	4	
Physical Medicine & Rehab.	0	0	1	1	3	1	1	5	0	4	4	43	9	16	68	
Psychiatry	0	0	6	6	2	5	13	20	0	28	28	217	77	127	421	
Psychiatry - Child & Adolescent	0	0	0	0	0	0	0	0	0	3	3	11	4	9	24	
Psychiatry - Forensic	0	0	0	0	0	0	0	0	0	2	2	1	1	3	5	
Psychiatry - Geriatric	0	0	0	0	1	0	0	1	0	1	1	5	2	3	10	
Public Health & Preventive Medicine	0	0	0	0	0	0	0	0	0	1	1	23	11	8	42	
Radiation Oncology	0	0	10	10	5	1	6	12	0	23	23	40	11	46	97	
<b>Other Specialty Total</b>	<b>0</b>	<b>0</b>	<b>50</b>	<b>50</b>	<b>40</b>	<b>45</b>	<b>89</b>	<b>174</b>	<b>0</b>	<b>278</b>	<b>278</b>	<b>748</b>	<b>279</b>	<b>657</b>	<b>1684</b>	
Internal Medicine	0	0	60	60	1	0	0	1	0	0	0	383	86	176	645	
Cardiology	0	0	12	12	10	10	25	45	0	54	54	40	21	107	168	
Clinical Immunology & Allergy	0	0	0	0	0	0	1	1	0	0	0	6	5	2	13	
Dermatology	0	0	0	0	1	2	4	7	0	8	8	33	13	18	64	
Endocrinology & Metabolism	0	0	2	2	0	2	3	5	0	6	6	13	7	13	33	
Gastroenterology	0	0	8	8	2	1	9	12	0	37	37	10	10	64	84	
General Internal Medicine	0	0	1	1	3	0	11	14	0	2	2	32	10	20	62	
Geriatric Medicine	0	0	0	0	0	0	0	0	0	1	1	11	4	9	24	
Hematology	0	0	3	3	6	8	9	23	0	39	39	27	11	55	93	
Infectious Diseases	0	0	0	0	2	3	2	7	0	8	8	11	6	10	27	
Medical Oncology	0	0	4	4	12	8	7	27	0	41	41	25	13	58	96	
Nephrology	0	0	3	3	4	3	8	15	0	48	48	16	10	62	88	
Neurology	0	0	0	0	3	6	12	21	0	43	43	44	33	87	164	
Occupational Medicine	0	0	0	0	0	0	0	0	0	1	1	0	0	2	3	
Respirology	0	0	4	4	5	4	8	17	0	19	19	21	11	35	67	
Rheumatology	0	0	3	3	3	1	1	5	0	16	16	19	5	28	52	
<b>Internal Medicine Total</b>	<b>0</b>	<b>0</b>	<b>100</b>	<b>100</b>	<b>52</b>	<b>48</b>	<b>100</b>	<b>200</b>	<b>0</b>	<b>323</b>	<b>323</b>	<b>692</b>	<b>245</b>	<b>746</b>	<b>1683</b>	
Pediatrics	0	0	16	16	1	8	4	13	0	19	19	123	59	94	276	
Adolescent Medicine	0	0	0	0	0	0	0	0	0	1	1	2	3	1	6	
Cardiology - Pediatric	0	0	0	0	2	0	4	6	0	13	13	4	1	19	24	
Clinical Immunology & Allergy - Pediatric	0	0	0	0	0	0	0	0	0	1	1	4	1	5	10	
Critical Care Medicine - Pediatric	0	0	0	0	1	3	6	10	0	17	17	2	7	28	37	
Developmental Pediatrics	0	0	0	0	0	0	1	1	0	1	1	2	2	3	7	
Emergency Medicine - Pediatric	0	0	1	1	1	1	3	5	0	7	7	7	8	15	30	
Endocrinology & Metabolism - Pediatric	0	0	1	1	1	0	1	2	0	4	4	5	1	8	14	
Gastroenterology - Pediatric	0	0	0	0	0	1	2	3	0	11	11	2	1	14	17	
Hematology / Oncology - Pediatric	0	0	3	3	3	1	7	11	0	28	28	6	6	41	53	
Infectious Diseases - Pediatric	0	0	1	1	0	3	0	3	0	2	2	2	5	3	10	
Neonatal-Perinatal Medicine	0	0	1	1	2	2	20	24	0	48	48	4	4	72	80	
Nephrology - Pediatric	0	0	0	0	0	0	1	1	0	7	7	3	1	9	13	
Neurology - Pediatric	0	0	4	4	1	2	4	7	0	13	13	12	6	28	46	
Radiology - Pediatric	0	0	0	0	0	0	4	4	0	19	19	0	0	25	25	
Respirology - Pediatric	0	0	1	1	0	1	0	1	0	6	6	2	1	9	12	
Rheumatology - Pediatric	0	0	0	0	0	0	1	1	0	3	3	3	2	5	10	
<b>Pediatrics Total</b>	<b>0</b>	<b>0</b>	<b>28</b>	<b>28</b>	<b>12</b>	<b>22</b>	<b>58</b>	<b>92</b>	<b>0</b>	<b>200</b>	<b>200</b>	<b>183</b>	<b>108</b>	<b>379</b>	<b>670</b>	
General Surgery	0	0	9	9	7	9	12	28	0	14	14	106	63	58	227	
Cardiac Surgery	0	0	10	10	2	0	6	8	0	23	23	12	5	42	59	
Colorectal Surgery	0	0	0	0	0	0	1	1	0	0	0	3	3	1	7	
General Surgical Oncology	0	0	0	0	1	2	1	4	0	4	4	4	5	6	15	
Gynecologic Oncology	0	0	0	0	1	0	0	1	0	2	2	2	2	5	9	
Gyn Reprod Endocrinology & Infertility	0	0	0	0	0	0	0	0	0	1	1	3	7	1	11	
Maternal Fetal Medicine	0	0	0	0	0	0	4	4	0	14	14	4	6	19	29	
Neurosurgery	1	0	12	13	1	2	3	6	0	30	30	32	13	53	98	
Obstetrics & Gynecology	0	0	3	3	8	9	7	24	0	12	12	123	50	47	220	
Ophthalmology	0	0	8	8	7	3	10	20	0	32	32	55	17	59	131	
Orthopedic Surgery	0	0	14	14	21	23	16	60	0	59	59	91	51	126	268	
Otolaryngology - Head & Neck Surgery	0	0	2	2	1	1	10	12	0	15	15	38	21	29	88	
Pediatric General Surgery	0	0	0	0	0	1	1	2	0	3	3	1	2	6	9	
Plastic Surgery	0	0	4	4	3	4	4	11	0	7	7	46	13	17	76	
Thoracic Surgery	0	0	1	1	0	0	2	2	0	18	18	3	7	22	32	
Urology	0	0	1	1	4	6	7	17	0	23	23	51	24	40	115	
Vascular Surgery	0	0	6	6	0	0	1	1	0	3	3	20	9	11	40	
<b>Surgery Total</b>	<b>1</b>	<b>0</b>	<b>70</b>	<b>71</b>	<b>56</b>	<b>60</b>	<b>85</b>	<b>201</b>	<b>0</b>	<b>260</b>	<b>260</b>	<b>584</b>	<b>298</b>	<b>542</b>	<b>1434</b>	
General Pathology	0	0	0	0	0	0	0	0	0	0	0	0	1	9	10	
Anatomical Pathology	0	0	3	3	4	2	9	15	0	8	8	37	12	47	96	
Forensic Pathology	0	0	0	0	0	0	0	0	0	3	3	0	1	4	5	
Hematological Pathology	0	0	1	1	0	0	1	1	0	2	2	0	0	7	7	
Medical Biochemistry	0	0	0	0	0	0	0	0	0	0	0	0	1	1	2	
Medical Microbiology	0	0	0	0	0	0	0	0	0	3	3	1	2	9	12	
Neuropathology	0	0	1	1	0	0	1	1	0	1	1	2	2	3	7	
<b>Laboratory Medicine Total</b>	<b>0</b>	<b>0</b>	<b>5</b>	<b>5</b>	<b>4</b>	<b>2</b>	<b>11</b>	<b>17</b>	<b>0</b>	<b>17</b>	<b>17</b>	<b>40</b>	<b>19</b>	<b>80</b>	<b>139</b>	
Areas of Focused Competence	0	0	0	0	10	5	1	16	0	17	17	10	5	18	33	
Clinician Investigator	0	0	0	0	4	2	2	8	0	0	0	72	26	15	113	
Palliative Medicine	0	0	0	0	0	0	0	0	0	0	0	7	0	2	9	
<b>Special Program Total</b>	<b>0</b>	<b>0</b>	<b>0</b>	<b>0</b>	<b>14</b>	<b>7</b>	<b>3</b>	<b>24</b>	<b>0</b>	<b>17</b>	<b>17</b>	<b>89</b>	<b>31</b>	<b>35</b>	<b>155</b>	
<b>Grand Total</b>	<b>1</b>	<b>0</b>	<b>259</b>	<b>260</b>	<b>188</b>	<b>184</b>	<b>347</b>	<b>719</b>	<b>0</b>	<b>1096</b>	<b>1096</b>	<b>3144</b>	<b>1204</b>	<b>2650</b>	<b>6998</b>	

SOURCE: Ontario Postgraduate Registry, November 2018  
Ontario Physician Human Resources Data Centre  
Prepared December 2018

Note: Re-entry, Repatriation and International Medical Graduate (IMG) trainees are included in these tables - see Part 3 for details

**Table 1.91 Postgraduate Medical Trainees at McMaster University by Program, Pool, Source of Medical Degree and Source of Funding**

<b>McMaster</b>	<b>POOL A</b>									<b>POOL B</b>			
	<b>ONTARIO</b>			<b>OTHER CANADA</b>			<b>OTHER*</b>			<b>TOTAL</b>	<b>OTHER</b>		<b>TOTAL</b>
	<b>CEB</b>	<b>Not CEB</b>	<b>TOTAL</b>	<b>CEB</b>	<b>Not CEB</b>	<b>TOTAL</b>	<b>CEB</b>	<b>Not CEB</b>	<b>TOTAL</b>		<b>CEB</b>	<b>Not CEB</b>	
Family Medicine	156	1	157	32	0	32	2	0	2	191	31	0	31
F.M./ Emergency Medicine	4	0	4	2	0	2	0	0	0	6	0	0	0
<b>Family Medicine Total</b>	<b>160</b>	<b>1</b>	<b>161</b>	<b>34</b>	<b>0</b>	<b>34</b>	<b>2</b>	<b>0</b>	<b>2</b>	<b>197</b>	<b>31</b>	<b>0</b>	<b>31</b>
Anesthesiology	22	0	22	5	1	6	0	0	0	28	6	0	6
Critical Care Medicine	4	0	4	2	0	2	0	0	0	6	0	0	0
Diagnostic Radiology	21	0	21	2	0	2	1	0	1	24	4	0	4
Emergency Medicine	22	0	22	5	0	5	0	0	0	27	5	0	5
Neuroradiology	0	0	0	1	0	1	0	0	0	1	0	0	0
Pain Medicine	0	0	0	0	0	0	0	0	0	0	2	0	2
Physical Medicine & Rehab.	11	0	11	1	0	1	0	0	0	12	5	0	5
Psychiatry	40	0	40	3	0	3	0	0	0	43	6	0	6
Psychiatry - Child & Adolescent	0	0	0	0	0	0	0	0	0	0	2	0	2
Psychiatry - Forensic	0	0	0	0	0	0	0	0	0	0	1	0	1
Public Health & Preventive Medicine	1	0	1	0	0	0	0	0	0	1	0	0	0
Radiation Oncology	7	0	7	1	0	1	1	0	1	9	0	0	0
<b>Other Specialty Total</b>	<b>128</b>	<b>0</b>	<b>128</b>	<b>20</b>	<b>1</b>	<b>21</b>	<b>2</b>	<b>0</b>	<b>2</b>	<b>151</b>	<b>31</b>	<b>0</b>	<b>31</b>
Internal Medicine	75	0	75	6	0	6	1	0	1	82	14	0	14
Cardiology	4	0	4	0	0	0	1	0	1	5	4	0	4
Clinical Immunology & Allergy	2	0	2	2	0	2	0	0	0	4	0	0	0
Dermatology	1	0	1	1	0	1	0	0	0	2	0	0	0
Endocrinology & Metabolism	3	0	3	0	0	0	0	0	0	3	0	0	0
Gastroenterology	2	0	2	1	0	1	1	0	1	4	1	0	1
General Internal Medicine	7	0	7	0	0	0	0	0	0	7	1	0	1
Geriatric Medicine	4	0	4	1	0	1	0	0	0	5	1	0	1
Hematology	5	0	5	0	0	0	0	0	0	5	0	0	0
Infectious Diseases	3	0	3	0	0	0	0	0	0	3	0	0	0
Medical Oncology	3	0	3	1	0	1	0	0	0	4	0	0	0
Nephrology	1	0	1	0	0	0	0	0	0	1	0	0	0
Neurology	3	0	3	4	0	4	0	0	0	7	6	0	6
Respirology	3	0	3	1	0	1	0	0	0	4	0	0	0
Rheumatology	3	0	3	1	0	1	0	0	0	4	1	0	1
<b>Internal Medicine Total</b>	<b>119</b>	<b>0</b>	<b>119</b>	<b>18</b>	<b>0</b>	<b>18</b>	<b>3</b>	<b>0</b>	<b>3</b>	<b>140</b>	<b>28</b>	<b>0</b>	<b>28</b>
Pediatrics	26	1	27	3	0	3	0	0	0	30	16	1	17
Clinical Immunology & Allergy - Pediatric	1	0	1	0	0	0	0	0	0	1	3	0	3
Critical Care Medicine - Pediatric	0	0	0	0	0	0	0	0	0	0	1	0	1
Developmental Pediatrics	0	0	0	0	0	0	0	0	0	0	0	0	0
Emergency Medicine - Pediatric	0	0	0	0	0	0	0	0	0	0	0	0	0
Endocrinology & Metabolism - Pediatric	1	0	1	0	0	0	0	0	0	1	0	0	0
Gastroenterology - Pediatric	0	0	0	0	0	0	0	0	0	0	1	0	1
Hematology / Oncology - Pediatric	1	0	1	0	0	0	0	0	0	1	3	0	3
Neonatal-Perinatal Medicine	1	0	1	0	0	0	0	0	0	1	2	0	2
Nephrology - Pediatric	0	0	0	0	0	0	0	0	0	0	0	0	0
Neurology - Pediatric	4	0	4	0	0	0	0	0	0	4	2	0	2
<b>Pediatrics Total</b>	<b>34</b>	<b>1</b>	<b>35</b>	<b>3</b>	<b>0</b>	<b>3</b>	<b>0</b>	<b>0</b>	<b>0</b>	<b>38</b>	<b>28</b>	<b>1</b>	<b>29</b>
General Surgery	26	0	26	14	0	14	0	0	0	40	0	0	0
Cardiac Surgery	2	0	2	1	0	1	0	0	0	3	1	0	1
Gynecologic Oncology	0	0	0	1	0	1	0	0	0	1	0	1	1
Gyn Reprod Endocrinology & Infertility	2	0	2	0	0	0	0	0	0	2	0	0	0
Maternal Fetal Medicine	1	0	1	1	0	1	0	0	0	2	0	0	0
Neurosurgery	2	0	2	3	0	3	1	0	1	6	2	1	3
Obstetrics & Gynecology	25	0	25	8	0	8	0	0	0	33	6	0	6
Ophthalmology	7	0	7	1	0	1	0	0	0	8	0	0	0
Orthopedic Surgery	15	0	15	3	1	4	0	0	0	19	4	0	4
Otolaryngology - Head & Neck Surgery	6	0	6	4	0	4	0	0	0	10	0	0	0
Pediatric General Surgery	1	0	1	0	0	0	0	0	0	1	0	0	0
Plastic Surgery	12	0	12	3	0	3	0	0	0	15	0	0	0
Thoracic Surgery	2	0	2	1	0	1	0	0	0	3	0	0	0
Urology	11	0	11	3	0	3	0	0	0	14	1	0	1
Vascular Surgery	7	0	7	1	0	1	0	0	0	8	0	0	0
<b>Surgery Total</b>	<b>119</b>	<b>0</b>	<b>119</b>	<b>44</b>	<b>1</b>	<b>45</b>	<b>1</b>	<b>0</b>	<b>1</b>	<b>165</b>	<b>14</b>	<b>2</b>	<b>16</b>
General Pathology	0	0	0	1	0	1	0	0	0	1	9	0	9
Anatomical Pathology	6	0	6	0	0	0	0	0	0	6	3	0	3
Forensic Pathology	0	0	0	0	0	0	0	0	0	0	1	0	1
Medical Biochemistry	0	0	0	1	0	1	0	0	0	1	1	0	1
Medical Microbiology	1	0	1	0	0	0	0	0	0	1	2	0	2
<b>Laboratory Medicine Total</b>	<b>7</b>	<b>0</b>	<b>7</b>	<b>2</b>	<b>0</b>	<b>2</b>	<b>0</b>	<b>0</b>	<b>0</b>	<b>9</b>	<b>16</b>	<b>0</b>	<b>16</b>
Clinician Investigator	0	0	0	0	0	0	0	0	0	0	2	0	2
<b>Special Program Total</b>	<b>0</b>	<b>0</b>	<b>0</b>	<b>0</b>	<b>0</b>	<b>0</b>	<b>0</b>	<b>0</b>	<b>0</b>	<b>0</b>	<b>2</b>	<b>0</b>	<b>2</b>
<b>Grand Total</b>	<b>567</b>	<b>2</b>	<b>569</b>	<b>121</b>	<b>2</b>	<b>123</b>	<b>8</b>	<b>0</b>	<b>8</b>	<b>700</b>	<b>150</b>	<b>3</b>	<b>153</b>

SOURCE: Ontario Postgraduate Registry, November 2018  
 Ontario Physician Human Resources Data Centre  
 Prepared December 2018

\*OTHER Medical Degree in Pool A refers to LCME accredited U.S. schools. OTHER Medical Degree in remaining pools includes non-LCME accredited / international schools  
 Note: Re-entry, Repatriation and International Medical Graduate (IMG) trainees are included in these tables - see Part 3 for details

**Table 1.91 Postgraduate Medical Trainees at McMaster University by Program, Pool, Source of Medical Degree and Source of Funding**

<b>McMaster</b>	<b>POOL C</b>			<b>POOL D</b>				<b>POOL E</b>		<b>TOTALS</b>			<b>GRAND TOTAL</b>
	<b>ONTARIO</b>	<b>OTHER</b>	<b>TOTAL</b>	<b>ONTARIO</b>	<b>OTHER CANADA</b>	<b>OTHER</b>	<b>TOTAL</b>	<b>OTHER</b>	<b>TOTAL</b>	<b>ONTARIO</b>	<b>OTHER CANADA</b>	<b>OTHER</b>	
	<i>Not CEB</i>	<i>Not CEB</i>		<i>Not CEB</i>	<i>Not CEB</i>	<i>Not CEB</i>		<i>Not CEB</i>					
Family Medicine	0	0	0	1	0	0	1	0	0	158	32	33	223
F.M./ Emergency Medicine	0	0	0	0	0	0	0	0	0	4	2	0	6
<b>Family Medicine Total</b>	<b>0</b>	<b>0</b>	<b>0</b>	<b>1</b>	<b>0</b>	<b>0</b>	<b>1</b>	<b>0</b>	<b>0</b>	<b>162</b>	<b>34</b>	<b>33</b>	<b>229</b>
Anesthesiology	0	2	2	0	0	1	1	3	3	22	6	12	40
Critical Care Medicine	0	2	2	0	0	0	0	5	5	4	2	7	13
Diagnostic Radiology	0	2	2	1	3	4	8	6	6	22	5	17	44
Emergency Medicine	0	6	6	0	0	2	2	0	0	22	5	13	40
Neuroradiology	0	0	0	0	0	1	1	0	0	0	1	1	2
Pain Medicine	0	0	0	0	0	0	0	0	0	0	0	2	2
Physical Medicine & Rehab.	0	0	0	0	0	0	0	1	1	11	1	6	18
Psychiatry	0	0	0	0	0	1	1	4	4	40	3	11	54
Psychiatry - Child & Adolescent	0	0	0	0	0	0	0	0	0	0	0	2	2
Psychiatry - Forensic	0	0	0	0	0	0	0	2	2	0	0	3	3
Public Health & Preventive Medicine	0	0	0	0	0	0	0	1	1	1	0	1	2
Radiation Oncology	0	1	1	0	0	1	1	1	1	7	1	4	12
<b>Other Specialty Total</b>	<b>0</b>	<b>13</b>	<b>13</b>	<b>1</b>	<b>3</b>	<b>10</b>	<b>14</b>	<b>23</b>	<b>23</b>	<b>129</b>	<b>24</b>	<b>79</b>	<b>232</b>
Internal Medicine	0	19	19	1	0	0	1	0	0	76	6	34	116
Cardiology	0	3	3	2	1	6	9	10	10	6	1	24	31
Clinical Immunology & Allergy	0	0	0	0	0	1	1	0	0	2	2	1	5
Dermatology	0	0	0	0	0	1	1	1	1	1	1	2	4
Endocrinology & Metabolism	0	0	0	0	0	1	1	1	1	3	0	2	5
Gastroenterology	0	0	0	0	0	2	2	7	7	2	1	11	14
General Internal Medicine	0	1	1	0	0	0	0	0	0	7	0	2	9
Geriatric Medicine	0	0	0	0	0	0	0	1	1	4	1	2	7
Hematology	0	0	0	2	3	1	6	1	1	7	3	2	12
Infectious Diseases	0	0	0	0	0	0	0	1	1	3	0	1	4
Medical Oncology	0	4	4	0	1	0	1	4	4	3	2	8	13
Nephrology	0	2	2	0	1	0	1	8	8	1	1	10	12
Neurology	0	0	0	0	0	0	0	8	8	3	4	14	21
Respirology	0	2	2	0	0	2	2	5	5	3	1	9	13
Rheumatology	0	0	0	0	0	0	0	0	0	3	1	1	5
<b>Internal Medicine Total</b>	<b>0</b>	<b>31</b>	<b>31</b>	<b>5</b>	<b>6</b>	<b>14</b>	<b>25</b>	<b>47</b>	<b>47</b>	<b>124</b>	<b>24</b>	<b>123</b>	<b>271</b>
Pediatrics	0	8	8	0	0	0	0	10	10	27	3	35	65
Clinical Immunology & Allergy - Pediatric	0	0	0	0	0	0	0	0	0	1	0	3	4
Critical Care Medicine - Pediatric	0	0	0	0	0	1	1	4	4	0	0	6	6
Developmental Pediatrics	0	0	0	0	0	0	0	1	1	0	0	1	1
Emergency Medicine - Pediatric	0	0	0	0	0	0	0	1	1	0	0	1	1
Endocrinology & Metabolism - Pediatric	0	1	1	1	0	1	2	1	1	2	0	3	5
Gastroenterology - Pediatric	0	0	0	0	0	0	0	1	1	0	0	2	2
Hematology / Oncology - Pediatric	0	0	0	0	0	1	1	1	1	1	0	5	6
Neonatal-Perinatal Medicine	0	0	0	0	0	8	8	11	11	1	0	21	22
Nephrology - Pediatric	0	0	0	0	0	0	0	1	1	0	0	1	1
Neurology - Pediatric	0	0	0	0	0	1	1	0	0	4	0	3	7
<b>Pediatrics Total</b>	<b>0</b>	<b>9</b>	<b>9</b>	<b>1</b>	<b>0</b>	<b>12</b>	<b>13</b>	<b>31</b>	<b>31</b>	<b>36</b>	<b>3</b>	<b>81</b>	<b>120</b>
General Surgery	0	4	4	2	1	2	5	7	7	28	15	13	56
Cardiac Surgery	0	3	3	0	0	0	0	0	0	2	1	4	7
Gynecologic Oncology	0	0	0	0	0	0	0	0	0	0	1	1	2
Gyn Reprod Endocrinology & Infertility	0	0	0	0	0	0	0	0	0	2	0	0	2
Maternal Fetal Medicine	0	0	0	0	0	0	0	0	0	1	1	0	2
Neurosurgery	1	4	5	0	0	0	0	1	1	3	3	9	15
Obstetrics & Gynecology	0	1	1	1	1	0	2	0	0	26	9	7	42
Ophthalmology	0	0	0	0	0	0	0	3	3	7	1	3	11
Orthopedic Surgery	0	2	2	1	0	3	4	6	6	16	4	15	35
Otolaryngology - Head & Neck Surgery	0	0	0	0	0	0	0	0	0	6	4	0	10
Pediatric General Surgery	0	0	0	0	0	0	0	1	1	1	0	1	2
Plastic Surgery	0	1	1	0	0	0	0	0	0	12	3	1	16
Thoracic Surgery	0	0	0	0	0	0	0	1	1	2	1	1	4
Urology	0	1	1	0	1	2	3	3	3	11	4	7	22
Vascular Surgery	0	1	1	0	0	0	0	0	0	7	1	1	9
<b>Surgery Total</b>	<b>1</b>	<b>17</b>	<b>18</b>	<b>4</b>	<b>3</b>	<b>7</b>	<b>14</b>	<b>22</b>	<b>22</b>	<b>124</b>	<b>48</b>	<b>63</b>	<b>235</b>
General Pathology	0	0	0	0	0	0	0	0	0	0	1	9	10
Anatomical Pathology	0	2	2	0	0	0	0	0	0	6	0	5	11
Forensic Pathology	0	0	0	0	0	0	0	0	0	0	0	1	1
Medical Biochemistry	0	0	0	0	0	0	0	0	0	0	1	1	2
Medical Microbiology	0	0	0	0	0	0	0	2	2	1	0	4	5
<b>Laboratory Medicine Total</b>	<b>0</b>	<b>2</b>	<b>2</b>	<b>0</b>	<b>0</b>	<b>0</b>	<b>0</b>	<b>2</b>	<b>2</b>	<b>7</b>	<b>2</b>	<b>20</b>	<b>29</b>
Clinician Investigator	0	0	0	1	0	1	2	0	0	1	0	3	4
<b>Special Program Total</b>	<b>0</b>	<b>0</b>	<b>0</b>	<b>1</b>	<b>0</b>	<b>1</b>	<b>2</b>	<b>0</b>	<b>0</b>	<b>1</b>	<b>0</b>	<b>3</b>	<b>4</b>
<b>Grand Total</b>	<b>1</b>	<b>72</b>	<b>73</b>	<b>13</b>	<b>12</b>	<b>44</b>	<b>69</b>	<b>125</b>	<b>125</b>	<b>583</b>	<b>135</b>	<b>402</b>	<b>1120</b>

SOURCE: Ontario Postgraduate Registry, November 2018  
 Ontario Physician Human Resources Data Centre  
 Prepared December 2018

Note: Re-entry, Repatriation and International Medical Graduate (IMG) trainees are included in these tables - see Part 3 for details

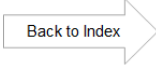


**Table 1.92 Postgraduate Medical Trainees at the Northern Ontario School of Medicine by Program, Pool, Source of Medical Degree and Source of Funding**

<b>NOSM</b>	<b>POOL A</b>									<b>POOL B</b>			
	<b>ONTARIO</b>			<b>OTHER CANADA</b>			<b>OTHER*</b>			<b>TOTAL</b>	<b>OTHER</b>		<b>TOTAL</b>
	<b>CEB</b>	<b>Not CEB</b>	<b>TOTAL</b>	<b>CEB</b>	<b>Not CEB</b>	<b>TOTAL</b>	<b>CEB</b>	<b>Not CEB</b>	<b>TOTAL</b>		<b>CEB</b>	<b>Not CEB</b>	
Family Medicine	72	1	73	11	2	13	0	0	0	86	10	0	10
F.M./ Emergency Medicine	5	0	5	1	0	1	0	0	0	6	0	0	0
<b>Family Medicine Total</b>	<b>77</b>	<b>1</b>	<b>78</b>	<b>12</b>	<b>2</b>	<b>14</b>	<b>0</b>	<b>0</b>	<b>0</b>	<b>92</b>	<b>10</b>	<b>0</b>	<b>10</b>
Anesthesiology	7	0	7	2	0	2	0	0	0	9	0	0	0
Psychiatry	9	0	9	0	0	0	1	0	1	10	4	0	4
Public Health & Preventive Medicine	3	0	3	1	0	1	0	0	0	4	5	0	5
<b>Other Specialty Total</b>	<b>19</b>	<b>0</b>	<b>19</b>	<b>3</b>	<b>0</b>	<b>3</b>	<b>1</b>	<b>0</b>	<b>1</b>	<b>23</b>	<b>9</b>	<b>0</b>	<b>9</b>
Internal Medicine	11	0	11	4	0	4	0	0	0	15	6	0	6
<b>Internal Medicine Total</b>	<b>11</b>	<b>0</b>	<b>11</b>	<b>4</b>	<b>0</b>	<b>4</b>	<b>0</b>	<b>0</b>	<b>0</b>	<b>15</b>	<b>6</b>	<b>0</b>	<b>6</b>
Pediatrics	10	0	10	1	0	1	0	0	0	11	3	0	3
<b>Pediatrics Total</b>	<b>10</b>	<b>0</b>	<b>10</b>	<b>1</b>	<b>0</b>	<b>1</b>	<b>0</b>	<b>0</b>	<b>0</b>	<b>11</b>	<b>3</b>	<b>0</b>	<b>3</b>
General Surgery	2	0	2	7	0	7	0	0	0	9	0	0	0
Orthopedic Surgery	2	0	2	1	0	1	0	0	0	3	5	0	5
<b>Surgery Total</b>	<b>4</b>	<b>0</b>	<b>4</b>	<b>8</b>	<b>0</b>	<b>8</b>	<b>0</b>	<b>0</b>	<b>0</b>	<b>12</b>	<b>5</b>	<b>0</b>	<b>5</b>
<b>Grand Total</b>	<b>121</b>	<b>1</b>	<b>122</b>	<b>28</b>	<b>2</b>	<b>30</b>	<b>1</b>	<b>0</b>	<b>1</b>	<b>153</b>	<b>33</b>	<b>0</b>	<b>33</b>

SOURCE: Ontario Postgraduate Registry, November 2018  
 Ontario Physician Human Resources Data Centre  
 Prepared December 2018

\*OTHER Medical Degree in Pool A refers to LCME accredited U.S. schools. OTHER Medical Degree in remaining pools includes non-LCME accredited / international schools  
 Note: Re-entry, Repatriation and International Medical Graduate (IMG) trainees are included in these tables - see Part 3 for details





**Table 1.92 Postgraduate Medical Trainees at the Northern Ontario School of Medicine by Program, Pool, Source of Medical Degree and Source of Funding**

<b>NOSM</b>	<b>POOL C</b>		<b>POOL D</b>				<b>POOL E</b>		<b>TOTALS</b>			<b>GRAND</b>
	<b>OTHER</b>	<b>TOTAL</b>	<b>ONTARIO</b>	<b>OTHER CANADA</b>	<b>OTHER</b>	<b>TOTAL</b>	<b>OTHER</b>	<b>TOTAL</b>	<b>ONTARIO</b>	<b>OTHER CANADA</b>	<b>OTHER</b>	<b>TOTAL</b>
	<i>Not CEB</i>		<i>Not CEB</i>	<i>Not CEB</i>	<i>Not CEB</i>		<i>Not CEB</i>					
Family Medicine	0	0	0	0	0	0	0	0	73	13	10	96
F.M./ Emergency Medicine	0	0	0	0	0	0	0	0	5	1	0	6
<b>Family Medicine Total</b>	<b>0</b>	<b>0</b>	<b>0</b>	<b>0</b>	<b>0</b>	<b>0</b>	<b>0</b>	<b>0</b>	<b>78</b>	<b>14</b>	<b>10</b>	<b>102</b>
Anesthesiology	0	0	0	0	0	0	0	0	7	2	0	9
Psychiatry	0	0	0	0	0	0	0	0	9	0	5	14
Public Health & Preventive Medicine	0	0	0	0	0	0	0	0	3	1	5	9
<b>Other Specialty Total</b>	<b>0</b>	<b>0</b>	<b>0</b>	<b>0</b>	<b>0</b>	<b>0</b>	<b>0</b>	<b>0</b>	<b>19</b>	<b>3</b>	<b>10</b>	<b>32</b>
Internal Medicine	0	0	0	0	0	0	0	0	11	4	6	21
<b>Internal Medicine Total</b>	<b>0</b>	<b>0</b>	<b>0</b>	<b>0</b>	<b>0</b>	<b>0</b>	<b>0</b>	<b>0</b>	<b>11</b>	<b>4</b>	<b>6</b>	<b>21</b>
Pediatrics	0	0	0	0	0	0	0	0	0	0	0	0
<b>Pediatrics Total</b>	<b>0</b>	<b>0</b>	<b>0</b>	<b>0</b>	<b>0</b>	<b>0</b>	<b>0</b>	<b>0</b>	<b>10</b>	<b>1</b>	<b>3</b>	<b>14</b>
General Surgery	0	0	0	0	0	0	0	0	2	7	0	9
Orthopedic Surgery	0	0	0	0	0	0	0	0	2	1	5	8
<b>Surgery Total</b>	<b>0</b>	<b>0</b>	<b>0</b>	<b>0</b>	<b>0</b>	<b>0</b>	<b>0</b>	<b>0</b>	<b>4</b>	<b>8</b>	<b>5</b>	<b>17</b>
<b>Grand Total</b>	<b>0</b>	<b>0</b>	<b>0</b>	<b>0</b>	<b>0</b>	<b>0</b>	<b>0</b>	<b>0</b>	<b>122</b>	<b>30</b>	<b>34</b>	<b>186</b>

SOURCE: Ontario Postgraduate Registry, November 2018  
 Ontario Physician Human Resources Data Centre  
 Prepared December 2018

Note: Re-entry, Repatriation and International Medical Graduate (IMG) trainees are included in these tables - see Part 3 for details



**Table 1.93 Postgraduate Medical Trainees at the University of Ottawa by Program, Pool, Source of Medical Degree and Source of Funding**

Ottawa	POOL A									POOL B			
	ONTARIO			OTHER CANADA			OTHER*			TOTAL	OTHER		TOTAL
	CEB	Not CEB	TOTAL	CEB	Not CEB	TOTAL	CEB	Not CEB	TOTAL		CEB	Not CEB	
Family Medicine	89	2	91	36	1	37	0	0	0	128	27	0	27
F.M./ Emergency Medicine	5	0	5	0	0	0	0	0	0	5	0	0	0
<b>Family Medicine Total</b>	<b>94</b>	<b>2</b>	<b>96</b>	<b>36</b>	<b>1</b>	<b>37</b>	<b>0</b>	<b>0</b>	<b>0</b>	<b>133</b>	<b>27</b>	<b>0</b>	<b>27</b>
Anesthesiology	28	1	29	13	2	15	1	0	1	45	9	0	9
Critical Care Medicine	1	0	1	1	1	2	0	0	0	3	0	0	0
Diagnostic Radiology	10	0	10	7	0	7	1	0	1	18	13	0	13
Emergency Medicine	29	0	29	8	0	8	0	0	0	37	11	0	11
Medical Genetics	3	0	3	1	0	1	0	0	0	4	1	0	1
Neuroradiology	0	0	0	0	0	0	0	0	0	0	0	0	0
Nuclear Medicine	0	0	0	0	0	0	0	0	0	0	0	0	0
Physical Medicine & Rehab.	4	1	5	3	0	3	0	0	0	8	2	0	2
Psychiatry	28	0	28	22	0	22	0	0	0	50	15	0	15
Psychiatry - Child & Adolescent	1	2	3	0	0	0	0	0	0	3	0	0	0
Psychiatry - Geriatric	0	1	1	1	0	1	0	0	0	2	0	0	0
Public Health & Preventive Medicine	5	0	5	1	0	1	0	0	0	6	2	0	2
Radiation Oncology	3	0	3	3	0	3	0	0	0	6	3	0	3
<b>Other Specialty Total</b>	<b>112</b>	<b>5</b>	<b>117</b>	<b>60</b>	<b>3</b>	<b>63</b>	<b>2</b>	<b>0</b>	<b>2</b>	<b>182</b>	<b>56</b>	<b>0</b>	<b>56</b>
Internal Medicine	46	0	46	27	0	27	0	0	0	73	18	0	18
Cardiology	5	0	5	3	0	3	0	0	0	8	1	0	1
Dermatology	10	0	10	4	1	5	0	0	0	15	1	0	1
Endocrinology & Metabolism	1	0	1	3	0	3	0	0	0	4	0	0	0
Gastroenterology	0	0	0	3	0	3	0	0	0	3	1	0	1
General Internal Medicine	4	0	4	3	0	3	0	0	0	7	0	0	0
Geriatric Medicine	1	0	1	2	0	2	0	0	0	3	2	0	2
Hematology	5	0	5	0	0	0	0	0	0	5	0	0	0
Infectious Diseases	1	0	1	1	0	1	0	0	0	2	0	0	0
Medical Oncology	0	0	0	2	0	2	0	0	0	2	1	0	1
Nephrology	2	0	2	1	0	1	0	0	0	3	0	0	0
Neurology	8	0	8	7	0	7	0	0	0	15	4	0	4
Respirology	2	0	2	1	0	1	0	0	0	3	1	1	2
Rheumatology	0	1	1	1	0	1	0	0	0	2	2	0	2
<b>Internal Medicine Total</b>	<b>85</b>	<b>1</b>	<b>86</b>	<b>58</b>	<b>1</b>	<b>59</b>	<b>0</b>	<b>0</b>	<b>0</b>	<b>145</b>	<b>31</b>	<b>1</b>	<b>32</b>
Pediatrics	21	0	21	16	0	16	0	0	0	37	7	0	7
Critical Care Medicine - Pediatric	1	0	1	2	0	2	0	0	0	3	1	0	1
Emergency Medicine - Pediatric	1	0	1	4	0	4	0	0	0	5	3	0	3
Endocrinology & Metabolism - Pediatric	2	0	2	0	0	0	0	0	0	2	1	0	1
Hematology / Oncology - Pediatric	0	0	0	1	0	1	0	0	0	1	0	0	0
Infectious Diseases - Pediatric	0	0	0	1	0	1	0	0	0	1	0	0	0
Neonatal-Perinatal Medicine	0	0	0	0	0	0	0	0	0	0	1	0	1
Nephrology - Pediatric	1	0	1	0	0	0	0	0	0	1	0	0	0
Neurology - Pediatric	2	0	2	1	0	1	0	0	0	3	1	0	1
Radiology - Pediatric	0	0	0	0	0	0	0	0	0	0	0	0	0
<b>Pediatrics Total</b>	<b>28</b>	<b>0</b>	<b>28</b>	<b>25</b>	<b>0</b>	<b>25</b>	<b>0</b>	<b>0</b>	<b>0</b>	<b>53</b>	<b>14</b>	<b>0</b>	<b>14</b>
General Surgery	13	0	13	12	0	12	0	0	0	25	5	0	5
Cardiac Surgery	3	0	3	2	0	2	0	0	0	5	2	0	2
Colorectal Surgery	1	0	1	1	0	1	0	0	0	2	0	0	0
General Surgical Oncology	0	0	0	2	0	2	0	0	0	2	0	0	0
Gynecologic Oncology	1	0	1	0	0	0	0	0	0	1	0	0	0
Gyn Reprod Endocrinology & Infertility	0	0	0	2	1	3	0	0	0	3	0	0	0
Maternal Fetal Medicine	1	0	1	1	0	1	0	0	0	2	0	0	0
Neurosurgery	3	0	3	2	0	2	0	0	0	5	1	0	1
Obstetrics & Gynecology	12	0	12	13	0	13	0	0	0	25	7	0	7
Ophthalmology	7	0	7	6	0	6	0	0	0	13	3	0	3
Orthopedic Surgery	11	1	12	12	0	12	0	0	0	24	6	0	6
Otolaryngology - Head & Neck Surgery	6	0	6	2	0	2	0	0	0	8	2	0	2
Pediatric General Surgery	0	0	0	1	0	1	0	0	0	1	0	0	0
Plastic Surgery	5	0	5	4	0	4	0	0	0	9	1	0	1
Thoracic Surgery	0	0	0	2	0	2	0	0	0	2	0	0	0
Urology	13	0	13	3	0	3	0	0	0	16	3	0	3
Vascular Surgery	2	0	2	2	2	4	0	0	0	6	1	0	1
<b>Surgery Total</b>	<b>78</b>	<b>1</b>	<b>79</b>	<b>67</b>	<b>3</b>	<b>70</b>	<b>0</b>	<b>0</b>	<b>0</b>	<b>149</b>	<b>31</b>	<b>0</b>	<b>31</b>
Anatomical Pathology	8	0	8	3	0	3	0	0	0	11	4	0	4
Hematological Pathology	0	0	0	0	0	0	0	0	0	0	1	0	1
Medical Microbiology	0	0	0	1	0	1	0	0	0	1	2	0	2
<b>Laboratory Medicine Total</b>	<b>8</b>	<b>0</b>	<b>8</b>	<b>4</b>	<b>0</b>	<b>4</b>	<b>0</b>	<b>0</b>	<b>0</b>	<b>12</b>	<b>7</b>	<b>0</b>	<b>7</b>
Areas of Focused Competence	0	0	0	0	0	0	0	0	0	0	0	0	0
Clinician Investigator	3	3	6	5	0	5	0	0	0	11	0	0	0
Palliative Medicine	4	1	5	0	0	0	0	0	0	5	0	0	0
<b>Special Program Total</b>	<b>7</b>	<b>4</b>	<b>11</b>	<b>5</b>	<b>0</b>	<b>5</b>	<b>0</b>	<b>0</b>	<b>0</b>	<b>16</b>	<b>0</b>	<b>0</b>	<b>0</b>
<b>Grand Total</b>	<b>412</b>	<b>13</b>	<b>425</b>	<b>255</b>	<b>8</b>	<b>263</b>	<b>2</b>	<b>0</b>	<b>2</b>	<b>690</b>	<b>166</b>	<b>1</b>	<b>167</b>

SOURCE: Ontario Postgraduate Registry, November 2018  
 Ontario Physician Human Resources Data Centre  
 Prepared December 2018

\*OTHER Medical Degree in Pool A refers to LCME accredited U.S. schools. OTHER Medical Degree in remaining pools includes non-LCME accredited / international schools  
 Note: Re-entry, Repatriation and International Medical Graduate (IMG) trainees are included in these tables - see Part 3 for details

**Table 1.93 Postgraduate Medical Trainees at the University of Ottawa by Program, Pool, Source of Medical Degree and Source of Funding**

<i>Ottawa</i>	<i>POOL C</i>			<i>POOL D</i>				<i>POOL E</i>		<i>TOTALS</i>			<i>GRAND TOTAL</i>
	<i>OTHER CANADA</i>	<i>OTHER</i>	<i>TOTAL</i>	<i>ONTARIO</i>	<i>OTHER CANADA</i>	<i>OTHER</i>	<i>TOTAL</i>	<i>OTHER</i>	<i>TOTAL</i>	<i>ONTARIO</i>	<i>OTHER CANADA</i>	<i>OTHER</i>	
	<i>Not CEB</i>	<i>Not CEB</i>		<i>Not CEB</i>	<i>Not CEB</i>	<i>Not CEB</i>		<i>Not CEB</i>					
Family Medicine	0	0	0	0	0	0	0	0	0	91	37	27	155
F.M./ Emergency Medicine	0	0	0	0	0	0	0	0	0	5	0	0	5
<b>Family Medicine Total</b>	<b>0</b>	<b>0</b>	<b>0</b>	<b>0</b>	<b>0</b>	<b>0</b>	<b>0</b>	<b>0</b>	<b>0</b>	<b>96</b>	<b>37</b>	<b>27</b>	<b>160</b>
Anesthesiology	0	1	1	2	9	1	12	4	4	31	24	16	71
Critical Care Medicine	0	0	0	0	0	0	0	1	1	1	2	1	4
Diagnostic Radiology	0	0	0	1	0	2	3	12	12	11	7	28	46
Emergency Medicine	0	0	0	0	3	0	3	2	2	29	11	13	53
Medical Genetics	0	0	0	0	1	0	1	0	0	3	2	1	6
Neuroradiology	0	0	0	0	0	0	0	4	4	0	0	4	4
Nuclear Medicine	0	0	0	0	0	0	0	3	3	0	0	3	3
Physical Medicine & Rehab.	0	0	0	0	0	0	0	0	0	5	3	2	10
Psychiatry	0	0	0	0	0	0	0	0	0	28	22	15	65
Psychiatry - Child & Adolescent	0	0	0	0	0	0	0	1	1	3	0	1	4
Psychiatry - Geriatric	0	0	0	0	0	0	0	0	0	1	1	0	2
Public Health & Preventive Medicine	0	0	0	0	0	0	0	0	0	5	1	2	8
Radiation Oncology	0	4	4	0	1	1	2	2	2	3	4	10	17
<b>Other Specialty Total</b>	<b>0</b>	<b>5</b>	<b>5</b>	<b>3</b>	<b>14</b>	<b>4</b>	<b>21</b>	<b>29</b>	<b>29</b>	<b>120</b>	<b>77</b>	<b>96</b>	<b>293</b>
Internal Medicine	0	3	3	0	0	0	0	0	0	46	27	21	94
Cardiology	0	3	3	0	0	2	2	7	7	5	3	13	21
Dermatology	0	0	0	1	1	0	2	1	1	11	6	2	19
Endocrinology & Metabolism	0	1	1	0	0	0	0	2	2	1	3	3	7
Gastroenterology	0	2	2	0	0	1	1	2	2	0	3	6	9
General Internal Medicine	0	0	0	0	0	0	0	0	0	4	3	0	7
Geriatric Medicine	0	0	0	0	0	0	0	0	0	1	2	2	5
Hematology	0	1	1	0	1	2	3	6	6	5	1	9	15
Infectious Diseases	0	0	0	1	1	0	2	0	0	2	2	0	4
Medical Oncology	0	0	0	0	2	0	2	4	4	0	4	5	9
Nephrology	0	0	0	0	0	1	1	4	4	2	1	5	8
Neurology	0	0	0	1	0	1	2	2	2	9	7	7	23
Respirology	0	0	0	1	1	0	2	0	0	3	2	2	7
Rheumatology	0	0	0	0	0	0	0	2	2	1	1	4	6
<b>Internal Medicine Total</b>	<b>0</b>	<b>10</b>	<b>10</b>	<b>4</b>	<b>6</b>	<b>7</b>	<b>17</b>	<b>30</b>	<b>30</b>	<b>90</b>	<b>65</b>	<b>79</b>	<b>234</b>
Pediatrics	0	1	1	0	2	0	2	2	2	21	18	10	49
Critical Care Medicine - Pediatric	0	0	0	1	0	0	1	0	0	2	2	1	5
Emergency Medicine - Pediatric	0	0	0	0	0	0	0	0	0	1	4	3	8
Endocrinology & Metabolism - Pediatric	0	0	0	0	0	0	0	0	0	2	0	1	3
Hematology / Oncology - Pediatric	0	0	0	0	0	0	0	3	3	0	1	3	4
Infectious Diseases - Pediatric	0	0	0	0	2	0	2	0	0	0	3	0	3
Neonatal-Perinatal Medicine	0	0	0	0	1	1	2	4	4	0	1	6	7
Nephrology - Pediatric	0	0	0	0	0	0	0	1	1	1	0	1	2
Neurology - Pediatric	0	0	0	0	0	0	0	1	1	2	1	2	5
Radiology - Pediatric	0	0	0	0	0	1	1	4	4	0	0	5	5
<b>Pediatrics Total</b>	<b>0</b>	<b>1</b>	<b>1</b>	<b>1</b>	<b>5</b>	<b>2</b>	<b>8</b>	<b>15</b>	<b>15</b>	<b>29</b>	<b>30</b>	<b>32</b>	<b>91</b>
General Surgery	0	0	0	0	2	1	3	0	0	13	14	6	33
Cardiac Surgery	0	0	0	0	0	0	0	2	2	3	2	4	9
Colorectal Surgery	0	0	0	0	0	0	0	0	0	1	1	0	2
General Surgical Oncology	0	0	0	0	0	0	0	0	0	0	2	0	2
Gynecologic Oncology	0	0	0	0	0	0	0	1	1	1	0	1	2
Gyn Reprod Endocrinology & Infertility	0	0	0	0	0	0	0	0	0	0	3	0	3
Maternal Fetal Medicine	0	0	0	0	0	1	1	4	4	1	1	5	7
Neurosurgery	0	6	6	0	1	1	2	5	5	3	3	13	19
Obstetrics & Gynecology	0	0	0	2	1	1	4	1	1	14	14	9	37
Ophthalmology	0	1	1	1	0	0	1	5	5	8	6	9	23
Orthopedic Surgery	0	3	3	2	4	2	8	7	7	14	16	18	48
Otolaryngology - Head & Neck Surgery	0	1	1	0	0	1	1	3	3	6	2	7	15
Pediatric General Surgery	0	0	0	0	0	1	1	0	0	0	1	1	2
Plastic Surgery	0	0	0	0	0	0	0	0	0	5	4	1	10
Thoracic Surgery	0	1	1	0	0	0	0	0	0	0	2	1	3
Urology	0	0	0	0	0	1	1	1	1	13	3	5	21
Vascular Surgery	0	0	0	0	0	0	0	0	0	2	4	1	7
<b>Surgery Total</b>	<b>0</b>	<b>12</b>	<b>12</b>	<b>5</b>	<b>8</b>	<b>9</b>	<b>22</b>	<b>29</b>	<b>29</b>	<b>84</b>	<b>78</b>	<b>81</b>	<b>243</b>
Anatomical Pathology	0	0	0	0	0	0	0	0	0	8	3	4	15
Hematological Pathology	0	0	0	0	0	0	0	0	0	0	0	1	1
Medical Microbiology	0	0	0	0	0	0	0	0	0	0	1	2	3
<b>Laboratory Medicine Total</b>	<b>0</b>	<b>0</b>	<b>0</b>	<b>0</b>	<b>0</b>	<b>0</b>	<b>0</b>	<b>0</b>	<b>0</b>	<b>8</b>	<b>4</b>	<b>7</b>	<b>19</b>
Areas of Focused Competence	0	0	0	4	2	0	6	10	10	4	2	10	16
Clinician Investigator	0	0	0	0	0	0	0	0	0	6	5	0	11
Palliative Medicine	0	0	0	0	0	0	0	0	0	5	0	0	5
<b>Special Program Total</b>	<b>0</b>	<b>0</b>	<b>0</b>	<b>4</b>	<b>2</b>	<b>0</b>	<b>6</b>	<b>10</b>	<b>10</b>	<b>15</b>	<b>7</b>	<b>10</b>	<b>32</b>
<b>Grand Total</b>	<b>0</b>	<b>28</b>	<b>28</b>	<b>17</b>	<b>35</b>	<b>22</b>	<b>74</b>	<b>113</b>	<b>113</b>	<b>442</b>	<b>298</b>	<b>332</b>	<b>1072</b>

SOURCE: Ontario Postgraduate Registry, November 2018  
 Ontario Physician Human Resources Data Centre  
 Prepared December 2018

Note: Re-entry, Repatriation and International Medical Graduate (IMG) trainees are included in these tables - see Part 3 for details

**Table 1.94 Postgraduate Medical Trainees at Queen's University by Program, Pool, Source of Medical Degree and Source of Funding**

Queen's	POOL A									POOL B			
	ONTARIO			OTHER CANADA			OTHER*			TOTAL	OTHER		TOTAL
	CEB	Not CEB	TOTAL	CEB	Not CEB	TOTAL	CEB	Not CEB	TOTAL		CEB	Not CEB	
Family Medicine	82	3	85	36	8	44	1	0	1	130	23	0	23
F.M./ Emergency Medicine	5	0	5	1	0	1	0	0	0	6	2	0	2
<b>Family Medicine Total</b>	<b>87</b>	<b>3</b>	<b>90</b>	<b>37</b>	<b>8</b>	<b>45</b>	<b>1</b>	<b>0</b>	<b>1</b>	<b>136</b>	<b>25</b>	<b>0</b>	<b>25</b>
Anesthesiology	15	0	15	3	0	3	1	0	1	19	0	0	0
Critical Care Medicine	5	0	5	1	1	2	0	0	0	7	1	0	1
Diagnostic Radiology	5	0	5	7	0	7	0	0	0	12	3	0	3
Emergency Medicine	14	0	14	7	0	7	0	0	0	21	0	0	0
Physical Medicine & Rehab.	5	0	5	0	0	0	0	0	0	5	0	0	0
Psychiatry	10	2	12	3	0	3	0	0	0	15	14	0	14
Psychiatry - Child & Adolescent	0	0	0	0	0	0	0	0	0	0	1	0	1
Psychiatry - Geriatric	0	0	0	0	0	0	0	0	0	0	1	0	1
Public Health & Preventive Medicine	8	0	8	4	0	4	0	0	0	12	0	0	0
Radiation Oncology	5	0	5	1	0	1	1	0	1	7	1	0	1
<b>Other Specialty Total</b>	<b>67</b>	<b>2</b>	<b>69</b>	<b>26</b>	<b>1</b>	<b>27</b>	<b>2</b>	<b>0</b>	<b>2</b>	<b>98</b>	<b>21</b>	<b>0</b>	<b>21</b>
Internal Medicine	37	0	37	10	0	10	0	0	0	47	11	0	11
Cardiology	2	0	2	1	0	1	0	0	0	3	3	0	3
Gastroenterology	1	0	1	2	0	2	0	0	0	3	1	0	1
General Internal Medicine	4	0	4	3	0	3	0	0	0	7	2	0	2
Hematology	3	0	3	0	0	0	0	0	0	3	2	0	2
Medical Oncology	1	0	1	1	0	1	0	0	0	2	1	0	1
Nephrology	1	0	1	1	0	1	0	0	0	2	1	0	1
Neurology	4	0	4	5	0	5	1	0	1	10	2	0	2
Respirology	3	0	3	1	0	1	0	0	0	4	0	0	0
Rheumatology	2	0	2	0	0	0	0	0	0	2	2	0	2
<b>Internal Medicine Total</b>	<b>58</b>	<b>0</b>	<b>58</b>	<b>24</b>	<b>0</b>	<b>24</b>	<b>1</b>	<b>0</b>	<b>1</b>	<b>83</b>	<b>25</b>	<b>0</b>	<b>25</b>
Pediatrics	8	0	8	5	0	5	0	0	0	13	4	0	4
<b>Pediatrics Total</b>	<b>8</b>	<b>0</b>	<b>8</b>	<b>5</b>	<b>0</b>	<b>5</b>	<b>0</b>	<b>0</b>	<b>0</b>	<b>13</b>	<b>4</b>	<b>0</b>	<b>4</b>
General Surgery	8	0	8	4	0	4	0	0	0	12	2	0	2
Cardiac Surgery	0	0	0	0	0	0	0	0	0	0	0	0	0
Obstetrics & Gynecology	8	0	8	7	0	7	0	0	0	15	1	0	1
Ophthalmology	7	0	7	5	0	5	0	0	0	12	0	0	0
Orthopedic Surgery	7	0	7	1	0	1	0	0	0	8	1	0	1
Urology	3	0	3	2	0	2	0	0	0	5	0	0	0
<b>Surgery Total</b>	<b>33</b>	<b>0</b>	<b>33</b>	<b>19</b>	<b>0</b>	<b>19</b>	<b>0</b>	<b>0</b>	<b>0</b>	<b>52</b>	<b>4</b>	<b>0</b>	<b>4</b>
Anatomical Pathology	2	0	2	1	0	1	1	0	1	4	6	0	6
<b>Laboratory Medicine Total</b>	<b>2</b>	<b>0</b>	<b>2</b>	<b>1</b>	<b>0</b>	<b>1</b>	<b>1</b>	<b>0</b>	<b>1</b>	<b>4</b>	<b>6</b>	<b>0</b>	<b>6</b>
Areas of Focused Competence	0	0	0	0	0	0	0	0	0	0	0	0	0
Clinician Investigator	3	5	8	1	1	2	0	0	0	10	0	1	1
Palliative Medicine	0	0	0	0	0	0	0	0	0	0	2	0	2
<b>Special Program Total</b>	<b>3</b>	<b>5</b>	<b>8</b>	<b>1</b>	<b>1</b>	<b>2</b>	<b>0</b>	<b>0</b>	<b>0</b>	<b>10</b>	<b>2</b>	<b>1</b>	<b>3</b>
<b>Grand Total</b>	<b>258</b>	<b>10</b>	<b>268</b>	<b>113</b>	<b>10</b>	<b>123</b>	<b>5</b>	<b>0</b>	<b>5</b>	<b>396</b>	<b>87</b>	<b>1</b>	<b>88</b>

SOURCE: Ontario Postgraduate Registry, November 2018  
 Ontario Physician Human Resources Data Centre  
 Prepared December 2018

\*OTHER Medical Degree in Pool A refers to LCME accredited U.S. schools. OTHER Medical Degree in remaining pools includes non-LCME accredited / international schools  
 Note: Re-entry, Repatriation and International Medical Graduate (IMG) trainees are included in these tables - see Part 3 for details



**Table 1.94 Postgraduate Medical Trainees at Queen's University by Program, Pool, Source of Medical Degree and Source of Funding**

<b>Queen's</b>	<b>POOL C</b>		<b>POOL D</b>				<b>POOL E</b>		<b>TOTALS</b>			<b>GRAND</b>
	<b>OTHER</b>	<b>TOTAL</b>	<b>ONTARIO</b>	<b>OTHER CANADA</b>	<b>OTHER</b>	<b>TOTAL</b>	<b>OTHER</b>	<b>TOTAL</b>	<b>ONTARIO</b>	<b>OTHER CANADA</b>	<b>OTHER</b>	<b>TOTAL</b>
	<i>Not CEB</i>		<i>Not CEB</i>	<i>Not CEB</i>	<i>Not CEB</i>		<i>Not CEB</i>					
Family Medicine	0	0	0	0	0	0	0	0	85	44	24	153
F.M./ Emergency Medicine	0	0	0	0	0	0	0	0	5	1	2	8
<b>Family Medicine Total</b>	<b>0</b>	<b>0</b>	<b>0</b>	<b>0</b>	<b>0</b>	<b>0</b>	<b>0</b>	<b>0</b>	<b>90</b>	<b>45</b>	<b>26</b>	<b>161</b>
Anesthesiology	0	0	0	0	0	0	2	2	15	3	3	21
Critical Care Medicine	0	0	0	0	0	0	3	3	5	2	4	11
Diagnostic Radiology	0	0	0	0	0	0	0	0	5	7	3	15
Emergency Medicine	0	0	0	1	0	1	0	0	14	8	0	22
Physical Medicine & Rehab.	0	0	0	0	0	0	0	0	5	0	0	5
Psychiatry	1	1	0	0	0	0	4	4	12	3	19	34
Psychiatry - Child & Adolescent	0	0	0	0	0	0	2	2	0	0	3	3
Psychiatry - Geriatric	0	0	0	0	0	0	0	0	0	0	1	1
Public Health & Preventive Medicine	0	0	0	0	0	0	0	0	8	4	0	12
Radiation Oncology	1	1	0	0	0	0	0	0	5	1	3	9
<b>Other Specialty Total</b>	<b>2</b>	<b>2</b>	<b>0</b>	<b>1</b>	<b>0</b>	<b>1</b>	<b>11</b>	<b>11</b>	<b>69</b>	<b>28</b>	<b>36</b>	<b>133</b>
Internal Medicine	7	7	0	0	0	0	0	0	37	10	18	65
Cardiology	1	1	1	0	0	1	1	1	3	1	5	9
Gastroenterology	1	1	0	0	0	0	0	0	1	2	2	5
General Internal Medicine	0	0	0	0	0	0	0	0	4	3	2	9
Hematology	0	0	0	0	0	0	0	0	3	0	2	5
Medical Oncology	0	0	1	0	0	1	0	0	2	1	1	4
Nephrology	0	0	0	0	0	0	3	3	1	1	4	6
Neurology	0	0	0	0	0	0	0	0	4	5	3	12
Respirology	0	0	0	0	0	0	4	4	3	1	4	8
Rheumatology	0	0	0	0	0	0	0	0	2	0	2	4
<b>Internal Medicine Total</b>	<b>9</b>	<b>9</b>	<b>2</b>	<b>0</b>	<b>0</b>	<b>2</b>	<b>8</b>	<b>8</b>	<b>60</b>	<b>24</b>	<b>43</b>	<b>127</b>
Pediatrics	1	1	0	0	0	0	0	0	8	5	5	18
<b>Pediatrics Total</b>	<b>1</b>	<b>1</b>	<b>0</b>	<b>0</b>	<b>0</b>	<b>0</b>	<b>0</b>	<b>0</b>	<b>8</b>	<b>5</b>	<b>5</b>	<b>18</b>
General Surgery	0	0	0	0	0	0	0	0	8	4	2	14
Cardiac Surgery	0	0	0	0	0	0	1	1	0	0	1	1
Obstetrics & Gynecology	0	0	1	1	0	2	0	0	9	8	1	18
Ophthalmology	0	0	0	0	1	1	1	1	7	5	2	14
Orthopedic Surgery	5	5	2	2	0	4	3	3	9	3	9	21
Urology	0	0	0	0	0	0	0	0	3	2	0	5
<b>Surgery Total</b>	<b>5</b>	<b>5</b>	<b>3</b>	<b>3</b>	<b>1</b>	<b>7</b>	<b>5</b>	<b>5</b>	<b>36</b>	<b>22</b>	<b>15</b>	<b>73</b>
Anatomical Pathology	0	0	0	0	0	0	0	0	2	1	7	10
<b>Laboratory Medicine Total</b>	<b>0</b>	<b>0</b>	<b>0</b>	<b>0</b>	<b>0</b>	<b>0</b>	<b>0</b>	<b>0</b>	<b>2</b>	<b>1</b>	<b>7</b>	<b>10</b>
Areas of Focused Competence	0	0	0	0	0	0	4	4	0	0	4	4
Clinician Investigator	0	0	0	0	0	0	0	0	8	2	1	11
Palliative Medicine	0	0	0	0	0	0	0	0	0	0	2	2
<b>Special Program Total</b>	<b>0</b>	<b>0</b>	<b>0</b>	<b>0</b>	<b>0</b>	<b>0</b>	<b>4</b>	<b>4</b>	<b>8</b>	<b>2</b>	<b>7</b>	<b>17</b>
<b>Grand Total</b>	<b>17</b>	<b>17</b>	<b>5</b>	<b>4</b>	<b>1</b>	<b>10</b>	<b>28</b>	<b>28</b>	<b>273</b>	<b>127</b>	<b>139</b>	<b>539</b>

SOURCE: Ontario Postgraduate Registry, November 2018  
 Ontario Physician Human Resources Data Centre  
 Prepared December 2018

Note: Re-entry, Repatriation and International Medical Graduate (IMG) trainees are included in these tables - see Part 3 for details



**Table 1.95 Postgraduate Medical Trainees at the University of Toronto by Program, Pool, Source of Medical Degree and Source of Funding**

Toronto	POOL A									POOL B			
	ONTARIO			OTHER CANADA			OTHER*			TOTAL	OTHER		TOTAL
	CEB	Not CEB	TOTAL	CEB	Not CEB	TOTAL	CEB	Not CEB	TOTAL		CEB	Not CEB	
Family Medicine	240	3	243	74	2	76	6	0	6	325	52	0	52
F.M./ Emergency Medicine	5	1	6	2	0	2	0	0	0	8	0	0	0
<b>Family Medicine Total</b>	<b>245</b>	<b>4</b>	<b>249</b>	<b>76</b>	<b>2</b>	<b>78</b>	<b>6</b>	<b>0</b>	<b>6</b>	<b>333</b>	<b>52</b>	<b>0</b>	<b>52</b>
Anesthesiology	52	1	53	14	0	14	1	0	1	68	19	0	19
Clinical Pharmacology & Toxicology	1	0	1	1	0	1	0	0	0	2	1	0	1
Critical Care Medicine	5	0	5	5	0	5	2	0	2	12	1	0	1
Diagnostic Radiology	33	0	33	11	0	11	1	0	1	45	12	1	13
Emergency Medicine	26	0	26	8	0	8	1	0	1	35	15	0	15
Medical Genetics	3	0	3	2	0	2	0	0	0	5	4	1	5
Neuroradiology	2	0	2	1	0	1	0	0	0	3	0	0	0
Nuclear Medicine	2	0	2	0	0	0	0	0	0	2	0	0	0
Physical Medicine & Rehab.	15	0	15	3	0	3	0	0	0	18	2	0	2
Psychiatry	106	0	106	43	0	43	0	0	0	149	21	0	21
Psychiatry - Child & Adolescent	4	0	4	4	0	4	0	0	0	8	1	0	1
Psychiatry - Forensic	1	0	1	1	0	1	0	0	0	2	0	0	0
Psychiatry - Geriatric	3	0	3	0	0	0	0	0	0	3	0	0	0
Public Health & Preventive Medicine	6	0	6	5	0	5	0	0	0	11	0	0	0
Radiation Oncology	13	0	13	2	0	2	1	0	1	16	0	0	0
<b>Other Specialty Total</b>	<b>272</b>	<b>1</b>	<b>273</b>	<b>100</b>	<b>0</b>	<b>100</b>	<b>6</b>	<b>0</b>	<b>6</b>	<b>379</b>	<b>76</b>	<b>2</b>	<b>78</b>
Internal Medicine	141	4	145	25	1	26	3	0	3	174	35	1	36
Cardiology	13	0	13	6	0	6	1	0	1	20	4	0	4
Clinical Immunology & Allergy	1	0	1	2	0	2	0	0	0	3	0	0	0
Dermatology	21	0	21	5	0	5	1	0	1	27	4	0	4
Endocrinology & Metabolism	5	0	5	0	0	0	0	0	0	5	1	0	1
Gastroenterology	3	0	3	3	0	3	0	0	0	6	4	0	4
General Internal Medicine	7	0	7	2	0	2	0	0	0	9	2	0	2
Geriatric Medicine	3	0	3	1	0	1	1	0	1	5	3	0	3
Hematology	5	0	5	2	0	2	0	0	0	7	1	0	1
Infectious Diseases	4	1	5	2	0	2	0	0	0	7	0	0	0
Medical Oncology	8	0	8	1	0	1	0	0	0	9	1	0	1
Nephrology	3	0	3	2	0	2	0	0	0	5	1	0	1
Neurology	18	0	18	5	0	5	0	0	0	23	13	0	13
Occupational Medicine	1	0	1	0	0	0	0	0	0	1	1	0	1
Respirology	5	0	5	3	0	3	0	0	0	8	0	0	0
Rheumatology	7	0	7	0	0	0	0	0	0	7	2	0	2
<b>Internal Medicine Total</b>	<b>245</b>	<b>5</b>	<b>250</b>	<b>59</b>	<b>1</b>	<b>60</b>	<b>6</b>	<b>0</b>	<b>6</b>	<b>316</b>	<b>72</b>	<b>1</b>	<b>73</b>
Pediatrics	37	1	38	17	0	17	0	0	0	55	16	0	16
Adolescent Medicine	1	1	2	3	0	3	0	0	0	5	0	0	0
Cardiology - Pediatric	1	1	2	0	1	1	0	0	0	3	2	0	2
Clinical Immunology & Allergy - Pediatric	3	0	3	1	0	1	0	0	0	4	1	0	1
Critical Care Medicine - Pediatric	0	0	0	2	0	2	0	0	0	2	2	0	2
Developmental Pediatrics	1	1	2	1	1	2	0	0	0	4	1	0	1
Emergency Medicine - Pediatric	1	2	3	2	1	3	0	0	0	6	0	0	0
Endocrinology & Metabolism - Pediatric	1	0	1	0	1	1	1	0	1	3	0	0	0
Gastroenterology - Pediatric	1	1	2	0	0	0	0	0	0	2	0	0	0
Hematology / Oncology - Pediatric	1	1	2	3	1	4	0	0	0	6	0	0	0
Infectious Diseases - Pediatric	2	0	2	1	0	1	0	0	0	3	0	0	0
Neonatal-Perinatal Medicine	1	0	1	0	2	2	0	0	0	3	0	0	0
Nephrology - Pediatric	2	0	2	0	1	1	0	0	0	3	1	0	1
Neurology - Pediatric	5	0	5	3	0	3	0	0	0	8	4	0	4
Radiology - Pediatric	0	0	0	0	0	0	0	0	0	0	2	0	2
Respirology - Pediatric	2	0	2	0	0	0	0	0	0	2	1	1	2
Rheumatology - Pediatric	3	0	3	2	0	2	0	0	0	5	0	1	1
<b>Pediatrics Total</b>	<b>62</b>	<b>8</b>	<b>70</b>	<b>35</b>	<b>8</b>	<b>43</b>	<b>1</b>	<b>0</b>	<b>1</b>	<b>114</b>	<b>30</b>	<b>2</b>	<b>32</b>
General Surgery	30	0	30	14	0	14	1	0	1	45	15	0	15
Cardiac Surgery	3	0	3	1	0	1	0	0	0	4	0	0	0
Colorectal Surgery	2	0	2	2	0	2	0	0	0	4	0	0	0
General Surgical Oncology	3	0	3	1	0	1	1	0	1	5	0	0	0
Gynecologic Oncology	0	0	0	1	0	1	0	0	0	1	2	0	2
Gyn Reprod Endocrinology & Infertility	1	0	1	2	0	2	0	0	0	3	0	0	0
Maternal Fetal Medicine	2	0	2	2	0	2	0	0	0	4	0	0	0
Neurosurgery	12	2	14	5	0	5	0	0	0	19	3	0	3
Obstetrics & Gynecology	48	0	48	7	0	7	0	0	0	55	9	1	10
Ophthalmology	18	0	18	1	0	1	0	0	0	19	6	0	6
Orthopedic Surgery	22	0	22	4	0	4	6	0	6	32	9	0	9
Otolaryngology - Head & Neck Surgery	14	0	14	9	0	9	0	0	0	23	0	0	0
Pediatric General Surgery	0	0	0	0	0	0	2	0	2	2	0	0	0
Plastic Surgery	16	0	16	2	0	2	0	0	0	18	1	0	1
Thoracic Surgery	1	0	1	2	0	2	1	0	1	4	0	0	0
Urology	11	0	11	7	0	7	0	0	0	18	5	0	5
Vascular Surgery	9	0	9	1	0	1	0	0	0	10	0	0	0
<b>Surgery Total</b>	<b>192</b>	<b>2</b>	<b>194</b>	<b>61</b>	<b>0</b>	<b>61</b>	<b>11</b>	<b>0</b>	<b>11</b>	<b>266</b>	<b>50</b>	<b>1</b>	<b>51</b>
Anatomical Pathology	9	0	9	6	0	6	0	0	0	15	12	0	12
Forensic Pathology	0	0	0	1	0	1	0	0	0	1	0	0	0
Hematological Pathology	0	0	0	0	0	0	0	0	0	0	2	0	2
Medical Microbiology	0	0	0	1	0	1	0	0	0	1	2	0	2
Neuropathology	2	0	2	1	0	1	0	0	0	3	0	0	0
<b>Laboratory Medicine Total</b>	<b>11</b>	<b>0</b>	<b>11</b>	<b>9</b>	<b>0</b>	<b>9</b>	<b>0</b>	<b>0</b>	<b>0</b>	<b>20</b>	<b>16</b>	<b>0</b>	<b>16</b>
Areas of Focused Competence	0	0	0	0	0	0	0	0	0	0	0	0	0
Clinician Investigator	19	32	51	6	10	16	1	2	3	70	3	3	6
Palliative Medicine	2	0	2	0	0	0	0	0	0	2	0	0	0
<b>Special Program Total</b>	<b>21</b>	<b>32</b>	<b>53</b>	<b>6</b>	<b>10</b>	<b>16</b>	<b>1</b>	<b>2</b>	<b>3</b>	<b>72</b>	<b>3</b>	<b>3</b>	<b>6</b>
<b>Grand Total</b>	<b>1048</b>	<b>52</b>	<b>1100</b>	<b>346</b>	<b>21</b>	<b>367</b>	<b>31</b>	<b>2</b>	<b>33</b>	<b>1500</b>	<b>299</b>	<b>9</b>	<b>308</b>

SOURCE: Ontario Postgraduate Registry, November 2018  
 Ontario Physician Human Resources Data Centre  
 Prepared December 2018

\*OTHER Medical Degree in Pool A refers to LCME accredited U.S. schools. OTHER Medical Degree in remaining pools includes non-LCME accredited / international schools.  
 Note: Re-entry, Repatriation and International Medical Graduate (IMG) trainees are included in these tables - see Part 3 for details



**Table 1.95 Postgraduate Medical Trainees at the University of Toronto by Program, Pool, Source of Medical Degree and Source of Funding**

<b>Toronto</b>	<b>POOL C</b>		<b>POOL D</b>				<b>POOL E</b>			<b>TOTALS</b>			<b>GRAND TOTAL</b>					
	<b>OTHER</b>	<b>TOTAL</b>	<b>ONTARIO</b>	<b>OTHER CANADA</b>	<b>OTHER</b>	<b>TOTAL</b>	<b>OTHER CANADA</b>	<b>OTHER</b>	<b>TOTAL</b>	<b>ONTARIO</b>	<b>OTHER CANADA</b>	<b>OTHER</b>		<b>TOTAL</b>				
															<b>Not CEB</b>	<b>Not CEB</b>	<b>Not CEB</b>	<b>Not CEB</b>
Family Medicine	6	6	9	0	1	10	0	1	1	252	76	66	394					
F.M./ Emergency Medicine	0	0	0	0	0	0	0	0	0	6	2	0	8					
<b>Family Medicine Total</b>	<b>6</b>	<b>6</b>	<b>9</b>	<b>0</b>	<b>1</b>	<b>10</b>	<b>0</b>	<b>1</b>	<b>1</b>	<b>258</b>	<b>78</b>	<b>66</b>	<b>402</b>					
Anesthesiology	7	7	10	8	19	37	0	64	64	63	22	110	195					
Clinical Pharmacology & Toxicology	1	1	0	0	1	1	0	0	0	1	1	3	5					
Critical Care Medicine	0	0	1	1	11	13	0	36	36	6	6	50	62					
Diagnostic Radiology	4	4	11	8	13	32	0	32	32	44	19	63	126					
Emergency Medicine	0	0	0	0	0	0	0	2	2	26	8	18	52					
Medical Genetics	1	1	0	1	2	3	0	5	5	3	3	13	19					
Neuroradiology	2	2	0	1	1	2	0	8	8	2	2	11	15					
Nuclear Medicine	0	0	0	0	0	0	0	0	0	2	0	0	2					
Physical Medicine & Rehab.	0	0	3	1	1	5	0	3	3	18	4	6	28					
Psychiatry	4	4	2	5	12	19	0	20	20	108	48	57	213					
Psychiatry - Child & Adolescent	0	0	0	0	0	0	0	0	0	4	4	1	9					
Psychiatry - Forensic	0	0	0	0	0	0	0	0	0	1	1	0	2					
Psychiatry - Geriatric	0	0	1	0	0	1	0	0	0	4	0	0	4					
Public Health & Preventive Medicine	0	0	0	0	0	0	0	0	0	6	5	0	11					
Radiation Oncology	4	4	5	0	4	9	0	19	19	18	2	28	48					
<b>Other Specialty Total</b>	<b>23</b>	<b>23</b>	<b>33</b>	<b>25</b>	<b>64</b>	<b>122</b>	<b>0</b>	<b>189</b>	<b>189</b>	<b>306</b>	<b>125</b>	<b>360</b>	<b>791</b>					
Internal Medicine	16	16	0	0	0	0	0	0	0	145	26	55	226					
Cardiology	5	5	7	9	13	29	0	30	30	20	15	53	88					
Clinical Immunology & Allergy	0	0	0	0	0	0	0	0	0	1	2	0	3					
Dermatology	0	0	0	1	3	4	0	6	6	21	6	14	41					
Endocrinology & Metabolism	1	1	0	2	2	4	0	2	2	5	2	6	13					
Gastroenterology	1	1	2	0	4	6	0	23	23	5	3	32	40					
General Internal Medicine	0	0	3	0	11	14	0	2	2	10	2	15	27					
Geriatric Medicine	0	0	0	0	0	0	0	0	0	3	1	4	8					
Hematology	2	2	4	4	5	13	0	32	32	9	6	40	55					
Infectious Diseases	0	0	1	2	2	5	0	6	6	6	4	8	18					
Medical Oncology	0	0	11	5	6	22	0	33	33	19	6	40	65					
Nephrology	0	0	2	2	6	10	0	28	28	5	4	35	44					
Neurology	0	0	2	5	10	17	0	21	21	20	10	44	74					
Occupational Medicine	0	0	0	0	0	0	0	1	1	1	0	2	3					
Respirology	2	2	3	3	5	11	0	8	8	8	6	15	29					
Rheumatology	3	3	3	1	1	5	0	13	13	10	1	19	30					
<b>Internal Medicine Total</b>	<b>30</b>	<b>30</b>	<b>38</b>	<b>34</b>	<b>68</b>	<b>140</b>	<b>0</b>	<b>205</b>	<b>205</b>	<b>288</b>	<b>94</b>	<b>382</b>	<b>764</b>					
Pediatrics	6	6	1	6	3	10	0	5	5	39	23	30	92					
Adolescent Medicine	0	0	0	0	0	0	0	1	1	2	3	1	6					
Cardiology - Pediatric	0	0	2	0	4	6	0	13	13	4	1	19	24					
Clinical Immunology & Allergy - Pediatric	0	0	0	0	0	0	0	1	1	3	1	2	6					
Critical Care Medicine - Pediatric	0	0	0	3	5	8	0	12	12	0	5	19	24					
Developmental Pediatrics	0	0	0	0	1	1	0	0	0	2	2	2	6					
Emergency Medicine - Pediatric	0	0	0	1	3	4	0	6	6	3	4	9	16					
Endocrinology & Metabolism - Pediatric	0	0	0	0	0	0	0	3	3	1	1	4	6					
Gastroenterology - Pediatric	0	0	0	1	2	3	0	10	10	2	1	12	15					
Hematology / Oncology - Pediatric	3	3	3	1	6	10	0	24	24	5	5	33	43					
Infectious Diseases - Pediatric	1	1	0	1	0	1	0	2	2	2	2	3	7					
Neonatal-Perinatal Medicine	1	1	2	1	10	13	0	25	25	3	3	36	42					
Nephrology - Pediatric	0	0	0	0	1	1	0	5	5	2	1	7	10					
Neurology - Pediatric	4	4	1	2	3	6	0	12	12	6	5	23	34					
Radiology - Pediatric	0	0	0	0	3	3	0	15	15	0	0	20	20					
Respirology - Pediatric	1	1	0	1	0	1	0	6	6	2	1	9	12					
Rheumatology - Pediatric	0	0	0	0	1	1	0	3	3	3	2	5	10					
<b>Pediatrics Total</b>	<b>16</b>	<b>16</b>	<b>9</b>	<b>17</b>	<b>42</b>	<b>68</b>	<b>0</b>	<b>143</b>	<b>143</b>	<b>79</b>	<b>60</b>	<b>234</b>	<b>373</b>					
General Surgery	4	4	4	4	6	14	0	4	4	34	18	30	82					
Cardiac Surgery	3	3	2	0	5	7	0	17	17	5	1	25	31					
Colorectal Surgery	0	0	0	0	1	1	0	0	0	2	2	1	5					
General Surgical Oncology	0	0	1	2	1	4	0	4	4	4	3	6	13					
Gynecologic Oncology	0	0	1	0	0	1	0	1	1	1	1	3	5					
Gyn Reprod Endocrinology & Infertility	0	0	0	0	0	0	0	0	0	1	2	0	3					
Maternal Fetal Medicine	0	0	0	0	3	3	0	10	10	2	2	13	17					
Neurosurgery	2	2	1	1	1	3	0	20	20	15	6	26	47					
Obstetrics & Gynecology	2	2	4	5	5	14	0	11	11	52	12	28	92					
Ophthalmology	7	7	6	3	9	18	0	23	23	24	4	45	73					
Orthopedic Surgery	4	4	14	9	8	31	0	31	31	36	13	58	107					
Otolaryngology - Head & Neck Surgery	1	1	1	1	9	11	0	10	10	15	10	20	45					
Pediatric General Surgery	0	0	0	1	0	1	0	2	2	0	1	4	5					
Plastic Surgery	3	3	3	4	4	11	0	7	7	19	6	15	40					
Thoracic Surgery	0	0	0	0	2	2	0	15	15	1	2	18	21					
Urology	0	0	4	3	2	9	0	18	18	15	10	25	50					
Vascular Surgery	5	5	0	0	1	1	0	3	3	9	1	9	19					
<b>Surgery Total</b>	<b>31</b>	<b>31</b>	<b>41</b>	<b>33</b>	<b>57</b>	<b>131</b>	<b>0</b>	<b>176</b>	<b>176</b>	<b>235</b>	<b>94</b>	<b>326</b>	<b>655</b>					
Anatomical Pathology	0	0	3	2	8	13	0	8	8	12	8	28	48					
Forensic Pathology	0	0	0	0	0	0	0	3	3	0	1	3	4					
Hematological Pathology	1	1	0	0	1	1	0	2	2	0	0	6	6					
Medical Microbiology	0	0	0	0	0	0	0	1	1	0	1	3	4					
Neuropathology	0	0	0	0	0	0	0	0	0	2	1	0	3					
<b>Laboratory Medicine Total</b>	<b>1</b>	<b>1</b>	<b>3</b>	<b>2</b>	<b>9</b>	<b>14</b>	<b>0</b>	<b>14</b>	<b>14</b>	<b>14</b>	<b>11</b>	<b>40</b>	<b>65</b>					
Areas of Focused Competence	0	0	4	3	1	8	0	3	3	4	3	4	11					
Clinician Investigator	0	0	3	2	1	6	0	0	0	54	18	10	82					
Palliative Medicine	0	0	0	0	0	0	0	0	0	2	0	0	2					
<b>Special Program Total</b>	<b>0</b>	<b>0</b>	<b>7</b>	<b>5</b>	<b>2</b>	<b>14</b>	<b>0</b>	<b>3</b>	<b>3</b>	<b>60</b>	<b>21</b>	<b>14</b>	<b>95</b>					
<b>Grand Total</b>	<b>107</b>	<b>107</b>	<b>140</b>	<b>116</b>	<b>243</b>	<b>499</b>	<b>0</b>	<b>731</b>	<b>731</b>	<b>1240</b>	<b>483</b>	<b>1422</b>	<b>3145</b>					

SOURCE: Ontario Postgraduate Registry, November 2018  
 Ontario Physician Human Resources Data Centre  
 Prepared December 2018

Note: Re-entry, Repatriation and International Medical Graduate (IMG) trainees are included in these tables - see Part 3 for details

**Table 1.96 Postgraduate Medical Trainees at Western University by Program, Pool, Source of Medical Degree and Source of Funding**

<b>Western</b>	<b>POOL A</b>									<b>POOL B</b>			
	<b>ONTARIO</b>			<b>OTHER CANADA</b>			<b>OTHER*</b>			<b>TOTAL</b>	<b>OTHER</b>		<b>TOTAL</b>
	<b>CEB</b>	<b>Not CEB</b>	<b>TOTAL</b>	<b>CEB</b>	<b>Not CEB</b>	<b>TOTAL</b>	<b>CEB</b>	<b>Not CEB</b>	<b>TOTAL</b>		<b>CEB</b>	<b>Not CEB</b>	
Family Medicine	104	0	104	15	1	16	7	0	7	127	41	0	41
F.M./ Emergency Medicine	9	1	10	0	0	0	0	0	0	10	1	0	1
<b>Family Medicine Total</b>	<b>113</b>	<b>1</b>	<b>114</b>	<b>15</b>	<b>1</b>	<b>16</b>	<b>7</b>	<b>0</b>	<b>7</b>	<b>137</b>	<b>42</b>	<b>0</b>	<b>42</b>
Anesthesiology	21	1	22	8	0	8	0	0	0	30	5	0	5
Clinical Pharmacology & Toxicology	0	0	0	0	0	0	0	0	0	0	0	0	0
Critical Care Medicine	6	0	6	2	0	2	0	0	0	8	0	0	0
Diagnostic Radiology	16	0	16	3	0	3	0	0	0	19	1	0	1
Emergency Medicine	22	0	22	0	0	0	0	0	0	22	0	0	0
Neuroradiology	0	0	0	0	0	0	0	0	0	0	0	0	0
Nuclear Medicine	1	0	1	0	0	0	0	0	0	1	2	0	2
Pain Medicine	0	0	0	1	0	1	0	0	0	1	1	0	1
Physical Medicine & Rehab.	4	0	4	1	0	1	1	0	1	6	0	0	0
Psychiatry	20	0	20	1	0	1	1	0	1	22	18	0	18
Psychiatry - Child & Adolescent	4	0	4	0	0	0	0	0	0	4	2	0	2
Psychiatry - Geriatric	0	0	0	1	0	1	0	0	0	1	1	0	1
Radiation Oncology	7	0	7	3	0	3	0	0	0	10	0	0	0
<b>Other Specialty Total</b>	<b>101</b>	<b>1</b>	<b>102</b>	<b>20</b>	<b>0</b>	<b>20</b>	<b>2</b>	<b>0</b>	<b>2</b>	<b>124</b>	<b>30</b>	<b>0</b>	<b>30</b>
Internal Medicine	68	0	68	13	0	13	1	0	1	82	26	0	26
Cardiology	6	0	6	1	0	1	0	0	0	7	2	0	2
Clinical Immunology & Allergy	3	0	3	1	0	1	0	0	0	4	1	0	1
Endocrinology & Metabolism	4	0	4	2	0	2	0	0	0	6	1	0	1
Gastroenterology	2	0	2	0	0	0	0	0	0	2	2	0	2
General Internal Medicine	7	0	7	2	0	2	0	0	0	9	1	0	1
Geriatric Medicine	3	0	3	0	0	0	0	0	0	3	1	0	1
Hematology	3	0	3	1	0	1	0	0	0	4	1	0	1
Infectious Diseases	0	0	0	0	0	0	0	0	0	0	0	0	0
Medical Oncology	1	0	1	0	0	0	0	0	0	1	3	0	3
Nephrology	5	0	5	3	0	3	0	0	0	8	1	0	1
Neurology	8	0	8	6	0	6	0	0	0	14	6	0	6
Respirology	3	0	3	1	0	1	0	0	0	4	2	0	2
Rheumatology	3	0	3	2	0	2	0	0	0	5	1	0	1
<b>Internal Medicine Total</b>	<b>116</b>	<b>0</b>	<b>116</b>	<b>32</b>	<b>0</b>	<b>32</b>	<b>1</b>	<b>0</b>	<b>1</b>	<b>149</b>	<b>48</b>	<b>0</b>	<b>48</b>
Pediatrics	18	0	18	9	0	9	0	0	0	27	8	0	8
Critical Care Medicine - Pediatric	0	0	0	0	0	0	0	0	0	0	1	0	1
Emergency Medicine - Pediatric	2	0	2	0	0	0	0	0	0	2	1	0	1
Neonatal-Perinatal Medicine	0	0	0	0	0	0	0	0	0	0	0	0	0
<b>Pediatrics Total</b>	<b>20</b>	<b>0</b>	<b>20</b>	<b>9</b>	<b>0</b>	<b>9</b>	<b>0</b>	<b>0</b>	<b>0</b>	<b>29</b>	<b>10</b>	<b>0</b>	<b>10</b>
General Surgery	20	0	20	2	1	3	0	0	0	23	0	0	0
Cardiac Surgery	2	0	2	1	0	1	0	0	0	3	0	0	0
Gyn Reprod Endocrinology & Infertility	0	0	0	2	0	2	0	0	0	2	0	0	0
Maternal Fetal Medicine	0	0	0	2	0	2	0	0	0	2	1	0	1
Neurosurgery	11	0	11	1	0	1	0	0	0	12	0	0	0
Obstetrics & Gynecology	22	0	22	6	0	6	1	0	1	29	0	0	0
Ophthalmology	9	0	9	1	0	1	0	0	0	10	0	0	0
Orthopedic Surgery	12	0	12	6	0	6	0	0	0	18	6	0	6
Otolaryngology - Head & Neck Surgery	11	0	11	4	1	5	0	0	0	16	0	0	0
Plastic Surgery	10	0	10	0	0	0	0	0	0	10	0	0	0
Thoracic Surgery	0	0	0	2	0	2	0	0	0	2	0	0	0
Urology	9	0	9	3	0	3	0	0	0	12	0	0	0
Vascular Surgery	2	0	2	3	0	3	0	0	0	5	0	0	0
<b>Surgery Total</b>	<b>108</b>	<b>0</b>	<b>108</b>	<b>33</b>	<b>2</b>	<b>35</b>	<b>1</b>	<b>0</b>	<b>1</b>	<b>144</b>	<b>7</b>	<b>0</b>	<b>7</b>
Anatomical Pathology	8	0	8	0	0	0	0	0	0	8	1	0	1
Neuropathology	0	0	0	1	0	1	0	0	0	1	0	0	0
<b>Laboratory Medicine Total</b>	<b>8</b>	<b>0</b>	<b>8</b>	<b>1</b>	<b>0</b>	<b>1</b>	<b>0</b>	<b>0</b>	<b>0</b>	<b>9</b>	<b>1</b>	<b>0</b>	<b>1</b>
Areas of Focused Competence	0	0	0	0	0	0	0	0	0	0	0	0	0
Clinician Investigator	3	0	3	1	0	1	1	0	1	5	0	0	0
<b>Special Program Total</b>	<b>3</b>	<b>0</b>	<b>3</b>	<b>1</b>	<b>0</b>	<b>1</b>	<b>1</b>	<b>0</b>	<b>1</b>	<b>5</b>	<b>0</b>	<b>0</b>	<b>0</b>
<b>Grand Total</b>	<b>469</b>	<b>2</b>	<b>471</b>	<b>111</b>	<b>3</b>	<b>114</b>	<b>12</b>	<b>0</b>	<b>12</b>	<b>597</b>	<b>138</b>	<b>0</b>	<b>138</b>

SOURCE: Ontario Postgraduate Registry, November 2018  
 Ontario Physician Human Resources Data Centre  
 Prepared December 2018

\*OTHER Medical Degree in Pool A refers to LCME accredited U.S. schools. OTHER Medical Degree in remaining pools includes non-LCME accredited / international schools  
 Note: Re-entry, Repatriation and International Medical Graduate (IMG) trainees are included in these tables - see Part 3 for details





**Table 1.96 Postgraduate Medical Trainees at Western University by Program, Pool, Source of Medical Degree and Source of Funding**

<b>Western</b>	<b>POOL C</b>		<b>POOL D</b>				<b>POOL E</b>		<b>TOTALS</b>			<b>GRAND</b>
	<b>OTHER</b>	<b>TOTAL</b>	<b>ONTARIO</b>	<b>OTHER CANADA</b>	<b>OTHER</b>	<b>TOTAL</b>	<b>OTHER</b>	<b>TOTAL</b>	<b>ONTARIO</b>	<b>OTHER CANADA</b>	<b>OTHER</b>	<b>TOTAL</b>
	<i>Not CEB</i>		<i>Not CEB</i>	<i>Not CEB</i>	<i>Not CEB</i>		<i>Not CEB</i>					
Family Medicine	0	0	0	0	0	0	0	0	104	16	48	168
F.M./ Emergency Medicine	0	0	0	0	0	0	0	0	10	0	1	11
<b>Family Medicine Total</b>	<b>0</b>	<b>0</b>	<b>0</b>	<b>0</b>	<b>0</b>	<b>0</b>	<b>0</b>	<b>0</b>	<b>114</b>	<b>16</b>	<b>49</b>	<b>179</b>
Anesthesiology	1	1	2	1	6	9	13	13	24	9	25	58
Clinical Pharmacology & Toxicology	1	1	0	0	0	0	0	0	0	0	1	1
Critical Care Medicine	1	1	0	0	1	1	3	3	6	2	5	13
Diagnostic Radiology	0	0	1	1	1	3	2	2	17	4	4	25
Emergency Medicine	0	0	0	0	0	0	0	0	22	0	0	22
Neuroradiology	0	0	0	0	1	1	1	1	0	0	2	2
Nuclear Medicine	2	2	0	0	2	2	5	5	1	0	11	12
Pain Medicine	0	0	0	0	0	0	0	0	0	1	1	2
Physical Medicine & Rehab.	1	1	0	0	0	0	0	0	4	1	2	7
Psychiatry	1	1	0	0	0	0	0	0	20	1	20	41
Psychiatry - Child & Adolescent	0	0	0	0	0	0	0	0	4	0	2	6
Psychiatry - Geriatric	0	0	0	0	0	0	1	1	0	1	2	3
Radiation Oncology	0	0	0	0	0	0	1	1	7	3	1	11
<b>Other Specialty Total</b>	<b>7</b>	<b>7</b>	<b>3</b>	<b>2</b>	<b>11</b>	<b>16</b>	<b>26</b>	<b>26</b>	<b>105</b>	<b>22</b>	<b>76</b>	<b>203</b>
Internal Medicine	15	15	0	0	0	0	0	0	68	13	42	123
Cardiology	0	0	0	0	4	4	6	6	6	1	12	19
Clinical Immunology & Allergy	0	0	0	0	0	0	0	0	3	1	1	5
Endocrinology & Metabolism	0	0	0	0	0	0	1	1	4	2	2	8
Gastroenterology	4	4	0	1	2	3	5	5	2	1	13	16
General Internal Medicine	0	0	0	0	0	0	0	0	7	2	1	10
Geriatric Medicine	0	0	0	0	0	0	0	0	3	0	1	4
Hematology	0	0	0	0	1	1	0	0	3	1	2	6
Infectious Diseases	0	0	0	0	0	0	1	1	0	0	1	1
Medical Oncology	0	0	0	0	1	1	0	0	1	0	4	5
Nephrology	1	1	2	0	1	3	5	5	7	3	8	18
Neurology	0	0	0	1	1	2	12	12	8	7	19	34
Respirology	0	0	1	0	1	2	2	2	4	1	5	10
Rheumatology	0	0	0	0	0	0	1	1	3	2	2	7
<b>Internal Medicine Total</b>	<b>20</b>	<b>20</b>	<b>3</b>	<b>2</b>	<b>11</b>	<b>16</b>	<b>33</b>	<b>33</b>	<b>119</b>	<b>34</b>	<b>113</b>	<b>266</b>
Pediatrics	0	0	0	0	1	1	2	2	18	9	11	38
Critical Care Medicine - Pediatric	0	0	0	0	0	0	1	1	0	0	2	2
Emergency Medicine - Pediatric	1	1	1	0	0	1	0	0	3	0	2	5
Neonatal-Perinatal Medicine	0	0	0	0	1	1	8	8	0	0	9	9
<b>Pediatrics Total</b>	<b>1</b>	<b>1</b>	<b>1</b>	<b>0</b>	<b>2</b>	<b>3</b>	<b>11</b>	<b>11</b>	<b>21</b>	<b>9</b>	<b>24</b>	<b>54</b>
General Surgery	1	1	1	2	3	6	3	3	21	5	7	33
Cardiac Surgery	4	4	0	0	1	1	3	3	2	1	8	11
Gyn Reprod Endocrinology & Infertility	0	0	0	0	0	0	1	1	0	2	1	3
Maternal Fetal Medicine	0	0	0	0	0	0	0	0	0	2	1	3
Neurosurgery	0	0	0	0	1	1	4	4	11	1	5	17
Obstetrics & Gynecology	0	0	0	1	1	2	0	0	22	7	2	31
Ophthalmology	0	0	0	0	0	0	0	0	9	1	0	10
Orthopedic Surgery	0	0	2	8	3	13	12	12	14	14	21	49
Otolaryngology - Head & Neck Surgery	0	0	0	0	0	0	2	2	11	5	2	18
Plastic Surgery	0	0	0	0	0	0	0	0	10	0	0	10
Thoracic Surgery	0	0	0	0	0	0	2	2	0	2	2	4
Urology	0	0	0	2	2	4	1	1	9	5	3	17
Vascular Surgery	0	0	0	0	0	0	0	0	2	3	0	5
<b>Surgery Total</b>	<b>5</b>	<b>5</b>	<b>3</b>	<b>13</b>	<b>11</b>	<b>27</b>	<b>28</b>	<b>28</b>	<b>111</b>	<b>48</b>	<b>52</b>	<b>211</b>
Anatomical Pathology	1	1	1	0	1	2	0	0	9	0	3	12
Neuropathology	1	1	0	0	1	1	1	1	0	1	3	4
<b>Laboratory Medicine Total</b>	<b>2</b>	<b>2</b>	<b>1</b>	<b>0</b>	<b>2</b>	<b>3</b>	<b>1</b>	<b>1</b>	<b>9</b>	<b>1</b>	<b>6</b>	<b>16</b>
Areas of Focused Competence	0	0	2	0	0	2	0	0	2	0	0	2
Clinician Investigator	0	0	0	0	0	0	0	0	3	1	1	5
<b>Special Program Total</b>	<b>0</b>	<b>0</b>	<b>2</b>	<b>0</b>	<b>0</b>	<b>2</b>	<b>0</b>	<b>0</b>	<b>5</b>	<b>1</b>	<b>1</b>	<b>7</b>
<b>Grand Total</b>	<b>35</b>	<b>35</b>	<b>13</b>	<b>17</b>	<b>37</b>	<b>67</b>	<b>99</b>	<b>99</b>	<b>484</b>	<b>131</b>	<b>321</b>	<b>936</b>

SOURCE: Ontario Postgraduate Registry, November 2018  
 Ontario Physician Human Resources Data Centre  
 Prepared December 2018

Note: Re-entry, Repatriation and International Medical Graduate (IMG) trainees are included in these tables - see Part 3 for details





## PART 2

Please note that as of 2017, Part 2 containing the Full-Time Equivalent (FTE) Statistics will no longer be included in this report.

If you would like FTE information, please request this by completing the data request form on our website at <http://www.ophrdc.org/contact-us/>.



# **PART 3**

## **Reports on the Complement of ReEntry, Repatriation and International Medical Graduate Trainees in Ontario**

**NOVEMBER 1, 2018 POINT CENSUS**



# **PART 3A**

## **ONTARIO POSTGRADUATE MEDICAL TRAINEE REENTRY STATISTICS**

### **INTRODUCTION:**

The ReEntry program allows limited numbers of Canadian graduates to re-enter the postgraduate system in order to further their training. Graduates from the ReEntry program provide service in underserviced areas of the province for a designated time following completion of their training.

The data presented in this section detail the enrolment of ReEntry trainees in Ontario medical schools. The reports are produced for the November 1, 2018 point census. Reports are no longer included for the full-time equivalent enrolments of these trainees over the 2018 / 2019 academic year. If you would like these reports, please submit the form found on our website at <http://www.ophrdc.org/contact-us/>. The methodology used in Part 3 is the same as for Part 1.





**Table 3.00 ReEntry Trainees in ONTARIO by Level of Training, University and Sex**

Level	<i>McMaster</i>			<i>NOSM</i>			<i>Ottawa</i>					
	Female	Male	Total	Female	Male	Total	Female	Male	Total			
PGY - 1	0	0	0	0	0	0	0	0	0			
PGY - 2	0	0	0	0	0	0	0	0	0			
PGY - 3	0	0	0	0	0	0	1	0	1			
PGY - 4	0	0	0	0	0	0	0	0	0			
PGY - 5	0	0	0	0	0	0	0	0	0			
PGY - 6	0	0	0	0	0	0	0	0	0			
PGY - 7	0	0	0	0	0	0	0	0	0			
<b>Grand Total</b>	<b>0</b>	<b>0</b>	<b>0</b>	<b>0</b>	<b>0</b>	<b>0</b>	<b>1</b>	<b>0</b>	<b>1</b>			

Level	<i>Queen's</i>			<i>Toronto</i>			<i>Western</i>			<i>All Universities</i>		Grand Total
	Female	Male	Total	Female	Male	Total	Female	Male	Total	Female	Male	
PGY - 1	0	0	0	0	0	0	1	4	5	1	4	5
PGY - 2	0	0	0	0	0	0	0	0	0	0	0	0
PGY - 3	0	0	0	1	2	3	0	0	0	2	2	4
PGY - 4	0	0	0	1	0	1	0	0	0	1	0	1
PGY - 5	0	1	1	0	1	1	0	0	0	0	2	2
PGY - 6	0	0	0	0	0	0	0	0	0	0	0	0
PGY - 7	0	0	0	0	0	0	0	0	0	0	0	0
<b>Grand Total</b>	<b>0</b>	<b>1</b>	<b>1</b>	<b>2</b>	<b>3</b>	<b>5</b>	<b>1</b>	<b>4</b>	<b>5</b>	<b>4</b>	<b>8</b>	<b>12</b>

SOURCE: Ontario Postgraduate Registry, November 2018  
 Ontario Physician Human Resources Data Centre  
 Prepared December 2018

Note: IMG trainees may be included in ReEntry counts

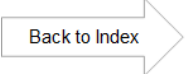
**Table 3.01 ReEntry Trainees in ONTARIO by Program, University and Level of Training**

	McMaster						NOSM						Ottawa					
	PGY - 1	PGY - 2	PGY - 3	PGY - 4	PGY - 5	Total	PGY - 1	PGY - 2	PGY - 3	PGY - 4	PGY - 5	Total	PGY - 1	PGY - 2	PGY - 3	PGY - 4	PGY - 5	Total
Family Medicine	0	0	0	0	0	0	0	0	0	0	0	0	0	0	1	0	0	0
<b>Family Medicine Total</b>	<b>0</b>	<b>0</b>	<b>0</b>	<b>0</b>	<b>0</b>	<b>0</b>	<b>0</b>	<b>0</b>	<b>0</b>	<b>0</b>	<b>0</b>	<b>0</b>	<b>0</b>	<b>0</b>	<b>1</b>	<b>0</b>	<b>0</b>	<b>1</b>
Anesthesiology	0	0	0	0	0	0	0	0	0	0	0	0	0	0	0	0	0	0
Critical Care Medicine	0	0	0	0	0	0	0	0	0	0	0	0	0	0	0	0	0	0
<b>Other Specialty Total</b>	<b>0</b>	<b>0</b>	<b>0</b>	<b>0</b>	<b>0</b>	<b>0</b>	<b>0</b>	<b>0</b>	<b>0</b>	<b>0</b>	<b>0</b>	<b>0</b>	<b>0</b>	<b>0</b>	<b>0</b>	<b>0</b>	<b>0</b>	<b>0</b>
Internal Medicine	0	0	0	0	0	0	0	0	0	0	0	0	0	0	0	0	0	0
Dermatology	0	0	0	0	0	0	0	0	0	0	0	0	0	0	0	0	0	0
<b>Internal Medicine Total</b>	<b>0</b>	<b>0</b>	<b>0</b>	<b>0</b>	<b>0</b>	<b>0</b>	<b>0</b>	<b>0</b>	<b>0</b>	<b>0</b>	<b>0</b>	<b>0</b>	<b>0</b>	<b>0</b>	<b>0</b>	<b>0</b>	<b>0</b>	<b>0</b>
Anatomical Pathology	0	0	0	0	0	0	0	0	0	0	0	0	0	0	0	0	0	0
<b>Laboratory Medicine Total</b>	<b>0</b>	<b>0</b>	<b>0</b>	<b>0</b>	<b>0</b>	<b>0</b>	<b>0</b>	<b>0</b>	<b>0</b>	<b>0</b>	<b>0</b>	<b>0</b>	<b>0</b>	<b>0</b>	<b>0</b>	<b>0</b>	<b>0</b>	<b>0</b>
<b>Grand Total</b>	<b>0</b>	<b>0</b>	<b>0</b>	<b>0</b>	<b>0</b>	<b>0</b>	<b>0</b>	<b>0</b>	<b>0</b>	<b>0</b>	<b>0</b>	<b>0</b>	<b>0</b>	<b>0</b>	<b>1</b>	<b>0</b>	<b>0</b>	<b>1</b>

	Queen's						Toronto						Western						All Universities					Grand Total	
	PGY - 1	PGY - 2	PGY - 3	PGY - 4	PGY - 5	Total	PGY - 1	PGY - 2	PGY - 3	PGY - 4	PGY - 5	Total	PGY - 1	PGY - 2	PGY - 3	PGY - 4	PGY - 5	Total	PGY - 1	PGY - 2	PGY - 3	PGY - 4	PGY - 5		
Family Medicine	0	0	0	0	0	0	0	0	0	0	0	0	3	0	0	0	0	0	3	3	0	1	0	0	4
<b>Family Medicine Total</b>	<b>0</b>	<b>0</b>	<b>0</b>	<b>0</b>	<b>0</b>	<b>0</b>	<b>0</b>	<b>0</b>	<b>0</b>	<b>0</b>	<b>0</b>	<b>0</b>	<b>3</b>	<b>0</b>	<b>0</b>	<b>0</b>	<b>0</b>	<b>3</b>	<b>3</b>	<b>0</b>	<b>1</b>	<b>0</b>	<b>0</b>	<b>4</b>	
Anesthesiology	0	0	0	0	1	1	0	0	1	0	0	1	0	0	0	0	0	0	0	0	0	1	0	1	2
Critical Care Medicine	0	0	0	0	0	0	0	0	0	0	1	1	0	0	0	0	0	0	0	0	0	0	0	1	1
<b>Other Specialty Total</b>	<b>0</b>	<b>0</b>	<b>0</b>	<b>0</b>	<b>1</b>	<b>1</b>	<b>0</b>	<b>0</b>	<b>1</b>	<b>0</b>	<b>1</b>	<b>2</b>	<b>0</b>	<b>0</b>	<b>0</b>	<b>0</b>	<b>0</b>	<b>0</b>	<b>0</b>	<b>0</b>	<b>1</b>	<b>0</b>	<b>2</b>	<b>3</b>	
Internal Medicine	0	0	0	0	0	0	0	0	1	0	0	1	2	0	0	0	0	2	2	0	1	0	0	3	
Dermatology	0	0	0	0	0	0	0	0	1	0	0	1	0	0	0	0	0	0	0	0	1	0	0	1	
<b>Internal Medicine Total</b>	<b>0</b>	<b>0</b>	<b>0</b>	<b>0</b>	<b>0</b>	<b>0</b>	<b>0</b>	<b>0</b>	<b>2</b>	<b>0</b>	<b>0</b>	<b>2</b>	<b>2</b>	<b>0</b>	<b>0</b>	<b>0</b>	<b>0</b>	<b>2</b>	<b>2</b>	<b>0</b>	<b>2</b>	<b>0</b>	<b>0</b>	<b>4</b>	
Anatomical Pathology	0	0	0	0	0	0	0	0	0	1	0	1	0	0	0	0	0	0	0	0	0	1	0	1	
<b>Laboratory Medicine Total</b>	<b>0</b>	<b>0</b>	<b>0</b>	<b>0</b>	<b>0</b>	<b>0</b>	<b>0</b>	<b>0</b>	<b>0</b>	<b>1</b>	<b>0</b>	<b>1</b>	<b>0</b>	<b>0</b>	<b>0</b>	<b>0</b>	<b>0</b>	<b>0</b>	<b>0</b>	<b>0</b>	<b>0</b>	<b>1</b>	<b>0</b>	<b>1</b>	
<b>Grand Total</b>	<b>0</b>	<b>0</b>	<b>0</b>	<b>0</b>	<b>1</b>	<b>1</b>	<b>0</b>	<b>0</b>	<b>3</b>	<b>1</b>	<b>1</b>	<b>5</b>	<b>5</b>	<b>0</b>	<b>0</b>	<b>0</b>	<b>0</b>	<b>5</b>	<b>5</b>	<b>0</b>	<b>4</b>	<b>1</b>	<b>2</b>	<b>12</b>	

SOURCE: Ontario Postgraduate Registry, November 2018  
 Ontario Physician Human Resources Data Centre  
 Prepared December 2018

Note: IMG trainees may be included in ReEntry counts



**Table 3.02 ReEntry Trainees in Ontario by Program, Pool and Level of Training**

<b>ONTARIO</b>	<b>POOL A</b>						<b>POOL B</b>						<b>Grand Total</b>
	<i>PGY-1</i>	<i>PGY-2</i>	<i>PGY-3</i>	<i>PGY-4</i>	<i>PGY-5</i>	<b>Total</b>	<i>PGY-1</i>	<i>PGY-2</i>	<i>PGY-3</i>	<i>PGY-4</i>	<i>PGY-5</i>	<b>Total</b>	
Family Medicine	3	0	1	0	0	4	0	0	0	0	0	0	4
<b>Family Medicine Total</b>	<b>3</b>	<b>0</b>	<b>1</b>	<b>0</b>	<b>0</b>	<b>4</b>	<b>0</b>	<b>0</b>	<b>0</b>	<b>0</b>	<b>0</b>	<b>0</b>	<b>4</b>
Anesthesiology	0	0	1	0	1	2	0	0	0	0	0	0	2
Critical Care Medicine	0	0	0	0	0	0	0	0	0	0	1	1	1
<b>Other Specialty Total</b>	<b>0</b>	<b>0</b>	<b>1</b>	<b>0</b>	<b>1</b>	<b>2</b>	<b>0</b>	<b>0</b>	<b>0</b>	<b>0</b>	<b>1</b>	<b>1</b>	<b>3</b>
Internal Medicine	2	0	1	0	0	3	0	0	0	0	0	0	3
Dermatology	0	0	1	0	0	1	0	0	0	0	0	0	1
<b>Internal Medicine Total</b>	<b>2</b>	<b>0</b>	<b>2</b>	<b>0</b>	<b>0</b>	<b>4</b>	<b>0</b>	<b>0</b>	<b>0</b>	<b>0</b>	<b>0</b>	<b>0</b>	<b>4</b>
Anatomical Pathology	0	0	0	1	0	1	0	0	0	0	0	0	1
<b>Laboratory Medicine Total</b>	<b>0</b>	<b>0</b>	<b>0</b>	<b>1</b>	<b>0</b>	<b>1</b>	<b>0</b>	<b>0</b>	<b>0</b>	<b>0</b>	<b>0</b>	<b>0</b>	<b>1</b>
<b>Grand Total</b>	<b>5</b>	<b>0</b>	<b>4</b>	<b>1</b>	<b>1</b>	<b>11</b>	<b>0</b>	<b>0</b>	<b>0</b>	<b>0</b>	<b>1</b>	<b>1</b>	<b>12</b>

SOURCE: Ontario Postgraduate Registry, November 2018  
 Ontario Physician Human Resources Data Centre  
 Prepared December 2018

Note: IMG trainees may be included in ReEntry counts

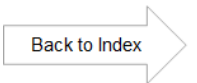


Table 3.03 ReEntry Trainees in ONTARIO by Program, University and Source of Medical Degree

	McMaster				NOSM				Ottawa			
	ONT	OTHCAN	OTHER	Total	ONT	OTHCAN	OTHER	Total	ONT	OTHCAN	OTHER	Total
Family Medicine	0	0	0	0	0	0	0	0	1	0	0	1
<b>Family Medicine Total</b>	<b>0</b>	<b>0</b>	<b>0</b>	<b>0</b>	<b>0</b>	<b>0</b>	<b>0</b>	<b>0</b>	<b>1</b>	<b>0</b>	<b>0</b>	<b>1</b>
Anesthesiology	0	0	0	0	0	0	0	0	0	0	0	0
Critical Care Medicine	0	0	0	0	0	0	0	0	0	0	0	0
<b>Other Specialty Total</b>	<b>0</b>	<b>0</b>	<b>0</b>	<b>0</b>	<b>0</b>	<b>0</b>	<b>0</b>	<b>0</b>	<b>0</b>	<b>0</b>	<b>0</b>	<b>0</b>
Internal Medicine	0	0	0	0	0	0	0	0	0	0	0	0
Dermatology	0	0	0	0	0	0	0	0	0	0	0	0
<b>Internal Medicine Total</b>	<b>0</b>	<b>0</b>	<b>0</b>	<b>0</b>	<b>0</b>	<b>0</b>	<b>0</b>	<b>0</b>	<b>0</b>	<b>0</b>	<b>0</b>	<b>0</b>
Anatomical Pathology	0	0	0	0	0	0	0	0	0	0	0	0
<b>Laboratory Medicine Total</b>	<b>0</b>	<b>0</b>	<b>0</b>	<b>0</b>	<b>0</b>	<b>0</b>	<b>0</b>	<b>0</b>	<b>0</b>	<b>0</b>	<b>0</b>	<b>0</b>
<b>Grand Total</b>	<b>0</b>	<b>0</b>	<b>0</b>	<b>0</b>	<b>0</b>	<b>0</b>	<b>0</b>	<b>0</b>	<b>1</b>	<b>0</b>	<b>0</b>	<b>1</b>

	Queen's				Toronto				Western				All Universities			Grand Total
	ONT	OTHCAN	OTHER	Total	ONT	OTHCAN	OTHER	Total	ONT	OTHCAN	OTHER	Total	ONT	OTHCAN	OTHER	
Family Medicine	0	0	0	0	0	0	0	0	3	0	0	3	4	0	0	4
<b>Family Medicine Total</b>	<b>0</b>	<b>0</b>	<b>0</b>	<b>0</b>	<b>0</b>	<b>0</b>	<b>0</b>	<b>0</b>	<b>3</b>	<b>0</b>	<b>0</b>	<b>3</b>	<b>4</b>	<b>0</b>	<b>0</b>	<b>4</b>
Anesthesiology	0	1	0	1	1	0	0	1	0	0	0	0	1	1	0	2
Critical Care Medicine	0	0	0	0	0	0	1	1	0	0	0	0	0	0	1	1
<b>Other Specialty Total</b>	<b>0</b>	<b>1</b>	<b>0</b>	<b>1</b>	<b>1</b>	<b>0</b>	<b>1</b>	<b>2</b>	<b>0</b>	<b>0</b>	<b>0</b>	<b>0</b>	<b>1</b>	<b>1</b>	<b>1</b>	<b>3</b>
Internal Medicine	0	0	0	0	0	1	0	1	2	0	0	2	2	1	0	3
Dermatology	0	0	0	0	1	0	0	1	0	0	0	0	1	0	0	1
<b>Internal Medicine Total</b>	<b>0</b>	<b>0</b>	<b>0</b>	<b>0</b>	<b>1</b>	<b>1</b>	<b>0</b>	<b>2</b>	<b>2</b>	<b>0</b>	<b>0</b>	<b>2</b>	<b>3</b>	<b>1</b>	<b>0</b>	<b>4</b>
Anatomical Pathology	0	0	0	0	1	0	0	1	0	0	0	0	1	0	0	1
<b>Laboratory Medicine Total</b>	<b>0</b>	<b>0</b>	<b>0</b>	<b>0</b>	<b>1</b>	<b>0</b>	<b>0</b>	<b>1</b>	<b>0</b>	<b>0</b>	<b>0</b>	<b>0</b>	<b>0</b>	<b>0</b>	<b>0</b>	<b>1</b>
<b>Grand Total</b>	<b>0</b>	<b>1</b>	<b>0</b>	<b>1</b>	<b>3</b>	<b>1</b>	<b>1</b>	<b>5</b>	<b>5</b>	<b>0</b>	<b>0</b>	<b>5</b>	<b>9</b>	<b>2</b>	<b>1</b>	<b>12</b>

SOURCE: Ontario Postgraduate Registry, November 2018  
 Ontario Physician Human Resources Data Centre  
 Prepared December 2018

Note: IMG trainees may be included in ReEntry counts



# **PART 3B**

## **ONTARIO POSTGRADUATE MEDICAL TRAINEE REPATRIATION STATISTICS**

### **INTRODUCTION:**

The Repatriation program offers additional years of training for Canadian graduates who have completed their U.S. postgraduate training and require additional training to meet Canadian certification requirements.

The data presented in this section detail the enrolment of Repatriation trainees in Ontario medical schools. Reports are produced for the November 1, 2018 point census. The full-time equivalent enrolments of these trainees over the 2018 / 2019 academic year will no longer be included as part of this report. If you would like FTE information, please request this by completing the data request form on our website at <http://www.ophrdc.org/contact-us/>. The methodology used in Part 3 is the same as for Parts 1 and 2.



**Table 3.20 Repatriation Trainees in ONTARIO by Level of Training, University and Sex**

	<b>McMaster</b>			<b>NOSM</b>			<b>Ottawa</b>				
	<i>Female</i>	<i>Male</i>	<b>Total</b>	<i>Female</i>	<i>Male</i>	<b>Total</b>	<i>Female</i>	<i>Male</i>	<b>Total</b>		
PGY - 1	0	0	<b>0</b>	0	0	<b>0</b>	0	0	<b>0</b>		
PGY - 2	0	0	<b>0</b>	0	0	<b>0</b>	0	0	<b>0</b>		
PGY - 3	1	0	<b>1</b>	0	0	<b>0</b>	0	0	<b>0</b>		
PGY - 4	0	0	<b>0</b>	0	0	<b>0</b>	0	0	<b>0</b>		
PGY - 5	1	1	<b>2</b>	0	0	<b>0</b>	0	0	<b>0</b>		
<b>Grand Total</b>	<b>2</b>	<b>1</b>	<b>3</b>	<b>0</b>	<b>0</b>	<b>0</b>	<b>0</b>	<b>0</b>	<b>0</b>		

	<b>Queen's</b>			<b>Toronto</b>			<b>Western</b>			<b>All Universities</b>		<b>Grand Total</b>
	<i>Female</i>	<i>Male</i>	<b>Total</b>	<i>Female</i>	<i>Male</i>	<b>Total</b>	<i>Female</i>	<i>Male</i>	<b>Total</b>	<i>Female</i>	<i>Male</i>	
PGY - 1	0	0	<b>0</b>	0	0	<b>0</b>	0	0	<b>0</b>	<b>0</b>	<b>0</b>	<b>0</b>
PGY - 2	0	0	<b>0</b>	0	0	<b>0</b>	0	0	<b>0</b>	<b>0</b>	<b>0</b>	<b>0</b>
PGY - 3	0	0	<b>0</b>	0	0	<b>0</b>	0	0	<b>0</b>	<b>1</b>	<b>0</b>	<b>1</b>
PGY - 4	1	0	<b>1</b>	1	0	<b>1</b>	0	0	<b>0</b>	<b>2</b>	<b>0</b>	<b>2</b>
PGY - 5	0	0	<b>0</b>	1	0	<b>1</b>	1	0	<b>1</b>	<b>3</b>	<b>1</b>	<b>4</b>
<b>Grand Total</b>	<b>1</b>	<b>0</b>	<b>1</b>	<b>2</b>	<b>0</b>	<b>2</b>	<b>1</b>	<b>0</b>	<b>1</b>	<b>6</b>	<b>1</b>	<b>7</b>

SOURCE: Ontario Postgraduate Registry, November 2018  
 Ontario Physician Human Resources Data Centre  
 Prepared December 2018

Note: IMG trainees may be included in Repatriation counts

**Table 3.21 Repatriation Trainees in ONTARIO by Program, University and Level of Training**


	<i>McMaster</i>						<i>NOSM</i>						<i>Ottawa</i>										
	<i>PGY-1</i>	<i>PGY-2</i>	<i>PGY-3</i>	<i>PGY-4</i>	<i>PGY-5</i>	<i>Total</i>	<i>PGY-1</i>	<i>PGY-2</i>	<i>PGY-3</i>	<i>PGY-4</i>	<i>PGY-5</i>	<i>Total</i>	<i>PGY-1</i>	<i>PGY-2</i>	<i>PGY-3</i>	<i>PGY-4</i>	<i>PGY-5</i>	<i>Total</i>					
Anesthesiology	0	0	0	0	1	1	0	0	0	0	0	0	0	0	0	0	0	0					
<b>Other Specialty Total</b>	<b>0</b>	<b>0</b>	<b>0</b>	<b>0</b>	<b>1</b>	<b>1</b>	<b>0</b>	<b>0</b>	<b>0</b>	<b>0</b>	<b>0</b>	<b>0</b>	<b>0</b>	<b>0</b>	<b>0</b>	<b>0</b>	<b>0</b>	<b>0</b>					
Gastroenterology	0	0	0	0	0	0	0	0	0	0	0	0	0	0	0	0	0	0					
General Internal Medicine	0	0	0	0	0	0	0	0	0	0	0	0	0	0	0	0	0	0					
Geriatric Medicine	0	0	0	0	1	1	0	0	0	0	0	0	0	0	0	0	0	0					
<b>Internal Medicine Total</b>	<b>0</b>	<b>0</b>	<b>0</b>	<b>0</b>	<b>1</b>	<b>1</b>	<b>0</b>	<b>0</b>	<b>0</b>	<b>0</b>	<b>0</b>	<b>0</b>	<b>0</b>	<b>0</b>	<b>0</b>	<b>0</b>	<b>0</b>	<b>0</b>					
Pediatrics	0	0	1	0	0	1	0	0	0	0	0	0	0	0	0	0	0	0					
<b>Pediatrics Total</b>	<b>0</b>	<b>0</b>	<b>1</b>	<b>0</b>	<b>0</b>	<b>1</b>	<b>0</b>	<b>0</b>	<b>0</b>	<b>0</b>	<b>0</b>	<b>0</b>	<b>0</b>	<b>0</b>	<b>0</b>	<b>0</b>	<b>0</b>	<b>0</b>					
<b>Grand Total</b>	<b>0</b>	<b>0</b>	<b>1</b>	<b>0</b>	<b>2</b>	<b>3</b>	<b>0</b>	<b>0</b>	<b>0</b>	<b>0</b>	<b>0</b>	<b>0</b>	<b>0</b>	<b>0</b>	<b>0</b>	<b>0</b>	<b>0</b>	<b>0</b>					

	<i>Queen's</i>						<i>Toronto</i>						<i>Western</i>						<i>All Universities</i>					<i>Grand Total</i>
	<i>PGY-1</i>	<i>PGY-2</i>	<i>PGY-3</i>	<i>PGY-4</i>	<i>PGY-5</i>	<i>Total</i>	<i>PGY-1</i>	<i>PGY-2</i>	<i>PGY-3</i>	<i>PGY-4</i>	<i>PGY-5</i>	<i>Total</i>	<i>PGY-1</i>	<i>PGY-2</i>	<i>PGY-3</i>	<i>PGY-4</i>	<i>PGY-5</i>	<i>Total</i>	<i>PGY-1</i>	<i>PGY-2</i>	<i>PGY-3</i>	<i>PGY-4</i>	<i>PGY-5</i>	
Anesthesiology	0	0	0	0	0	0	0	0	0	0	0	0	0	0	0	0	0	0	0	0	0	0	0	1
<b>Other Specialty Total</b>	<b>0</b>	<b>0</b>	<b>0</b>	<b>0</b>	<b>0</b>	<b>0</b>	<b>0</b>	<b>0</b>	<b>0</b>	<b>0</b>	<b>0</b>	<b>0</b>	<b>0</b>	<b>0</b>	<b>0</b>	<b>0</b>	<b>0</b>	<b>0</b>	<b>0</b>	<b>0</b>	<b>0</b>	<b>0</b>	<b>0</b>	<b>1</b>
Gastroenterology	0	0	0	0	0	0	0	0	0	1	0	1	0	0	0	0	0	0	0	0	0	1	0	1
General Internal Medicine	0	0	0	1	0	1	0	0	0	0	0	0	0	0	0	0	0	0	0	0	0	1	0	1
Geriatric Medicine	0	0	0	0	0	0	0	0	0	0	1	1	0	0	0	0	1	1	0	0	0	0	3	3
<b>Internal Medicine Total</b>	<b>0</b>	<b>0</b>	<b>0</b>	<b>1</b>	<b>0</b>	<b>1</b>	<b>0</b>	<b>0</b>	<b>0</b>	<b>1</b>	<b>1</b>	<b>2</b>	<b>0</b>	<b>0</b>	<b>0</b>	<b>0</b>	<b>1</b>	<b>1</b>	<b>0</b>	<b>0</b>	<b>0</b>	<b>2</b>	<b>3</b>	<b>5</b>
Pediatrics	0	0	0	0	0	0	0	0	0	0	0	0	0	0	0	0	0	0	0	0	1	0	0	1
<b>Pediatrics Total</b>	<b>0</b>	<b>0</b>	<b>0</b>	<b>0</b>	<b>0</b>	<b>0</b>	<b>0</b>	<b>0</b>	<b>0</b>	<b>0</b>	<b>0</b>	<b>0</b>	<b>0</b>	<b>0</b>	<b>0</b>	<b>0</b>	<b>0</b>	<b>0</b>	<b>0</b>	<b>0</b>	<b>1</b>	<b>0</b>	<b>0</b>	<b>1</b>
<b>Grand Total</b>	<b>0</b>	<b>0</b>	<b>0</b>	<b>1</b>	<b>0</b>	<b>1</b>	<b>0</b>	<b>0</b>	<b>0</b>	<b>1</b>	<b>1</b>	<b>2</b>	<b>0</b>	<b>0</b>	<b>0</b>	<b>0</b>	<b>1</b>	<b>1</b>	<b>0</b>	<b>0</b>	<b>1</b>	<b>2</b>	<b>4</b>	<b>7</b>

SOURCE: Ontario Postgraduate Registry, November 2018  
 Ontario Physician Human Resources Data Centre  
 Prepared December 2018

Note: IMG trainees may be included in Repatriation counts

Back to Index 



**Table 3.22 Repatriation Trainees in ONTARIO by Program, Pool and University**

	<i>Pool A</i>							<i>Pool B</i>							<i>Grand</i>	
	<i>McMaster</i>	<i>NOSM</i>	<i>Ottawa</i>	<i>Queen's</i>	<i>Toronto</i>	<i>Western</i>	<i>Total</i>	<i>McMaster</i>	<i>NOSM</i>	<i>Ottawa</i>	<i>Queen's</i>	<i>Toronto</i>	<i>Western</i>	<i>Total</i>	<i>Total</i>	
Anesthesiology	0	0	0	0	0	0	0	1	0	0	0	0	0	0	1	1
<b>Other Specialty Total</b>	<b>0</b>	<b>0</b>	<b>0</b>	<b>0</b>	<b>0</b>	<b>0</b>	<b>0</b>	<b>1</b>	<b>0</b>	<b>0</b>	<b>0</b>	<b>0</b>	<b>0</b>	<b>0</b>	<b>1</b>	<b>1</b>
Gastroenterology	0	0	0	0	0	0	0	0	0	0	0	1	0	0	1	1
General Internal Medicine	0	0	0	0	0	0	0	0	0	0	1	0	0	0	1	1
Geriatric Medicine	0	0	0	0	0	0	0	1	0	0	0	1	1	0	3	3
<b>Internal MedicineTotal</b>	<b>0</b>	<b>0</b>	<b>0</b>	<b>0</b>	<b>0</b>	<b>0</b>	<b>0</b>	<b>1</b>	<b>0</b>	<b>0</b>	<b>1</b>	<b>2</b>	<b>1</b>	<b>5</b>	<b>5</b>	
Pediatrics	0	0	0	0	0	0	0	1	0	0	0	0	0	0	1	1
<b>Pediatrics Total</b>	<b>0</b>	<b>0</b>	<b>0</b>	<b>0</b>	<b>0</b>	<b>0</b>	<b>0</b>	<b>1</b>	<b>0</b>	<b>0</b>	<b>0</b>	<b>0</b>	<b>0</b>	<b>1</b>	<b>1</b>	
<b>Grand Total</b>	<b>0</b>	<b>0</b>	<b>0</b>	<b>0</b>	<b>0</b>	<b>0</b>	<b>0</b>	<b>3</b>	<b>0</b>	<b>0</b>	<b>1</b>	<b>2</b>	<b>1</b>	<b>7</b>	<b>7</b>	

SOURCE: Ontario Postgraduate Registry, November 2018  
 Ontario Physician Human Resources Data Centre  
 Prepared December 2018

Note: IMG trainees may be included in ReEntry counts



**Table 3.23 Repatriation Trainees in ONTARIO by Program, University and Source of Medical Degree**

	McMaster				NOSM				Ottawa			
	ONT	OTHCAN	OTHER	Total	ONT	OTHCAN	OTHER	Total	ONT	OTHCAN	OTHER	Total
Anesthesiology	0	0	1	1	0	0	0	0	0	0	0	0
<b>Other Specialty Total</b>	<b>0</b>	<b>0</b>	<b>1</b>	<b>1</b>	<b>0</b>	<b>0</b>	<b>0</b>	<b>0</b>	<b>0</b>	<b>0</b>	<b>0</b>	<b>0</b>
Gastroenterology	0	0	0	0	0	0	0	0	0	0	0	0
General Internal Medicine	0	0	0	0	0	0	0	0	0	0	0	0
Geriatric Medicine	0	0	1	1	0	0	0	0	0	0	0	0
<b>Internal Medicine Total</b>	<b>0</b>	<b>0</b>	<b>1</b>	<b>1</b>	<b>0</b>	<b>0</b>	<b>0</b>	<b>0</b>	<b>0</b>	<b>0</b>	<b>0</b>	<b>0</b>
Pediatrics	0	0	1	1	0	0	0	0	0	0	0	0
<b>Pediatrics Total</b>	<b>0</b>	<b>0</b>	<b>1</b>	<b>1</b>	<b>0</b>	<b>0</b>	<b>0</b>	<b>0</b>	<b>0</b>	<b>0</b>	<b>0</b>	<b>0</b>
<b>Grand Total</b>	<b>0</b>	<b>0</b>	<b>3</b>	<b>3</b>	<b>0</b>	<b>0</b>	<b>0</b>	<b>0</b>	<b>0</b>	<b>0</b>	<b>0</b>	<b>0</b>

	Queen's				Toronto				Western				All Universities			Grand Total	
	ONT	OTHCAN	OTHER	Total	ONT	OTHCAN	OTHER	Total	ONT	OTHCAN	OTHER	Total	ONT	OTHCAN	OTHER	Total	
Anesthesiology	0	0	0	0	0	0	0	0	0	0	0	0	0	0	0	1	1
<b>Other Specialty Total</b>	<b>0</b>	<b>0</b>	<b>0</b>	<b>0</b>	<b>0</b>	<b>0</b>	<b>0</b>	<b>0</b>	<b>0</b>	<b>0</b>	<b>0</b>	<b>0</b>	<b>0</b>	<b>0</b>	<b>0</b>	<b>1</b>	<b>1</b>
Gastroenterology	0	0	0	0	0	0	1	1	0	0	0	0	0	0	0	1	1
General Internal Medicine	0	0	1	1	0	0	0	0	0	0	0	0	0	0	0	1	1
Geriatric Medicine	0	0	0	0	0	0	1	1	0	0	1	1	0	0	0	3	3
<b>Internal Medicine Total</b>	<b>0</b>	<b>0</b>	<b>1</b>	<b>1</b>	<b>0</b>	<b>0</b>	<b>2</b>	<b>2</b>	<b>0</b>	<b>0</b>	<b>1</b>	<b>1</b>	<b>0</b>	<b>0</b>	<b>0</b>	<b>5</b>	<b>5</b>
Pediatrics	0	0	0	0	0	0	0	0	0	0	0	0	0	0	0	1	1
<b>Pediatrics Total</b>	<b>0</b>	<b>0</b>	<b>0</b>	<b>0</b>	<b>0</b>	<b>0</b>	<b>0</b>	<b>0</b>	<b>0</b>	<b>0</b>	<b>0</b>	<b>0</b>	<b>0</b>	<b>0</b>	<b>0</b>	<b>1</b>	<b>1</b>
<b>Grand Total</b>	<b>0</b>	<b>0</b>	<b>1</b>	<b>1</b>	<b>0</b>	<b>0</b>	<b>2</b>	<b>2</b>	<b>0</b>	<b>0</b>	<b>1</b>	<b>1</b>	<b>0</b>	<b>0</b>	<b>0</b>	<b>7</b>	<b>7</b>

SOURCE: Ontario Postgraduate Registry, November 2018  
 Ontario Physician Human Resources Data Centre  
 Prepared December 2018

Note: IMG trainees may be included in ReEntry counts

[Back to Index](#)

# PART 3C

## ONTARIO POSTGRADUATE MEDICAL TRAINEE INTERNATIONAL MEDICAL GRADUATE (IMG) STATISTICS

### INTRODUCTION:

The data presented in this section detail the enrolment of IMG trainees in Ontario medical schools. Reports are produced for the November 1, 2018 point census. The full-time equivalent enrolments of these IMG trainees over the 2018 / 2019 academic year are not included in these reports. If you would like FTE information, please submit the form found on our website at <http://www.ophrdc.org/contact-us/>. The methodology used in Part 3 is the same as for Parts 1 and 2.

The **Touchstone** program provides access to professional practice in Ontario for IMGs who meet the Ontario regulatory requirements. Details of IMG competency evaluation can be found on the Touchstone Institute website <http://www.touchstoneinstitute.ca/>, formerly the Centre for the Evaluation of Health Professionals Educated Abroad (CEHPEA).




**Table 3.40 International Medical Graduate Trainees in ONTARIO by Level of Training, University and Sex**

Level	McMaster			NOSM			Ottawa					
	Female	Male	Total	Female	Male	Total	Female	Male	Total			
PGY - 1	17	15	32	5	4	9	23	20	43			
PGY - 2	24	11	35	3	8	11	13	21	34			
PGY - 3	13	7	20	2	3	5	17	16	33			
PGY - 4	16	9	25	3	3	6	13	13	26			
PGY - 5	15	13	28	1	1	2	18	11	29			
PGY - 6	6	3	9	0	0	0	0	1	1			
PGY - 7	0	1	1	0	0	0	0	0	0			
<b>Grand Total</b>	<b>91</b>	<b>59</b>	<b>150</b>	<b>14</b>	<b>19</b>	<b>33</b>	<b>84</b>	<b>82</b>	<b>166</b>			

Level	Queen's			Toronto			Western			All Universities		Grand
	Female	Male	Total	Female	Male	Total	Female	Male	Total	Female	Male	Total
PGY - 1	12	8	20	42	30	72	20	15	35	119	92	211
PGY - 2	10	11	21	41	27	68	27	15	42	118	93	211
PGY - 3	10	7	17	25	34	59	11	8	19	78	75	153
PGY - 4	10	6	16	19	25	44	8	12	20	69	68	137
PGY - 5	2	8	10	21	23	44	9	8	17	66	64	130
PGY - 6	1	2	3	5	4	9	1	2	3	13	12	25
PGY - 7	0	0	0	2	1	3	1	1	2	3	3	6
<b>Grand Total</b>	<b>45</b>	<b>42</b>	<b>87</b>	<b>155</b>	<b>144</b>	<b>299</b>	<b>77</b>	<b>61</b>	<b>138</b>	<b>466</b>	<b>407</b>	<b>873</b>

SOURCE: Ontario Postgraduate Registry, November 2018  
 Ontario Physician Human Resources Data Centre  
 Prepared December 2018

Back to Index 

**Table 3.41 International Medical Graduate Trainees in ONTARIO  
by Program and Level of Training**

<b>ONTARIO</b>	<i>PGY - 1</i>	<i>PGY - 2</i>	<i>PGY - 3</i>	<i>PGY - 4</i>	<i>PGY - 5</i>	<i>PGY - 6</i>	<i>PGY - 7</i>	<b>Grand Total</b>
Family Medicine	83	89	11	0	1	0	0	184
F.M./Emergency Medicine	0	0	3	0	0	0	0	3
<b>Family Medicine Total</b>	<b>83</b>	<b>89</b>	<b>14</b>	<b>0</b>	<b>1</b>	<b>0</b>	<b>0</b>	<b>187</b>
Anesthesiology	9	5	10	8	6	0	1	39
Clinical Pharmacology & Toxicology	0	0	0	0	0	1	0	1
Critical Care Medicine	0	0	0	0	2	0	0	2
Diagnostic Radiology	5	4	10	6	8	0	0	33
Emergency Medicine	6	6	6	8	5	0	0	31
Medical Genetics	1	1	1	1	1	0	0	5
Nuclear Medicine	1	1	0	0	0	0	0	2
Pain Medicine	0	0	0	0	0	1	2	3
Physical Medicine & Rehab.	1	1	4	1	2	0	0	9
Psychiatry	18	15	17	13	15	0	0	78
Psychiatry - Child & Adolescent	0	0	0	0	1	5	0	6
Psychiatry - Forensic	0	0	0	0	0	1	0	1
Psychiatry - Geriatric	0	0	0	0	1	1	0	2
Public Health & Preventive Medicine	2	3	0	1	1	0	0	7
Radiation Oncology	0	1	2	1	0	0	0	4
<b>Other Specialty Total</b>	<b>43</b>	<b>37</b>	<b>50</b>	<b>39</b>	<b>42</b>	<b>9</b>	<b>3</b>	<b>223</b>
Internal Medicine	35	31	34	10	0	0	0	110
Cardiology	0	0	0	6	2	6	0	14
Clinical Immunology & Allergy	0	0	0	0	1	0	0	1
Dermatology	1	1	1	1	1	0	0	5
Endocrinology & Metabolism	0	0	0	0	2	0	0	2
Gastroenterology	0	0	0	6	3	0	0	9
General Internal Medicine	0	0	0	2	4	0	0	6
Geriatric Medicine	0	0	0	2	5	0	0	7
Hematology	0	0	0	2	2	0	0	4
Medical Oncology	0	0	0	3	3	0	0	6
Nephrology	0	0	0	3	0	0	0	3
Neurology	6	7	5	7	6	0	0	31
Occupational Medicine	0	0	0	0	0	0	1	1
Respirology	0	0	0	2	1	0	0	3
Rheumatology	0	0	0	3	5	0	0	8
<b>Internal Medicine Total</b>	<b>42</b>	<b>39</b>	<b>40</b>	<b>47</b>	<b>35</b>	<b>6</b>	<b>1</b>	<b>210</b>
Pediatrics	13	14	16	11	0	0	0	54
Cardiology - Pediatric	0	0	0	1	0	1	0	2
Clinical Immunology & Allergy - Pediatric	0	0	0	1	3	0	0	4
Critical Care Medicine - Pediatric	0	0	0	3	2	0	0	5
Developmental Pediatrics	0	0	0	0	1	0	0	1
Emergency Medicine - Pediatric	0	0	0	1	3	0	0	4
Endocrinology & Metabolism - Pediatric					1			1
Gastroenterology - Pediatric	0	0	0	0	0	1	0	1
Hematology / Oncology - Pediatric	0	0	0	1	2	0	0	3
Neonatal-Perinatal Medicine	0	0	0	1	2	0	0	3
Nephrology	0	0	0	0	1	0	0	1
Neurology - Pediatric	1	1	2	2	1	0	0	7
Radiology - Pediatric	0	0	0	0	0	2	0	2
Respirology - Pediatric	0	0	0	0	1	0	0	1
<b>Pediatrics Total</b>	<b>14</b>	<b>15</b>	<b>18</b>	<b>21</b>	<b>17</b>	<b>4</b>	<b>0</b>	<b>89</b>
General Surgery	3	4	7	3	5	0	0	22
Cardiac Surgery	0	0	0	0	3	0	0	3
Gynecologic Oncology	0	0	0	0	0	1	1	2
Maternal Fetal Medicine	0	0	0	0	0	0	1	1
Neurosurgery	2	1	0	0	2	1	0	6
Obstetrics & Gynecology	5	7	4	3	4	0	0	23
Ophthalmology	2	4	1	1	1	0	0	9
Orthopedic Surgery	5	5	5	8	8	0	0	31
Otolaryngology - Head & Neck Surgery	1	0	1	0	0	0	0	2
Plastic Surgery	1	0	1	0	0	0	0	2
Urology	3	1	3	1	1	0	0	9
Vascular Surgery	0	0	0	0	1	0	0	1
<b>Surgery Total</b>	<b>22</b>	<b>22</b>	<b>22</b>	<b>16</b>	<b>25</b>	<b>2</b>	<b>2</b>	<b>111</b>
General Pathology	2	2	2	1	2	0	0	9
Anatomical Pathology	4	4	4	9	5	0	0	26
Forensic Pathology	0	0	0	0	0	1	0	1
Hematological Pathology	0	1	1	1	0	0	0	3
Medical Biochemistry	0	0	0	1	0	0	0	1
Medical Microbiology	1	1	1	1	2	0	0	6
<b>Laboratory Medicine Total</b>	<b>7</b>	<b>8</b>	<b>8</b>	<b>13</b>	<b>9</b>	<b>1</b>	<b>0</b>	<b>46</b>
Clinician Investigator	0	1	1	0	0	3	0	5
Palliative Medicine	0	0	0	1	1	0	0	2
<b>Special Program Total</b>	<b>0</b>	<b>1</b>	<b>1</b>	<b>1</b>	<b>1</b>	<b>3</b>	<b>0</b>	<b>7</b>
<b>Grand Total</b>	<b>211</b>	<b>211</b>	<b>153</b>	<b>137</b>	<b>130</b>	<b>25</b>	<b>6</b>	<b>873</b>

SOURCE: Ontario Postgraduate Registry, November 2018  
Ontario Physician Human Resources Data Centre  
Prepared December 2018

**Table 3.42 International Medical Graduate Trainees at McMaster University  
by Program and Level of Training**

<b>McMaster</b>	<i>PGY - 1</i>	<i>PGY - 2</i>	<i>PGY - 3</i>	<i>PGY - 4</i>	<i>PGY - 5</i>	<i>PGY - 6</i>	<i>PGY - 7</i>	<b>Grand Total</b>
Family Medicine	14	16	0	0	1	0	0	<b>31</b>
<b>Family Medicine Total</b>	<b>14</b>	<b>16</b>	<b>0</b>	<b>0</b>	<b>1</b>	<b>0</b>	<b>0</b>	<b>31</b>
Anesthesiology	1	0	1	3	1	0	0	<b>6</b>
Diagnostic Radiology	1	0	1	1	1	0	0	<b>4</b>
Emergency Medicine	1	1	1	2	0	0	0	<b>5</b>
Pain Medicine						1	1	
Physical Medicine & Rehab.	1	1	2	0	1	0	0	<b>5</b>
Psychiatry	1	1	1	1	2	0	0	<b>6</b>
Psychiatry - Child & Adolescent	0	0	0	0	0	2	0	<b>2</b>
Psychiatry - Forensic	0	0	0	0	0	1	0	<b>1</b>
<b>Other Specialty Total</b>	<b>5</b>	<b>3</b>	<b>6</b>	<b>7</b>	<b>5</b>	<b>4</b>	<b>1</b>	<b>31</b>
Internal Medicine	4	5	4	1	0	0	0	<b>14</b>
Cardiology	0	0	0	1	2	1	0	<b>4</b>
Gastroenterology	0	0	0	1	0	0	0	<b>1</b>
General Internal Medicine	0	0	0	0	1	0	0	<b>1</b>
Geriatric Medicine	0	0	0	0	1	0	0	<b>1</b>
Neurology	1	1	1	1	2	0	0	<b>6</b>
Rheumatology	0	0	0	0	1	0	0	<b>1</b>
<b>Internal Medicine Total</b>	<b>5</b>	<b>6</b>	<b>5</b>	<b>4</b>	<b>7</b>	<b>1</b>	<b>0</b>	<b>28</b>
Pediatrics	3	4	5	4	0	0	0	<b>16</b>
Clinical Immunology & Allergy - Pediatric	0	0	0	1	2	0	0	<b>3</b>
Critical Care Medicine - Pediatric	0	0	0	1	0	0	0	<b>1</b>
Gastroenterology - Pediatric	0	0	0	0	0	1	0	<b>1</b>
Hematology / Oncology - Pediatric	0	0	0	1	2	0	0	<b>3</b>
Neonatal-Perinatal Medicine	0	0	0	1	1	0	0	<b>2</b>
Neurology - Pediatric	0	0	1	1	0	0	0	<b>2</b>
<b>Pediatrics Total</b>	<b>3</b>	<b>4</b>	<b>6</b>	<b>9</b>	<b>5</b>	<b>1</b>	<b>0</b>	<b>28</b>
Cardiac Surgery	0	0	0	0	1	0	0	<b>1</b>
Neurosurgery	0	0	0	0	1	1	0	<b>2</b>
Obstetrics & Gynecology	1	3	0	1	1	0	0	<b>6</b>
Orthopedic Surgery	0	0	0	0	4	0	0	<b>4</b>
Urology	1	0	0	0	0	0	0	<b>1</b>
<b>Surgery Total</b>	<b>2</b>	<b>3</b>	<b>0</b>	<b>1</b>	<b>7</b>	<b>1</b>	<b>0</b>	<b>14</b>
General Pathology	2	2	2	1	2	0	0	<b>9</b>
Anatomical Pathology	1	0	0	1	1	0	0	<b>3</b>
Forensic Pathology	0	0	0	0	0	1	0	<b>1</b>
Medical Biochemistry	0	0	0	1	0	0	0	<b>1</b>
Medical Microbiology	0	0	1	1	0	0	0	<b>2</b>
<b>Laboratory Medicine Total</b>	<b>3</b>	<b>2</b>	<b>3</b>	<b>4</b>	<b>3</b>	<b>1</b>	<b>0</b>	<b>16</b>
Clinician Investigator	0	1	0	0	0	1	0	<b>2</b>
<b>Special Program Total</b>	<b>0</b>	<b>1</b>	<b>0</b>	<b>0</b>	<b>0</b>	<b>1</b>	<b>0</b>	<b>2</b>
<b>Grand Total</b>	<b>32</b>	<b>35</b>	<b>20</b>	<b>25</b>	<b>28</b>	<b>9</b>	<b>1</b>	<b>150</b>

SOURCE: Ontario Postgraduate Registry, November 2018  
Ontario Physician Human Resources Data Centre  
Prepared December 2018

**Table 3.43 International Medical Graduate Trainees at the Northern Ontario School of Medicine by Program and Level of Training**

<b><i>NOSM</i></b>	<i>PGY - 1</i>	<i>PGY - 2</i>	<i>PGY - 3</i>	<i>PGY - 4</i>	<i>PGY - 5</i>	<b><i>Grand Total</i></b>
Family Medicine	4	5	1	0	0	<b>10</b>
<b>Family Medicine Total</b>	<b>4</b>	<b>5</b>	<b>1</b>	<b>0</b>	<b>0</b>	<b>10</b>
Psychiatry	1	0	3	0	0	<b>4</b>
Public Health & Preventive Medicine	1	3	0	0	1	<b>5</b>
<b>Other Specialty Total</b>	<b>2</b>	<b>3</b>	<b>3</b>	<b>0</b>	<b>1</b>	<b>9</b>
Internal Medicine	2	1	0	3	0	<b>6</b>
<b>Internal Medicine Total</b>	<b>2</b>	<b>1</b>	<b>0</b>	<b>3</b>	<b>0</b>	<b>6</b>
Pediatrics	0	1	1	1	0	<b>3</b>
<b>Pediatrics Total</b>	<b>0</b>	<b>1</b>	<b>1</b>	<b>1</b>	<b>0</b>	<b>3</b>
Orthopedic Surgery	1	1	0	2	1	<b>5</b>
<b>Surgery Total</b>	<b>1</b>	<b>1</b>	<b>0</b>	<b>2</b>	<b>1</b>	<b>5</b>
<b>Grand Total</b>	<b>9</b>	<b>11</b>	<b>5</b>	<b>6</b>	<b>2</b>	<b>33</b>
<p>SOURCE: Ontario Postgraduate Registry, November 2018  Ontario Physician Human Resources Data Centre  Prepared December 2018</p>						

Back to Index 



**Table 3.44 International Medical Graduate Trainees at the University of Ottawa  
by Program and Level of Training**

<b>Ottawa</b>	<i>PGY - 1</i>	<i>PGY - 2</i>	<i>PGY - 3</i>	<i>PGY - 4</i>	<i>PGY - 5</i>	<i>PGY - 6</i>	<b>Grand Total</b>
Family Medicine	15	9	3	0	0	0	27
<b>Family Medicine Total</b>	<b>15</b>	<b>9</b>	<b>3</b>	<b>0</b>	<b>0</b>	<b>0</b>	<b>27</b>
Anesthesiology	3	1	3	1	1	0	9
Diagnostic Radiology	1	3	4	2	3	0	13
Emergency Medicine	2	2	2	3	2	0	11
Medical Genetics	0	0	0	0	1	0	1
Physical Medicine & Rehab.	0	0	1	0	1	0	2
Psychiatry	4	3	3	1	4	0	15
Public Health & Preventive Medicine	1	0	0	1	0	0	2
Radiation Oncology	0	1	1	1	0	0	3
<b>Other Specialty Total</b>	<b>11</b>	<b>10</b>	<b>14</b>	<b>9</b>	<b>12</b>	<b>0</b>	<b>56</b>
Internal Medicine	5	4	7	2	0	0	18
Cardiology	0	0	0	0	0	1	1
Dermatology	0	0	1	0	0	0	1
Gastroenterology	0	0	0	0	1	0	1
Geriatric Medicine	0	0	0	1	1	0	2
Medical Oncology	0	0	0	0	1	0	1
Neurology	1	1	0	2	0	0	4
Respirology	0	0	0	1	0	0	1
Rheumatology	0	0	0	1	1	0	2
<b>Internal Medicine Total</b>	<b>6</b>	<b>5</b>	<b>8</b>	<b>7</b>	<b>4</b>	<b>1</b>	<b>31</b>
Pediatrics	2	2	2	1	0	0	7
Critical Care Medicine - Pediatric	0	0	0	1	0	0	1
Emergency Medicine - Pediatric	0	0	0	0	3	0	3
Endocrinology & Metabolism - Pediatric	0	0	0	0	1	0	1
Neonatal-Perinatal Medicine	0	0	0	0	1	0	1
Neurology - Pediatric	0	0	0	0	1	0	1
<b>Pediatrics Total</b>	<b>2</b>	<b>2</b>	<b>2</b>	<b>2</b>	<b>6</b>	<b>0</b>	<b>14</b>
General Surgery	1	1	1	1	1	0	5
Cardiac Surgery	0	0	0	0	2	0	2
Neurosurgery	1	0	0	0	0	0	1
Obstetrics & Gynecology	2	2	1	0	2	0	7
Ophthalmology	1	2	0	0	0	0	3
Orthopedic Surgery	1	1	1	3	0	0	6
Otolaryngology - Head & Neck Surgery	1	0	1	0	0	0	2
Plastic Surgery	1	0	0	0	0	0	1
Urology	1	0	1	1	0	0	3
Vascular Surgery	0	0	0	0	1	0	1
<b>Surgery Total</b>	<b>9</b>	<b>6</b>	<b>5</b>	<b>5</b>	<b>6</b>	<b>0</b>	<b>31</b>
Anatomical Pathology	0	1	1	2	0	0	4
Hematological Pathology	0	0	0	1	0	0	1
Medical Microbiology	0	1	0	0	1	0	2
<b>Laboratory Medicine Total</b>	<b>0</b>	<b>2</b>	<b>1</b>	<b>3</b>	<b>1</b>	<b>0</b>	<b>7</b>
<b>Grand Total</b>	<b>43</b>	<b>34</b>	<b>33</b>	<b>26</b>	<b>29</b>	<b>1</b>	<b>166</b>

SOURCE: Ontario Postgraduate Registry, November 2018  
Ontario Physician Human Resources Data Centre  
Prepared December 2018

**Table 3.45 International Medical Graduate Trainees at Queen's University  
by Program and Level of Training**

<b>Queen's</b>	<i>PGY - 1</i>	<i>PGY - 2</i>	<i>PGY - 3</i>	<i>PGY - 4</i>	<i>PGY - 5</i>	<i>PGY - 6</i>	<b>Grand Total</b>
Family Medicine	10	13	0	0	0	0	<b>23</b>
F.M./ Emergency Medicine	0	0	2	0	0	0	<b>2</b>
<b>Family Medicine Total</b>	<b>10</b>	<b>13</b>	<b>2</b>	<b>0</b>	<b>0</b>	<b>0</b>	<b>25</b>
Critical Care Medicine	0	0	0	0	1	0	<b>1</b>
Diagnostic Radiology	0	0	1	0	2	0	<b>3</b>
Psychiatry	3	3	3	4	1	0	<b>14</b>
Psychiatry - Child & Adolescent	0	0	0	0	0	1	<b>1</b>
Psychiatry - Geriatric	0	0	0	0	0	1	<b>1</b>
Radiation Oncology	0	0	1	0	0	0	<b>1</b>
<b>Other Specialty Total</b>	<b>3</b>	<b>3</b>	<b>5</b>	<b>4</b>	<b>4</b>	<b>2</b>	<b>21</b>
Internal Medicine	4	3	4	0	0	0	<b>11</b>
Cardiology	0	0	0	2	0	1	<b>3</b>
Gastroenterology	0	0	0	1	0	0	<b>1</b>
General Internal Medicine	0	0	0	1	1	0	<b>2</b>
Hematology	0	0	0	1	1	0	<b>2</b>
Medical Oncology	0	0	0	1	0	0	<b>1</b>
Nephrology	0	0	0	1	0	0	<b>1</b>
Neurology	0	0	0	1	1	0	<b>2</b>
Rheumatology	0	0	0	1	1	0	<b>2</b>
<b>Internal Medicine Total</b>	<b>4</b>	<b>3</b>	<b>4</b>	<b>9</b>	<b>4</b>	<b>1</b>	<b>25</b>
Pediatrics	2	1	1	0	0	0	<b>4</b>
<b>Pediatrics Total</b>	<b>2</b>	<b>1</b>	<b>1</b>	<b>0</b>	<b>0</b>	<b>0</b>	<b>4</b>
General Surgery	0	0	2	0	0	0	<b>2</b>
Obstetrics & Gynecology	0	0	1	0	0	0	<b>1</b>
Orthopedic Surgery	0	0	1	0	0	0	<b>1</b>
<b>Surgery Total</b>	<b>0</b>	<b>0</b>	<b>4</b>	<b>0</b>	<b>0</b>	<b>0</b>	<b>4</b>
Anatomical Pathology	1	1	1	2	1	0	<b>6</b>
<b>Laboratory Medicine Total</b>	<b>1</b>	<b>1</b>	<b>1</b>	<b>2</b>	<b>1</b>	<b>0</b>	<b>6</b>
Palliative Medicine	0	0	0	1	1	0	<b>2</b>
<b>Special Programs Total</b>	<b>0</b>	<b>0</b>	<b>0</b>	<b>1</b>	<b>1</b>	<b>0</b>	<b>2</b>
<b>Grand Total</b>	<b>20</b>	<b>21</b>	<b>17</b>	<b>15</b>	<b>9</b>	<b>3</b>	<b>85</b>
SOURCE: Ontario Postgraduate Registry, November 2018 Ontario Physician Human Resources Data Centre Prepared December 2018							

**Table 3.46 International Medical Graduate Trainees at the University of Toronto  
by Program and Level of Training**

<b>Toronto</b>	<i>PGY - 1</i>	<i>PGY - 2</i>	<i>PGY - 3</i>	<i>PGY - 4</i>	<i>PGY - 5</i>	<i>PGY - 6</i>	<i>PGY - 7</i>	<b>Grand Total</b>
Family Medicine	24	23	5	0	0	0	0	52
<b>Family Medicine Total</b>	<b>24</b>	<b>23</b>	<b>5</b>	<b>0</b>	<b>0</b>	<b>0</b>	<b>0</b>	<b>52</b>
Anesthesiology	4	3	6	2	3	0	1	19
Clinical Pharmacology & Toxicology	0	0	0	0	0	1	0	1
Critical Care Medicine	0	0	0	0	1	0	0	1
Diagnostic Radiology	3	1	4	2	2	0	0	12
Emergency Medicine	3	3	3	3	3	0	0	15
Medical Genetics	1	1	1	1	0	0	0	4
Physical Medicine & Rehab.	0	0	1	1	0	0	0	2
Psychiatry	4	4	4	3	6	0	0	21
Psychiatry - Child & Adolescent	0	0	0	0	0	1	0	1
<b>Other Specialty Total</b>	<b>15</b>	<b>12</b>	<b>19</b>	<b>12</b>	<b>15</b>	<b>2</b>	<b>1</b>	<b>76</b>
Internal Medicine	12	10	10	3	0	0	0	35
Cardiology	0	0	0	3	0	1	0	4
Dermatology	1	1	0	1	1	0	0	4
Endocrinology & Metabolism	0	0	0	0	1	0	0	1
Gastroenterology	0	0	0	3	1	0	0	4
General Internal Medicine	0	0	0	1	1	0	0	2
Geriatric Medicine	0	0	0	1	2	0	0	3
Hematology	0	0	0	1	0	0	0	1
Medical Oncology	0	0	0	1	0	0	0	1
Nephrology				1				
Neurology	3	3	3	2	2	0	0	13
Occupational Medicine	0	0	0	0	0	0	1	1
Rheumatology	0	0	0	0	2	0	0	2
<b>Internal Medicine Total</b>	<b>16</b>	<b>14</b>	<b>13</b>	<b>17</b>	<b>10</b>	<b>1</b>	<b>1</b>	<b>72</b>
Pediatrics	4	4	5	3	0	0	0	16
Cardiology - Pediatric	0	0	0	1	0	1	0	2
Clinical Immunology & Allergy - Pediatric	0	0	0	0	1	0	0	0
Critical Care Medicine - Pediatric	0	0	0	0	2	0	0	0
Developmental Pediatrics	0	0	0	0	1	0	0	1
Nephrology - Pediatric	0	0	0	0	1	0	0	1
Neurology - Pediatric	1	1	1	1	0	0	0	4
Radiology - Pediatric	0	0	0	0	0	2	0	2
Respirology - Pediatric	0	0	0	0	0	0	0	0
<b>Pediatrics Total</b>	<b>5</b>	<b>5</b>	<b>6</b>	<b>5</b>	<b>6</b>	<b>3</b>	<b>0</b>	<b>30</b>
General Surgery	2	3	4	2	4	0	0	15
Gynecologic Oncology	0	0	0	0	0	1	1	2
Neurosurgery	1	1	0	0	1	0	0	3
Obstetrics & Gynecology	2	2	2	2	1	0	0	9
Ophthalmology	1	2	1	1	1	0	0	6
Orthopedic Surgery	2	2	2	2	1	0	0	9
Plastic Surgery	0	0	1	0	0	0	0	1
Urology	1	1	2	0	1	0	0	5
<b>Surgery Total</b>	<b>9</b>	<b>11</b>	<b>12</b>	<b>7</b>	<b>9</b>	<b>1</b>	<b>1</b>	<b>50</b>
Anatomical Pathology	2	2	2	3	3	0	0	12
Hematological Pathology	0	1	1	0	0	0	0	2
Medical Microbiology	1	0	0	0	1	0	0	2
<b>Laboratory Medicine Total</b>	<b>3</b>	<b>3</b>	<b>3</b>	<b>3</b>	<b>4</b>	<b>0</b>	<b>0</b>	<b>16</b>
Clinician Investigator	0	0	1	0	0	2	0	3
<b>Special Program Total</b>	<b>0</b>	<b>0</b>	<b>1</b>	<b>0</b>	<b>0</b>	<b>2</b>	<b>0</b>	<b>3</b>
<b>Grand Total</b>	<b>72</b>	<b>68</b>	<b>59</b>	<b>44</b>	<b>44</b>	<b>9</b>	<b>3</b>	<b>299</b>

SOURCE: Ontario Postgraduate Registry, November 2018  
Ontario Physician Human Resources Data Centre  
Prepared December 2018



**Table 3.47 International Medical Graduate Trainees at Western University  
by Program and Level of Training**

<b>Western</b>	<i>PGY - 1</i>	<i>PGY - 2</i>	<i>PGY - 3</i>	<i>PGY - 4</i>	<i>PGY - 5</i>	<i>PGY - 5</i>	<i>PGY - 6</i>	<b>Grand Total</b>
Family Medicine	16	23	2	0	0	0	0	<b>41</b>
F.M./ Emergency Medicine	0	0	1	0	0	0	0	<b>1</b>
<b>Family Medicine Total</b>	<b>16</b>	<b>23</b>	<b>3</b>	<b>0</b>	<b>0</b>	<b>0</b>	<b>0</b>	<b>42</b>
Anesthesiology	1	1	0	2	1	0	0	<b>5</b>
Diagnostic Radiology	0	0	0	1	0	0	0	<b>1</b>
Nuclear Medicine	1	1	0	0	0	0	0	<b>2</b>
Pain Medicine	0	0	0	0	0	0	1	<b>1</b>
Psychiatry	5	4	3	4	2	0	0	<b>18</b>
Psychiatry - Child & Adolescent	0	0	0	0	1	1	0	<b>2</b>
Psychiatry - Geriatric	0	0	0	0	1	0	0	<b>1</b>
<b>Other Specialty Total</b>	<b>7</b>	<b>6</b>	<b>3</b>	<b>7</b>	<b>5</b>	<b>1</b>	<b>1</b>	<b>30</b>
Internal Medicine	8	8	9	1	0	0	0	<b>26</b>
Cardiology	0	0	0	0	0	2	0	<b>2</b>
Clinical Immunology & Allergy	0	0	0	0	1	0	0	<b>1</b>
Endocrinology & Metabolism	0	0	0	0	1	0	0	<b>1</b>
Gastroenterology	0	0	0	1	1	0	0	<b>2</b>
General Internal Medicine	0	0	0	0	1	0	0	<b>1</b>
Geriatric Medicine	0	0	0	0	1	0	0	<b>1</b>
Hematology	0	0	0	0	1	0	0	<b>1</b>
Medical Oncology	0	0	0	1	2	0	0	<b>3</b>
Nephrology	0	0	0	1	0	0	0	<b>1</b>
Neurology	1	2	1	1	1	0	0	<b>6</b>
Respirology	0	0	0	1	1	0	0	<b>2</b>
Rheumatology	0	0	0	1	0	0	0	<b>1</b>
<b>Internal Medicine Total</b>	<b>9</b>	<b>10</b>	<b>10</b>	<b>7</b>	<b>10</b>	<b>2</b>	<b>0</b>	<b>48</b>
Pediatrics	2	2	2	2	0	0	0	<b>8</b>
Critical Care Medicine - Pediatric	0	0	0	1	0	0	0	<b>1</b>
Emergency Medicine - Pediatric	0	0	0	1	0	0	0	<b>1</b>
<b>Pediatrics Total</b>	<b>2</b>	<b>2</b>	<b>2</b>	<b>4</b>	<b>0</b>	<b>0</b>	<b>0</b>	<b>10</b>
Maternal Fetal Medicine	0	0	0	0	0	0	1	<b>1</b>
Orthopedic Surgery	1	1	1	1	2	0	0	<b>6</b>
<b>Surgery Total</b>	<b>1</b>	<b>1</b>	<b>1</b>	<b>1</b>	<b>2</b>	<b>0</b>	<b>1</b>	<b>7</b>
Anatomical Pathology	0	0	0	1	0	0	0	<b>1</b>
<b>Laboratory Medicine Total</b>	<b>0</b>	<b>0</b>	<b>0</b>	<b>1</b>	<b>0</b>	<b>0</b>	<b>0</b>	<b>1</b>
<b>Grand Total</b>	<b>35</b>	<b>42</b>	<b>19</b>	<b>20</b>	<b>17</b>	<b>3</b>	<b>2</b>	<b>138</b>

SOURCE: Ontario Postgraduate Registry, November 2018  
Ontario Physician Human Resources Data Centre  
Prepared December 2018



**Table 3.48 International Medical Graduate Trainees in ONTARIO  
by Program, University and Entry Stream**

	McMaster						NOSM						Ottawa					
	Advanced	Direct	PRP	ReEntry	Repat	Total	Advanced	Direct	PRP	ReEntry	Repat	Total	Advanced	Direct	PRP	ReEntry	Repat	Total
Family Medicine	0	19	12	0	0	31	0	10	0	0	0	10	0	27	0	0	0	27
F.M./ Emergency Medicine	0	0	0	0	0	0	0	0	0	0	0	0	0	0	0	0	0	0
<b>Family Medicine Total</b>	<b>0</b>	<b>19</b>	<b>12</b>	<b>0</b>	<b>0</b>	<b>31</b>	<b>0</b>	<b>10</b>	<b>0</b>	<b>0</b>	<b>0</b>	<b>10</b>	<b>0</b>	<b>27</b>	<b>0</b>	<b>0</b>	<b>0</b>	<b>27</b>
Anesthesiology	0	5	0	0	1	6	0	0	0	0	0	0	0	9	0	0	0	9
Clinical Pharmacology & Toxicology	0	0	0	0	0	0	0	0	0	0	0	0	0	0	0	0	0	0
Critical Care Medicine	0	0	0	0	0	0	0	0	0	0	0	0	0	0	0	0	0	0
Diagnostic Radiology	0	4	0	0	0	4	0	0	0	0	0	0	0	13	0	0	0	13
Emergency Medicine	0	5	0	0	0	5	0	0	0	0	0	0	0	11	0	0	0	11
Medical Genetics	0	0	0	0	0	0	0	0	0	0	0	0	0	1	0	0	0	1
Nuclear Medicine	0	0	0	0	0	0	0	0	0	0	0	0	0	0	0	0	0	0
Pain Medicine	0	2	0	0	0	2	0	0	0	0	0	0	0	0	0	0	0	0
Physical Medicine & Rehab.	0	5	0	0	0	5	0	0	0	0	0	0	0	2	0	0	0	2
Psychiatry	0	6	0	0	0	6	0	4	0	0	0	4	0	15	0	0	0	15
Psychiatry - Child & Adolescent	0	2	0	0	0	2	0	0	0	0	0	0	0	0	0	0	0	0
Psychiatry - Forensic	0	1	0	0	0	1	0	0	0	0	0	0	0	0	0	0	0	0
Psychiatry - Geriatric	0	0	0	0	0	0	0	0	0	0	0	0	0	0	0	0	0	0
Public Health & Preventive Medicine	0	0	0	0	0	0	0	5	0	0	0	5	0	2	0	0	0	2
Radiation Oncology	0	0	0	0	0	0	0	0	0	0	0	0	0	3	0	0	0	3
<b>Other Specialty Total</b>	<b>0</b>	<b>30</b>	<b>0</b>	<b>0</b>	<b>1</b>	<b>31</b>	<b>0</b>	<b>9</b>	<b>0</b>	<b>0</b>	<b>0</b>	<b>9</b>	<b>0</b>	<b>56</b>	<b>0</b>	<b>0</b>	<b>0</b>	<b>56</b>
Internal Medicine	0	14	0	0	0	14	0	6	0	0	0	6	0	18	0	0	0	18
Cardiology	0	4	0	0	0	4	0	0	0	0	0	0	0	1	0	0	0	1
Clinical Immunology & Allergy	0	0	0	0	0	0	0	0	0	0	0	0	0	0	0	0	0	0
Dermatology	0	0	0	0	0	0	0	0	0	0	0	0	0	1	0	0	0	1
Endocrinology & Metabolism	0	0	0	0	0	0	0	0	0	0	0	0	0	0	0	0	0	0
Gastroenterology	0	1	0	0	0	1	0	0	0	0	0	0	0	1	0	0	0	1
General Internal Medicine	0	1	0	0	0	1	0	0	0	0	0	0	0	0	0	0	0	0
Geriatric Medicine	0	0	0	0	1	1	0	0	0	0	0	0	0	2	0	0	0	2
Hematology	0	0	0	0	0	0	0	0	0	0	0	0	0	0	0	0	0	0
Medical Oncology	0	0	0	0	0	0	0	0	0	0	0	0	0	1	0	0	0	1
Nephrology	0	0	0	0	0	0	0	0	0	0	0	0	0	0	0	0	0	0
Neurology	0	6	0	0	0	6	0	0	0	0	0	0	0	4	0	0	0	4
Occupational Medicine	0	0	0	0	0	0	0	0	0	0	0	0	0	0	0	0	0	0
Respirology	0	0	0	0	0	0	0	0	0	0	0	0	0	1	0	0	0	1
Rheumatology	0	1	0	0	0	1	0	0	0	0	0	0	0	2	0	0	0	2
<b>Internal Medicine Total</b>	<b>0</b>	<b>27</b>	<b>0</b>	<b>0</b>	<b>1</b>	<b>28</b>	<b>0</b>	<b>6</b>	<b>0</b>	<b>0</b>	<b>0</b>	<b>6</b>	<b>0</b>	<b>31</b>	<b>0</b>	<b>0</b>	<b>0</b>	<b>31</b>
Pediatrics	0	15	0	0	1	16	0	3	0	0	0	3	0	7	0	0	0	7
Cardiology - Pediatric	0	0	0	0	0	0	0	0	0	0	0	0	0	0	0	0	0	0
Clinical Immunology & Allergy - Pediatric	0	3	0	0	0	3	0	0	0	0	0	0	0	0	0	0	0	0
Critical Care Medicine - Pediatric	0	1	0	0	0	1	0	0	0	0	0	0	0	1	0	0	0	1
Developmental Pediatrics	0	0	0	0	0	0	0	0	0	0	0	0	0	0	0	0	0	0
Emergency Medicine - Pediatric	0	0	0	0	0	0	0	0	0	0	0	0	0	3	0	0	0	3
Endocrinology & Metabolism - Pediatric	0	0	0	0	0	0	0	0	0	0	0	0	0	1	0	0	0	1
Gastroenterology - Pediatric	0	1	0	0	0	1	0	0	0	0	0	0	0	0	0	0	0	0
Hematology / Oncology - Pediatric	0	3	0	0	0	3	0	0	0	0	0	0	0	0	0	0	0	0
Neonatal-Perinatal Medicine	0	2	0	0	0	2	0	0	0	0	0	0	0	1	0	0	0	1
Nephrology - Pediatric	0	0	0	0	0	0	0	0	0	0	0	0	0	0	0	0	0	0
Neurology - Pediatric	0	2	0	0	0	2	0	0	0	0	0	0	0	1	0	0	0	1
Radiology - Pediatric	0	0	0	0	0	0	0	0	0	0	0	0	0	0	0	0	0	0
Respirology - Pediatric	0	0	0	0	0	0	0	0	0	0	0	0	0	0	0	0	0	0
<b>Pediatrics Total</b>	<b>0</b>	<b>27</b>	<b>0</b>	<b>0</b>	<b>1</b>	<b>28</b>	<b>0</b>	<b>3</b>	<b>0</b>	<b>0</b>	<b>0</b>	<b>3</b>	<b>0</b>	<b>14</b>	<b>0</b>	<b>0</b>	<b>0</b>	<b>14</b>
General Surgery	0	0	0	0	0	0	0	0	0	0	0	0	0	5	0	0	0	5
Cardiac Surgery	0	1	0	0	0	1	0	0	0	0	0	0	0	2	0	0	0	2
Gynecologic Oncology	0	0	0	0	0	0	0	0	0	0	0	0	0	0	0	0	0	0
Maternal Fetal Medicine	0	0	0	0	0	0	0	0	0	0	0	0	0	0	0	0	0	0
Neurosurgery	0	2	0	0	0	2	0	0	0	0	0	0	0	1	0	0	0	1
Obstetrics & Gynecology	0	6	0	0	0	6	0	0	0	0	0	0	0	7	0	0	0	7
Ophthalmology	0	0	0	0	0	0	0	0	0	0	0	0	0	3	0	0	0	3
Orthopedic Surgery	0	4	0	0	0	4	0	5	0	0	0	5	0	6	0	0	0	6
Otolaryngology - Head & Neck Surgery	0	0	0	0	0	0	0	0	0	0	0	0	0	2	0	0	0	2
Plastic Surgery	0	0	0	0	0	0	0	0	0	0	0	0	0	1	0	0	0	1
Urology	0	1	0	0	0	1	0	0	0	0	0	0	0	3	0	0	0	3
Vascular Surgery	0	0	0	0	0	0	0	0	0	0	0	0	0	1	0	0	0	1
<b>Surgery Total</b>	<b>0</b>	<b>14</b>	<b>0</b>	<b>0</b>	<b>0</b>	<b>14</b>	<b>0</b>	<b>5</b>	<b>0</b>	<b>0</b>	<b>0</b>	<b>5</b>	<b>0</b>	<b>31</b>	<b>0</b>	<b>0</b>	<b>0</b>	<b>31</b>
General Pathology	0	9	0	0	0	9	0	0	0	0	0	0	0	0	0	0	0	0
Anatomical Pathology	0	3	0	0	0	3	0	0	0	0	0	0	0	4	0	0	0	4
Forensic Pathology	0	1	0	0	0	1	0	0	0	0	0	0	0	0	0	0	0	0
Hematological Pathology	0	0	0	0	0	0	0	0	0	0	0	0	0	1	0	0	0	1
Medical Biochemistry	0	1	0	0	0	1	0	0	0	0	0	0	0	0	0	0	0	0
Medical Microbiology	0	2	0	0	0	2	0	0	0	0	0	0	0	2	0	0	0	2
<b>Laboratory Medicine Total</b>	<b>0</b>	<b>16</b>	<b>0</b>	<b>0</b>	<b>0</b>	<b>16</b>	<b>0</b>	<b>0</b>	<b>0</b>	<b>0</b>	<b>0</b>	<b>0</b>	<b>0</b>	<b>7</b>	<b>0</b>	<b>0</b>	<b>0</b>	<b>7</b>
Clinician Investigator	0	2	0	0	0	2	0	0	0	0	0	0	0	0	0	0	0	0
Palliative Medicine	0	0	0	0	0	0	0	0	0	0	0	0	0	0	0	0	0	0
<b>Special Program Total</b>	<b>0</b>	<b>2</b>	<b>0</b>	<b>0</b>	<b>0</b>	<b>2</b>	<b>0</b>	<b>0</b>	<b>0</b>	<b>0</b>	<b>0</b>	<b>0</b>	<b>0</b>	<b>0</b>	<b>0</b>	<b>0</b>	<b>0</b>	<b>0</b>
<b>Grand Total</b>	<b>0</b>	<b>135</b>	<b>12</b>	<b>0</b>	<b>3</b>	<b>150</b>	<b>0</b>	<b>33</b>	<b>0</b>	<b>0</b>	<b>0</b>	<b>33</b>	<b>0</b>	<b>166</b>	<b>0</b>	<b>0</b>	<b>0</b>	<b>166</b>

SOURCE: Ontario Postgraduate Registry, November 2011  
Ontario Physician Human Resources Data Centre  
Prepared December 2011



**Table 3.48 International Medical Graduate Trainees in ONTARIO  
by Program, University and Entry Stream**

	Queen's						Toronto						Western						TOTALS						Grand Total
	Advanced	Direct	PRP	ReEntry	Repat	Total	Advanced	Direct	PRP	ReEntry	Repat	Total	Advanced	Direct	PRP	ReEntry	Repat	Total	Advanced	Direct	PRP	ReEntry	Repat	Total	
Family Medicine	0	23	0	0	0	23	0	52	0	0	0	52	0	41	0	0	0	41	0	172	12	0	0	184	
F.M./ Emergency Medicine	0	2	0	0	0	2	0	0	0	0	0	0	0	1	0	0	0	1	0	3	0	0	0	3	
<b>Family Medicine Total</b>	<b>0</b>	<b>25</b>	<b>0</b>	<b>0</b>	<b>0</b>	<b>25</b>	<b>0</b>	<b>52</b>	<b>0</b>	<b>0</b>	<b>0</b>	<b>52</b>	<b>0</b>	<b>42</b>	<b>0</b>	<b>0</b>	<b>0</b>	<b>42</b>	<b>0</b>	<b>175</b>	<b>12</b>	<b>0</b>	<b>0</b>	<b>187</b>	
Anesthesiology	0	0	0	0	0	0	1	18	0	0	0	19	0	5	0	0	0	5	1	37	0	0	0	39	
Clinical Pharmacology & Toxicology	0	0	0	0	0	0	0	1	0	0	0	1	0	0	0	0	0	0	0	1	0	0	0	1	
Critical Care Medicine	0	1	0	0	0	1	0	0	0	1	0	1	0	0	0	0	0	0	0	1	0	1	0	2	
Diagnostic Radiology	0	3	0	0	0	3	0	12	0	0	0	12	0	1	0	0	0	1	0	33	0	0	0	33	
Emergency Medicine	0	0	0	0	0	0	0	15	0	0	0	15	0	0	0	0	0	0	0	31	0	0	0	31	
Medical Genetics	0	0	0	0	0	0	0	4	0	0	0	4	0	0	0	0	0	0	0	5	0	0	0	5	
Nuclear Medicine	0	0	0	0	0	0	0	0	0	0	0	0	0	2	0	0	0	2	0	2	0	0	0	2	
Pain Medicine	0	0	0	0	0	0	0	0	0	0	0	0	0	1	0	0	0	1	0	3	0	0	0	3	
Physical Medicine & Rehab.	0	0	0	0	0	0	0	2	0	0	0	2	0	0	0	0	0	0	0	9	0	0	0	9	
Psychiatry	0	14	0	0	0	14	0	21	0	0	0	21	0	18	0	0	0	18	0	78	0	0	0	78	
Psychiatry - Child & Adolescent	0	1	0	0	0	1	0	1	0	0	0	1	0	2	0	0	0	2	0	6	0	0	0	6	
Psychiatry - Forensic	0	0	0	0	0	0	0	0	0	0	0	0	0	0	0	0	0	0	0	1	0	0	0	1	
Psychiatry - Geriatric	0	1	0	0	0	1	0	0	0	0	0	0	0	1	0	0	0	1	0	1	0	0	0	2	
Public Health & Preventive Medicine	0	0	0	0	0	0	0	0	0	0	0	0	0	0	0	0	0	0	0	7	0	0	0	7	
Radiation Oncology	0	1	0	0	0	1	0	0	0	0	0	0	0	0	0	0	0	0	0	4	0	0	0	4	
<b>Other Specialty Total</b>	<b>0</b>	<b>21</b>	<b>0</b>	<b>0</b>	<b>0</b>	<b>21</b>	<b>1</b>	<b>74</b>	<b>0</b>	<b>1</b>	<b>0</b>	<b>76</b>	<b>0</b>	<b>30</b>	<b>0</b>	<b>0</b>	<b>0</b>	<b>30</b>	<b>1</b>	<b>220</b>	<b>0</b>	<b>1</b>	<b>1</b>	<b>223</b>	
Internal Medicine	0	11	0	0	0	11	0	35	0	0	0	35	0	26	0	0	0	26	0	110	0	0	0	110	
Cardiology	0	3	0	0	0	3	0	4	0	0	0	4	0	2	0	0	0	2	0	14	0	0	0	14	
Clinical Immunology & Allergy	0	0	0	0	0	0	0	0	0	0	0	0	0	1	0	0	0	1	0	1	0	0	0	1	
Dermatology	0	0	0	0	0	0	0	4	0	0	0	4	0	0	0	0	0	0	0	5	0	0	0	5	
Endocrinology & Metabolism	0	0	0	0	0	0	0	1	0	0	0	1	0	1	0	0	0	1	0	2	0	0	0	2	
Gastroenterology	0	1	0	0	0	1	0	3	0	0	1	4	0	2	0	0	0	2	0	8	0	0	1	9	
General Internal Medicine	0	1	0	0	1	2	0	2	0	0	0	2	0	1	0	0	0	1	0	5	0	0	1	6	
Geriatric Medicine	0	0	0	0	0	0	0	2	0	0	1	3	0	0	0	0	1	1	0	4	0	0	3	7	
Hematology	0	2	0	0	0	2	0	1	0	0	0	1	0	1	0	0	0	1	0	4	0	0	0	4	
Medical Oncology	0	1	0	0	0	1	0	1	0	0	0	1	0	3	0	0	0	3	0	6	0	0	0	6	
Nephrology	0	1	0	0	0	1	0	1	0	0	0	1	0	1	0	0	0	1	0	3	0	0	0	3	
Neurology	0	2	0	0	0	2	0	13	0	0	0	13	0	6	0	0	0	6	0	31	0	0	0	31	
Occupational Medicine							1					1													
Respirology	0	0	0	0	0	0	0	0	0	0	0	0	0	2	0	0	0	2	0	3	0	0	0	3	
Rheumatology	0	2	0	0	0	2	0	2	0	0	0	2	0	1	0	0	0	1	0	8	0	0	0	8	
<b>Internal Medicine Total</b>	<b>0</b>	<b>24</b>	<b>0</b>	<b>0</b>	<b>1</b>	<b>25</b>	<b>0</b>	<b>70</b>	<b>0</b>	<b>0</b>	<b>2</b>	<b>72</b>	<b>0</b>	<b>47</b>	<b>0</b>	<b>0</b>	<b>1</b>	<b>48</b>	<b>0</b>	<b>205</b>	<b>0</b>	<b>0</b>	<b>5</b>	<b>210</b>	
Pediatrics	0	4	0	0	0	4	0	16	0	0	0	16	0	8	0	0	0	8	0	53	0	0	1	54	
Cardiology - Pediatric	0	0	0	0	0	0	0	2	0	0	0	2	0	0	0	0	0	0	0	2	0	0	0	2	
Clinical Immunology & Allergy - Pediatric	0	0	0	0	0	0	0	1	0	0	0	1	0	0	0	0	0	0	0	4	0	0	0	4	
Critical Care Medicine - Pediatric	0	0	0	0	0	0	0	2	0	0	0	2	0	1	0	0	0	1	0	5	0	0	0	5	
Developmental Pediatrics	0	0	0	0	0	0	0	1	0	0	0	1	0	0	0	0	0	0	0	1	0	0	0	1	
Emergency Medicine - Pediatric	0	0	0	0	0	0	0	0	0	0	0	0	0	1	0	0	0	1	0	4	0	0	0	4	
Endocrinology & Metabolism - Pediatric	0	0	0	0	0	0	0	0	0	0	0	0	0	0	0	0	0	0	0	1	0	0	0	1	
Gastroenterology - Pediatric	0	0	0	0	0	0	0	0	0	0	0	0	0	0	0	0	0	0	0	1	0	0	0	1	
Hematology / Oncology - Pediatric	0	0	0	0	0	0	0	0	0	0	0	0	0	0	0	0	0	0	0	3	0	0	0	3	
Neonatal-Perinatal Medicine	0	0	0	0	0	0	0	0	0	0	0	0	0	0	0	0	0	0	0	3	0	0	0	3	
Nephrology - Pediatric	0	0	0	0	0	0	0	1	0	0	0	1	0	0	0	0	0	0	0	1	0	0	0	1	
Neurology - Pediatric	0	0	0	0	0	0	0	4	0	0	0	4	0	0	0	0	0	0	0	7	0	0	0	7	
Radiology - Pediatric	0	0	0	0	0	0	0	0	0	0	0	0	0	0	0	0	0	0	0	0	0	0	0	0	
Respirology - Pediatric	0	0	0	0	0	0	0	1	0	0	0	1	0	0	0	0	0	0	0	1	0	0	0	1	
<b>Pediatrics Total</b>	<b>0</b>	<b>4</b>	<b>0</b>	<b>0</b>	<b>0</b>	<b>4</b>	<b>0</b>	<b>30</b>	<b>0</b>	<b>0</b>	<b>0</b>	<b>30</b>	<b>0</b>	<b>10</b>	<b>0</b>	<b>0</b>	<b>0</b>	<b>10</b>	<b>0</b>	<b>88</b>	<b>0</b>	<b>0</b>	<b>1</b>	<b>89</b>	
General Surgery	0	2	0	0	0	2	0	15	0	0	0	15	0	0	0	0	0	0	0	22	0	0	0	22	
Cardiac Surgery	0	0	0	0	0	0	0	0	0	0	0	0	0	0	0	0	0	0	0	3	0	0	0	3	
Gynecologic Oncology	0	0	0	0	0	0	0	2	0	0	0	2	0	0	0	0	0	0	0	2	0	0	0	2	
Maternal Fetal Medicine	0	0	0	0	0	0	0	0	0	0	0	0	0	1	0	0	0	1	0	1	0	0	0	1	
Neurosurgery	0	0	0	0	0	0	0	3	0	0	0	3	0	0	0	0	0	0	0	6	0	0	0	6	
Obstetrics & Gynecology	0	1	0	0	0	1	0	9	0	0	0	9	0	0	0	0	0	0	0	23	0	0	0	23	
Ophthalmology	0	0	0	0	0	0	0	6	0	0	0	6	0	0	0	0	0	0	0	9	0	0	0	9	
Orthopedic Surgery	0	1	0	0	0	1	0	9	0	0	0	9	0	6	0	0	0	6	0	31	0	0	0	31	
Otolaryngology - Head & Neck Surgery	0	0	0	0	0	0	0	0	0	0	0	0	0	0	0	0	0	0	0	2	0	0	0	2	
Plastic Surgery	0	0	0	0	0	0	0	1	0	0	0	1	0	0	0	0	0	0	0	2	0	0	0	2	
Urology	0	0	0	0	0	0	0	5	0	0	0	5	0	0	0	0	0	0	0	9	0	0	0	9	
Vascular Surgery	0	0	0	0	0	0	0	0	0	0	0	0	0	0	0	0	0	0	0	1	0	0	0	1	
<b>Surgery Total</b>	<b>0</b>	<b>4</b>	<b>0</b>	<b>0</b>	<b>0</b>	<b>4</b>	<b>0</b>	<b>50</b>	<b>0</b>	<b>0</b>	<b>0</b>	<b>50</b>	<b>0</b>	<b>7</b>	<b>0</b>	<b>0</b>	<b>0</b>	<b>7</b>	<b>0</b>	<b>111</b>	<b>0</b>	<b>0</b>	<b>0</b>	<b>111</b>	
General Pathology	0	0	0	0	0	0	0	0	0	0	0	0	0	0	0	0	0	0	0	9	0	0	0	9	
Anatomical Pathology	0	6	0	0	0	6	0	12	0	0	0	12	0	1	0	0	0	1	0	26	0	0	0	26	
Forensic Pathology	0	0	0	0	0	0	0	0	0	0	0	0	0	0	0	0	0	0	0	1	0	0	0	1	
Hematological Pathology	0	0	0	0	0	0	0	2	0	0	0	2	0	0	0	0	0	0	0	3	0	0	0	3	
Medical Biochemistry	0	0	0	0	0	0	0	0	0	0	0	0	0	0	0	0	0	0	0	1	0	0	0	1	
Medical Microbiology	0	0	0	0	0	0	0	2	0	0	0	2	0	0	0	0	0	0	0	6	0	0	0	6	
<b>Laboratory Medicine Total</b>	<b>0</b>	<b>6</b>	<b>0</b>	<b>0</b> </																					

**Table 3.49 International Medical Graduate Trainees in ONTARIO by Entry Stream, Legal Status, School and Sex**

Entry Stream	Legal Status	<i>McMaster</i>			<i>NOSM</i>			<i>Ottawa</i>			
		Female	Male	Total	Female	Male	Total	Female	Male	Total	
Advanced	CDN	0	0	0	0	0	0	0	0	0	
	PR	0	0	0	0	0	0	0	0	0	
	VISA	0	0	0	0	0	0	0	0	0	
<b>Advanced Total</b>		<b>0</b>	<b>0</b>	<b>0</b>	<b>0</b>	<b>0</b>	<b>0</b>	<b>0</b>	<b>0</b>	<b>0</b>	
Direct	CDN	75	54	129	9	16	25	70	61	131	
	PR	4	2	6	5	3	8	14	21	35	
	VISA	0	0	0	0	0	0	0	0	0	
<b>Direct Total</b>		<b>79</b>	<b>56</b>	<b>135</b>	<b>14</b>	<b>19</b>	<b>33</b>	<b>84</b>	<b>82</b>	<b>166</b>	
PRP	CDN	10	2	12	0	0	0	0	0	0	
	PR	0	0	0	0	0	0	0	0	0	
	VISA	0	0	0	0	0	0	0	0	0	
<b>PRP Total</b>		<b>10</b>	<b>2</b>	<b>12</b>	<b>0</b>	<b>0</b>	<b>0</b>	<b>0</b>	<b>0</b>	<b>0</b>	
ReEntry	CDN	0	0	0	0	0	0	0	0	0	
	PR	0	0	0	0	0	0	0	0	0	
	VISA	0	0	0	0	0	0	0	0	0	
<b>ReEntry Total</b>		<b>0</b>	<b>0</b>	<b>0</b>	<b>0</b>	<b>0</b>	<b>0</b>	<b>0</b>	<b>0</b>	<b>0</b>	
Repatriation	CDN	0	0	0	0	0	0	0	0	0	
	PR	2	1	3	0	0	0	0	0	0	
	VISA	0	0	0	0	0	0	0	0	0	
<b>Repatriation Total</b>		<b>2</b>	<b>1</b>	<b>3</b>	<b>0</b>	<b>0</b>	<b>0</b>	<b>0</b>	<b>0</b>	<b>0</b>	
<b>ALL</b>	<b>CDN</b>	<b>85</b>	<b>56</b>	<b>141</b>	<b>9</b>	<b>16</b>	<b>25</b>	<b>70</b>	<b>61</b>	<b>131</b>	
	<b>PR</b>	<b>6</b>	<b>3</b>	<b>9</b>	<b>5</b>	<b>3</b>	<b>8</b>	<b>14</b>	<b>21</b>	<b>35</b>	
	<b>VISA</b>	<b>0</b>	<b>0</b>	<b>0</b>	<b>0</b>	<b>0</b>	<b>0</b>	<b>0</b>	<b>0</b>	<b>0</b>	
<b>Grand Total</b>		<b>91</b>	<b>59</b>	<b>150</b>	<b>14</b>	<b>19</b>	<b>33</b>	<b>84</b>	<b>82</b>	<b>166</b>	

Entry Stream	Legal Status	<i>Queen's</i>			<i>Toronto</i>			<i>Western</i>			<i>Totals</i>		<i>Grand Total</i>
		Female	Male	Total	Female	Male	Total	Female	Male	Total	Female	Male	
Advanced	CDN	0	0	0	0	0	0	0	0	0	0	0	0
	PR	0	0	0	0	1	1	0	0	0	0	1	1
	VISA	0	0	0	0	0	0	0	0	0	0	0	0
<b>Advanced Total</b>		<b>0</b>	<b>0</b>	<b>0</b>	<b>0</b>	<b>1</b>	<b>1</b>	<b>0</b>	<b>0</b>	<b>0</b>	<b>0</b>	<b>1</b>	<b>1</b>
Direct	CDN	35	37	72	116	101	217	65	50	115	370	319	689
	PR	9	5	14	37	41	78	11	11	22	80	83	163
	VISA	0	0	0	0	0	0	0	0	0	0	0	0
<b>Direct Total</b>		<b>44</b>	<b>42</b>	<b>86</b>	<b>153</b>	<b>142</b>	<b>295</b>	<b>76</b>	<b>61</b>	<b>137</b>	<b>450</b>	<b>402</b>	<b>852</b>
PRP	CDN	0	0	0	0	0	0	0	0	0	10	2	12
	PR	0	0	0	0	0	0	0	0	0	0	0	0
	VISA	0	0	0	0	0	0	0	0	0	0	0	0
<b>PRP Total</b>		<b>0</b>	<b>0</b>	<b>0</b>	<b>0</b>	<b>0</b>	<b>0</b>	<b>0</b>	<b>0</b>	<b>0</b>	<b>10</b>	<b>2</b>	<b>12</b>
ReEntry	CDN	0	0	0	0	1	1	0	0	0	0	1	1
	PR	0	0	0	0	0	0	0	0	0	0	0	0
	VISA	0	0	0	0	0	0	0	0	0	0	0	0
<b>ReEntry Total</b>		<b>0</b>	<b>0</b>	<b>0</b>	<b>0</b>	<b>1</b>	<b>1</b>	<b>0</b>	<b>0</b>	<b>0</b>	<b>0</b>	<b>1</b>	<b>1</b>
Repatriation	CDN	0	0	0	2	0	2	1	0	1	3	0	3
	PR	1	0	1	0	0	0	0	0	0	3	1	4
	VISA	0	0	0	0	0	0	0	0	0	0	0	0
<b>Repatriation Total</b>		<b>1</b>	<b>0</b>	<b>1</b>	<b>2</b>	<b>0</b>	<b>2</b>	<b>1</b>	<b>0</b>	<b>1</b>	<b>6</b>	<b>1</b>	<b>7</b>
<b>ALL</b>	<b>CDN</b>	<b>35</b>	<b>37</b>	<b>72</b>	<b>118</b>	<b>102</b>	<b>220</b>	<b>66</b>	<b>50</b>	<b>116</b>	<b>383</b>	<b>322</b>	<b>705</b>
	<b>PR</b>	<b>10</b>	<b>5</b>	<b>15</b>	<b>37</b>	<b>42</b>	<b>79</b>	<b>11</b>	<b>11</b>	<b>22</b>	<b>83</b>	<b>85</b>	<b>168</b>
	<b>VISA</b>	<b>0</b>	<b>0</b>	<b>0</b>	<b>0</b>	<b>0</b>	<b>0</b>	<b>0</b>	<b>0</b>	<b>0</b>	<b>0</b>	<b>0</b>	<b>0</b>
<b>Grand Total</b>		<b>45</b>	<b>42</b>	<b>87</b>	<b>155</b>	<b>144</b>	<b>299</b>	<b>77</b>	<b>61</b>	<b>138</b>	<b>466</b>	<b>407</b>	<b>873</b>

SOURCE: Ontario Postgraduate Registry, November 2018  
 Ontario Physician Human Resources Data Centre  
 Prepared December 2018



